



FISHER PAYKEL CI302DB1 Auxiliary Modular Induction Cooktop with SmartZone User Guide

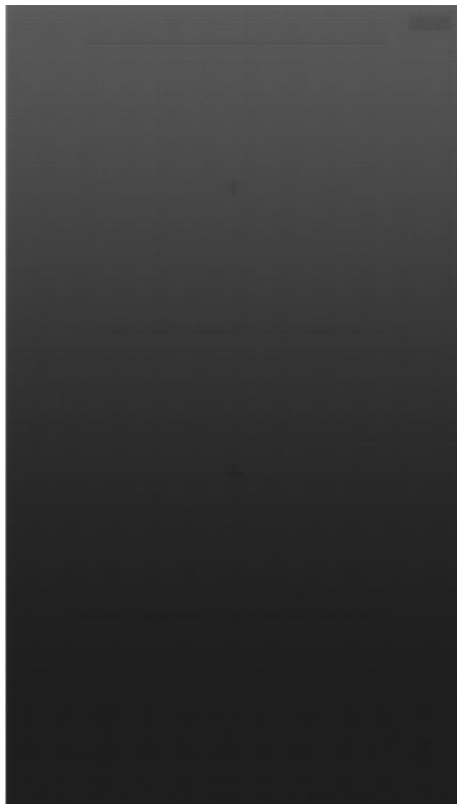
[Home](#) » [Fisher & Paykel](#) » FISHER PAYKEL CI302DB1 Auxiliary Modular Induction Cooktop with SmartZone User Guide 

Contents

- [1 FISHER PAYKEL CI302DB1 Auxiliary Modular Induction Cooktop with SmartZone](#)
- [2 Product Information](#)
- [3 Series 11 Minimal Black](#)
- [4 DIMENSIONS](#)
- [5 SPECIFICATIONS](#)
- [6 Product dimensions](#)
- [7 Product Usage Instructions](#)
- [8 Documents / Resources](#)

FISHER & PAYKEL


FISHER PAYKEL CI302DB1 Auxiliary Modular Induction Cooktop with SmartZone



Product Information

The CI302DB1 is an Auxiliary Modular Induction Cooktop with 2 zones and a SmartZone feature. It is part of the Series 11 collection and comes in a Minimal Black finish. This compact cooktop is designed to be used alongside a Primary Induction Cooktop as part of a modular cooking solution. It offers immediate heat response, accurate temperature control, and an easy-to-clean single-surface finish. The cooktop remains cool to the touch until a pot or pan is placed on the surface, ensuring safety during use. It also features a wireless temperature sensor accessory, which is sold separately.

Series 11 Minimal Black



Fusing precise induction technology with innovative design, this compact Auxiliary Induction Cooktop is designed to seamlessly pair with our Primary Induction Cooktop.

- Part of our unique modular cooking solution. Pair with a primary cooktop for the ultimate cooking experience
- Immediate heat response and accurate temperature control. Pair zones to create a large SmartZone
- Choose from sleek black glass or subtle grey glass finish to suit your kitchen design
- Cooktop remains cool to touch until a pot or pan is placed on the surface
- Easy-to-clean single surface finish

DIMENSIONS

- Height: 58mm
- Width: 300mm
- Depth: 530mm

SPECIFICATIONS

Accessories

- Wireless temperature sensor: Sold separately

Product dimensions

- Depth: 530mm
- Height: 58mm
- Width: 300mm
- SKU: 83005

Product Usage Instructions

1. Place the CI302DB1 Auxiliary Modular Induction Cooktop on a stable and heat-resistant surface in your kitchen.
2. Connect the cooktop to a power source using the appropriate power cord.
3. Ensure that the cooktop is clean and free from any debris or obstructions.
4. To use the cooktop, place a compatible pot or pan on the surface. The cooktop will remain cool to the touch until a pot or pan is detected.
5. To adjust the temperature, use the control panel or knobs provided. The cooktop offers precise temperature control for accurate cooking.
6. The SmartZone feature allows you to pair two zones to create a larger cooking area. Follow the instructions in the user manual to activate this feature.
7. After use, allow the cooktop to cool down before cleaning. Use a soft cloth or sponge with mild detergent to wipe the surface clean.
8. Refer to the user manual for detailed cleaning and maintenance instructions.


For any further assistance, please contact Fisher & Paykel's Customer Care Centre using the provided contact information.

NOTE: The product dimensions and specifications in this page apply to the specific product and model. Under our policy of continuous improvement, these dimensions and specifications may change at any time. You should therefore check with Fisher & Paykel's Customer Care Centre to ensure this page correctly describes the model currently available. © Fisher & Paykel Appliances Ltd 2020

A PEACE OF MIND SALE



24 Hours 7 Days a Week Customer Support **T** +65 6741 0777 **W** www.fisherpaykel.com

	<p>FISHER PAYKEL CI302DB1 Auxiliary Modular Induction Cooktop with SmartZone [pdf] User Guide</p> <p>CI302DB1, 83005, CI302DB1 Auxiliary Modular Induction Cooktop with SmartZone, Auxiliary Modular Induction Cooktop with SmartZone, Modular Induction Cooktop with SmartZone, Induction Cooktop with SmartZone, Cooktop with SmartZone, SmartZone</p>
---	--