




FIRSTECH REL300-2WFX Keyless Entry System User Guide

[Home](#) » [FIRSTECH](#) » FIRSTECH REL300-2WFX Keyless Entry System User Guide 



830BUCLOOOOOOOO

QUICK START CARD

Contents

[1 KEYLESS ENTRY SYSTEM](#)

[2 LEDs](#)


[3 START ERROR CODES](#)

[4 Documents / Resources](#)

[5 Related Posts](#)

KEYLESS ENTRY SYSTEM

2 WAY 1 BUTTON REMOTES



To reprogram your remote first cycle the key in the ignition 5 times within 7 seconds. Parking lights will flash. After that top the Lock button on your remote. Repeat for any additional remotes. If you receive two parking light flashes, your system has exited remote programming mode and you must retry.







Top this button for 1 second to lock your doors and/or arm your vehicle. Upon confirmation, the Lock LED will flash and the remote will chirp once.

Top this button twice within 1 second to unlock your doors and/or disarm your vehicle. Upon confirmation, the Unlock LED will flash and the remote will chirp twice.

Hold this button for 3 seconds to start your vehicle. Your vehicle's parking lights will flash once and/or siren will chirp once for confirmation. Upon confirmation, the Start LED will flash and remote chirp once. It will then chirp three times to confirm your vehicle has started. Repeat and your vehicle will shut off.

Valet Mode: If your remote start is not working, you may be in Valet Mode. Your parking lights will also not flash. Your doors will still lock and unlock. To exit Valet Mode, turn the vehicle's ignition On and then top this button 5 times, waiting a second between each top. Your vehicle will flash the parking lights twice and exit Valet Mode. You can also exit Valet Mode by turning the ignition On and then topping the foot brake 10 times or reprogramming your remote(s).

LEDs

EVENT	LEADS	LED COLOR	LED DURATION	REMOTE CHIRPS
Runtime Remaining: 100%		Red	Once Every 5 Seconds	3 Times
Runtime Remaining: 50%		Red		
Runtime Remaining: 25%		Red		
Runtime Remaining: 60 Sec		Red	Once Every 2 Seconds	
Lock Confirmation		Blue	1x	1x
Unlock Confirmation		Blue	2x	2x
Start/Stop Confirmation		Blue	Once On/ Twice Off	Once On/ Twice Off
All Error Confirmations		Red	3 Times	3 Times
Arming/Locking While Trigger is Open		Red		
Low Battery Warning		Blue	Fade	

Questions/comments?

Contact us at 888-820-3690 from 8 AM to 5 PM PST. Also please visit www.compustor.com for a complete user's manual.

START ERROR CODES

PARKING LIGHT FLASHES	REMOTE START ERROR
3 then 1	1: Motor running
3 then 2	2: Key in ignition on position
3 then 3	3: Door open (manual transmission only)
3 then 4	4: Trunk open
3 then 5	5: Foot brake on
3 then 6	6: Hood open
3 then 7	7: Reservation off (manual transmission only)
3 then 8	8: Tach or voltage sensing failure
3 then 9	9: FT.DAS sensor shutdown
3 then 10	10: System is in Valet Mode

Register online at www.compustar.com within 10 days of purchase to activate your new remote's warranty.

FCC

This device complies with part 15 of the FCC Rules. Operation is subject to the following two conditions:

- (1) This device may not cause harmful interference, and
- (2) this device must accept any interference received, including interference that may cause undesired operation.

CAUTION: Changes or modifications not expressly approved by the party responsible for compliance could void the user's authority to operate this device.


IC

This device complies with Industry Canada licence-exempt RSS standard(s). Operation is subject to the following two conditions:

- (1) this device may not cause interference, and
- (2) this device must accept any interference, including interference that may cause undesired operation of the device.

830BUCLOOOOOOOO

Documents / Resources

	<p>FIRSTECH REL300-2WFX Keyless Entry System [pdf] User Guide REL300-2WFX, REL3002WFX, VA5REL300-2WFX, VA5REL3002WFX, REL300-2WFX Keyless Entry System, Keyless Entry System, Entry System, System</p>
---	--

[Manuals+.](#)