




[Home](#) » [Support](#) » **Fiquevs FC-FLTP-3GGD Tripod 3-Globe Floor Lamp User Manual** 

Contents [[hide](#)]

- [1 Fiquevs FC-FLTP-3GGD Tripod 3-Globe Floor Lamp](#)
- [2 INTRODUCTION](#)
- [3 SPECIFICATIONS](#)
- [4 FEATURES](#)
- [5 SETUP GUIDE](#)
- [6 CARE & MAINTENANCE](#)
- [7 TROUBLESHOOTING](#)
- [8 PROS & CONS](#)
- [9 WARRANTY](#)
- [10 FREQUENTLY ASKED QUESTIONS](#)
- [11 References](#)

FIQEVS

Fiquevs FC-FLTP-3GGD Tripod 3-Globe Floor Lamp



INTRODUCTION

At **\$104.99**, the Fiqevs FC-FLTP-3GGD Tripod 3-Globe Floor Lamp is a sophisticated and adaptable lighting option that is ideal for giving any space a cozy and fashionable feel. This mid-century contemporary lamp instantly enhances dining areas, offices, bedrooms, and living rooms with its stylish tripod design and three frosted globe shades. Because the lamp has adjustable LED bulbs, you can easily change the brightness from a gentle, calming glow to a bright, concentrated light for hobbies or reading. With complete 0–100% control via its rotary dimmer switch, it creates the ideal atmosphere for any activity or mood. The lamp is made of acrylic and sturdy aluminum, and it comes with a freestanding tripod base that is simple to put

together without the need for any equipment. This tripod floor lamp blends design, functionality, and long-lasting dependability for your contemporary home with its energy-efficient LEDs, 360-degree lighting, and 3-year guarantee.

SPECIFICATIONS

Brand	Fiqevs
Model / Style	FC-FLTP-3GGD Tripod 3-Globe Floor Lamp
Price	\$104.99
Finish Type	Painted, Antique Brass Gold
Base Material	Metal
Shade Material & Color	Acrylic, Frosted
Bulb Base	G9
Included Bulbs	3 x Dimmable LED Bulbs (24W, 2700 Lumen)
Number of Light Sources	1 (Dimmable multi-bulb)
Product Dimensions	20" D x 20" W x 65" H
Item Weight	6 lbs
Lamp Type	Floor Lamp
Switch Type	Rotary Dimmer
Shape	Tripod
Style	Mid Century Modern
Special Features	Dimmable, Energy Efficient, 360° Lighting
Room Type	Bedroom, Dining Room, Living Room, Office

Recommended Uses	Decoration, Ambient Lighting, Reading
Power Source	Corded Electric
Indoor/Outdoor	Indoor Only
Water Resistance	Not Waterproof
Installation Type	Freestanding
Voltage	120 Volts (AC)
Lighting Method	360-degree illumination
Included Components	Floor lamp set, LED bulbs, User Manual
Warranty	3-Year Warranty
Efficiency	Energy Efficient

FEATURES

- **Full 0-100% Dimming:** Easily adjust the brightness to your exact preference, whether you’re reading, working, or relaxing, for the perfect lighting at any time.



- **Warm Light LED Bulbs Included:** Comes with three energy-efficient LED bulbs pre-installed, allowing you to enjoy cozy, ambient light immediately without additional purchases.
- **Tripod Base Design:** Offers exceptional stability while adding a stylish mid-century modern look that enhances the elegance of any room.
- **360-Degree Illumination:** Distributes light evenly in all directions, creating a warm and inviting atmosphere throughout the space.
- **High Brightness:** With 2700 lumens, this lamp provides ample illumination for living rooms, bedrooms, offices, or any indoor area needing bright yet comfortable light.
- **Easy Assembly:** Designed for quick setup in minutes without tools, thanks to screw-together parts that make installation simple and stress-free.
- **Frosted Acrylic Shades:** Soft, eye-friendly light reduces glare and creates a soothing environment ideal for reading or relaxing.

- **Energy Efficient:** LED technology minimizes electricity usage, lowering energy costs while being environmentally conscious.
- **Indoor Use Only:** Perfect for placement in bedrooms, living rooms, dining areas, or office spaces, ensuring versatile functionality.
- **Corded Electric Power Source:** Reliable plug-in design provides consistent power without the need for batteries.
- **Painted Gold Finish:** Elegant antique brass appearance complements most décor styles, adding a touch of sophistication to your interiors.




- **Lightweight Yet Durable:** Constructed from high-quality metal and acrylic, this lamp combines stability with long-lasting performance.
- **Rotary Switch:** Smooth dimming control allows you to adjust the lighting seamlessly to match your mood or activity.



How to Dimming and Turn off?

1. Rotary Knob Stepless Dimming - From 0% to 100% Brightness
2. Rotary Knob to The End Hear "CLICK" - Turn Off The Light



- **Versatile Placement:** Ideal for corners, next to sofas, beds, or desks, providing functional and aesthetic lighting wherever needed.
- **Complete Package:** Includes all necessary components—lamp set, LED bulbs, and user manual—for a convenient, ready-to-use setup.



SETUP GUIDE

- **Unboxing:** Carefully remove all components from the box and lay them out for an organized assembly.
- **Component Check:** Ensure all parts are present, including tripod base, lamp poles, three acrylic globes, LED bulbs, and screws.
- **Base Assembly:** Secure the tripod base firmly using the provided screws to guarantee stability.
- **Pole Installation:** Connect each lamp pole by screwing them together to complete the stand.
- **Globe Placement:** Gently position each frosted acrylic globe onto its corresponding socket.
- **Bulb Installation:** Insert the provided dimmable LED bulbs into the G9 sockets, ensuring they are seated firmly.

- **Power Connection:** Plug the lamp into a nearby outlet for reliable operation.
- **Testing:** Rotate the dimmer switch to check and adjust brightness levels for optimal lighting.
- **Tripod Adjustment:** Adjust the tripod legs to ensure stability on uneven floors.
- **Safety Precautions:** Avoid placing the lamp near wet or outdoor areas and keep cords neatly organized to prevent tripping.
- **Initial Cleaning:** Wipe the globes before first use for clear, soft light diffusion.
- **Final Check:** Ensure the lamp stands upright and securely before turning it on.
- **Enjoy:** Relax and enjoy fully adjustable, warm, and ambient lighting instantly.

CARE & MAINTENANCE

- **Regular Dusting:** Keep the lamp clean using a soft, dry cloth to maintain its polished look.
- **Gentle Globe Cleaning:** Wipe acrylic globes carefully to prevent scratches and preserve their clarity.
- **Deep Cleaning:** Use mild soap and water only when necessary; avoid abrasive cleaners on the gold-painted metal finish.
- **Bulb Inspection:** Periodically check LED bulbs to ensure they are functioning properly.
- **Bulb Replacement:** Only replace with compatible G9 dimmable LED bulbs to maintain performance and safety.
- **Screw Maintenance:** Occasionally tighten screws to preserve tripod stability and prevent wobbling.
- **Sunlight Protection:** Keep the lamp out of direct sunlight to avoid fading of the painted finish.
- **Moisture Avoidance:** Do not place near water sources to protect electrical components from damage.
- **Rotary Switch Care:** Ensure the dimmer switch remains dry and functional.

- **Cord Safety:** Inspect the power cord regularly for fraying or wear, and keep it neatly tucked.
- **Handling Precautions:** Avoid dragging the lamp across the floor to prevent damage to the base.
- **Child & Pet Safety:** Keep out of reach to prevent tipping or accidents.
- **Metal Care:** Wipe down metal legs periodically to maintain shine and appearance.
- **Spare Parts Storage:** Store any extra components safely to prevent loss or damage.

TROUBLESHOOTING

Issue	Possible Cause	Solution
Lamp won't turn on	Power cord unplugged	Plug in the lamp securely
Light too dim	Dimmer set low	Adjust rotary dimmer to desired brightness
One globe not lighting	Loose bulb	Reinsert bulb firmly into socket
Flickering light	Poor contact	Tighten the bulb and check socket
Lamp wobbles	Tripod legs uneven	Adjust legs and tighten screws
Bulb burns out quickly	Incorrect bulb type	Replace with included G9 dimmable LED bulb
Dimming not smooth	Faulty dimmer switch	Check connections or replace switch
Lamp overheats	Excessive continuous use	Turn off lamp periodically
Noise from lamp	Loose components	Tighten screws and connections
Base scratches floor	No padding	Place felt pads under tripod legs

Issue	Possible Cause	Solution
Lamp leaning forward	Uneven surface	Place on level surface
Dimmer switch stuck	Dust or debris	Clean and clear debris
Globe damaged	Accidental impact	Replace globe carefully
Lamp doesn't reach full brightness	Voltage fluctuation	Check outlet and power source
Cord tangled	Poor placement	Arrange and secure cord

PROS & CONS

Pros:

- Full dimming control for adjustable ambiance
- Stylish tripod design elevates any décor
- Includes energy-efficient LED bulbs
- Quick and tool-free assembly
- Soft, eye-friendly frosted light

Cons:

- Indoor use only, not waterproof
- Tripod legs require careful placement for stability
- Acrylic globes can be fragile
- Limited to G9 bulb compatibility
- Requires nearby power outlet

WARRANTY

The **Fiqevs FC-FLTP-3GGD Tripod 3-Globe Floor Lamp** comes with a **3-year warranty**, ensuring long-term peace of mind. Built to high standards with quality metal and acrylic construction, this lamp offers durability and performance. Fiqevs also provides dedicated **24-hour customer support**,

ready to assist with any questions or concerns. Whether it's troubleshooting or replacement, the warranty guarantees reliable service and ensures your lamp continues to brighten your home worry-free.

FREQUENTLY ASKED QUESTIONS

What is the Fiqevs FC-FLTP-3GGD Tripod 3-Globe Floor Lamp?

The Fiqevs FC-FLTP-3GGD Tripod 3-Globe Floor Lamp is a stylish mid-century modern lamp with three frosted acrylic globe shades on a tripod base. It provides warm, dimmable light, perfect for living rooms, bedrooms, offices, or nurseries.

What type of bulbs does the Fiqevs FC-FLTP-3GGD Tripod Floor Lamp use?

It comes with G9 base LED bulbs included in the box. The dimmable LED bulbs provide warm 2700 lumen light instantly.

What materials are used in the Fiqevs FC-FLTP-3GGD Tripod Floor Lamp?

The lamp has a painted gold finish, a metal tripod base, and frosted acrylic globe shades for elegant, long-lasting lighting.

Is the Fiqevs FC-FLTP-3GGD Tripod Floor Lamp energy efficient?

The lamp comes with energy-saving LED bulbs that reduce electricity costs while providing bright, warm lighting.

What should I do if the Fiqevs FC-FLTP-3GGD Tripod Floor Lamp flickers?

Flickering may be caused by loose bulb connection, a faulty LED bulb, or unstable power supply. Ensure bulbs are properly seated and try another

outlet if necessary.

What if the dimming function on the Fiqevs FC-FLTP-3GGD Tripod Floor Lamp stops working?


Check the rotary dimmer switch and ensure the lamp is plugged in correctly. If it still does not work, contact Fiqevs customer support for assistance or a replacement switch.

Does the Fiqevs FC-FLTP-3GGD Tripod Floor Lamp come with a warranty?

The lamp comes with a 3-year warranty and 24-hour customer support, ensuring long-term satisfaction and protection for your purchase.

References

- [User Manual](#)

 B0DTHWMGD1, FC-FLTP-3GGD, Fiqevs, Fiqevs FC-FLTP-3GGD, Tripod 3-Globe Floor Lamp, user manual

Leave a comment

Your email address will not be published. Required fields are marked *

Comment *

Name

Email

Website

☐ Save my name, email, and website in this browser for the next time I comment.

Post Comment

Search:

e.g. whirlpool wrf535swhz

Search

[Manuals+](#) | [Upload](#) | [Deep Search](#) | [Privacy Policy](#) | [@manuals.plus](#) | [YouTube](#)

This website is an independent publication and is neither affiliated with nor endorsed by any of the trademark owners. The "Bluetooth®" word mark and logos are registered trademarks owned by Bluetooth SIG, Inc. The "Wi-Fi®" word mark and logos are registered trademarks owned by the Wi-Fi Alliance. Any use of these marks on this website does not imply any affiliation with or endorsement.