



FINTE Multi-Function Keyboard with Touchpad User Manual

[Home](#) » [FINTE](#) » FINTE Multi-Function Keyboard with Touchpad User Manual

Contents [[hide](#)]

- [1 FINTE Multi-Function Keyboard with Touchpad User Manual](#)
- [2 Package Contents](#)
- [3 Specifications](#)
- [4 Led Display](#)
- [5 Function Keys](#)
- [6 Pairing Instructions](#)
 - [6.1 Pairing with tablets and cell phones](#)
 - [6.2 Pairing with a computer](#)
- [7 Touchpad function instructions](#)
- [8 Gestures supported WIN8](#)
- [9 Keyboard Electrical Parameters](#)
- [10 Power Saving Mode](#)
- [11 Charging](#)
- [12 Trouble Shooting](#)
- [13 Safety Tips](#)
- [14 Warranty](#)
- [15 Contact Us](#)
- [16 Documents / Resources](#)
 - [16.1 References](#)
- [17 Related Posts](#)

FINTE
Multi-Function Keyboard with Touchpad
User Manual



Thank you for purchasing the Fintie Bluetooth Keyboard.
Please read this guide carefully to setup and learn how to use your product. Should you have any questions, please contact us by email with your order number so we may assist you.


Package Contents

- 1 x Fintie Bluetooth Keyboard with touchpad
- 1 x USB Charging Cable
- 1 x User Manual

Specifications








Bluetooth Specification	Bluetooth 3.0
Touchpad	Elan chip, with left and right click control keyboard
Operating Range	Up to 33 feet or 10 meters
Modulation System	GFSK
Standby Time	90 days
Charge Time	< 4 hours
Uninterrupted Work Time	83 hours
Battery Type	Lithium polymer, Non-accessible
Lithium Battery Capacity	500 mAh
Key Life	3 million clicks
OS Supported	Android, Windows, iOS, Mac
Software Required	None







Led Display

OFF/ON	Lights up green for approximately 4 seconds when turned on.
	Blue light will flash after pressing the FN and C keys together.
Power	Flashes red when the battery is weak and should be charged. Lights up red when the keyboard is charging. Turns off when the battery is fully charged.

Function Keys

- To use the shortcut keys, hold the “Fn” key while pressing the desired shortcut key on the Android, Windows or iOS tablets.
- For the Windows keyboard, press and hold the “Fn” + “Shift” keys while pressing the desired F1- F12 key.

	For Windows	For Android	For IOS
	Return to the desktop	Home	Home
	N/A	N/A	Keyboard Display
	Language exchange	N/A	Language exchange
	Search	Search	Search
	Select all	Select all	Select all
	Copy	Copy	Copy
	Paste	Paste	Paste

	For Windows	For Android	For IOS
	Cut	Cut	Cut
	Previous track	Previous track	Previous track
	Play/pause	Play/pause	Play/pause
	Next track	Next track	Next track
	Volume down	Volume down	Volume down
	Volume up	Volume up	Volume up

Note:

Press FN and Q, W or E keys together to shift between Windows, Android or iOS systems after connected successfully. Otherwise the keyboard's function key will be invalid.

Q – Windows

W – Android

E – iOS

NOTE: For Android devices, please make sure that your device supports the Bluetooth HID profile or the pairing will not work.

NOTE: In case of connection failure, please delete the pairing record from your device, and try the following procedures again.

Pairing Instructions


Pairing with tablets and cell phones

1. Turn on the keyboard's power button. The green status light will activate for 4 seconds and then shut off.
2. Press the FN and C keys together to enter pairing mode, the Bluetooth indicator light will blink blue.
3. Go to your "SETTINGS" screen on your Bluetooth-enabled device, activate its Bluetooth function and search for the keyboard device.
4. "Fintie Bluetooth Keyboard" should appear.
5. Select "Fintie Bluetooth Keyboard" on your device and the keyboard will now be paired. The Bluetooth indicator will turn off.




Pairing with a computer




1. Please make sure that your computer has Bluetooth capability.
2. Turn on the keyboard's power switch. The status indicator will light up for 4 seconds and turn off.
3. Press the FN and C keys together to enter pairing mode, the status indicator will start blinking. The keyboard is now ready to connect to your computer.
4. Go to the Bluetooth setup menu on your PC (or Bluetooth Preference on a Mac) and start searching for the keyboard device. Add the keyboard as a Bluetooth device after it is found.





Touchpad function instructions

Key Icon	Function
	Touchpad on/off

Gestures supported WIN8

1.Single-finger slide	2.Single/two-finger tap,double tap	3.Two-finger slide
		
Mouse cursor manipulation	Primary/secondary button click,doule-click at cursor location	Horizontal or vertical scroll(mouse wheel)

4.Swipe in from the right edge	5.Swipe down from the top edge	6.Swipe in from the left edge
		
Toggle the charms	Toggle the app command	Switch to last app

7.3 Fingers Swipe Up	8.3 Fingers Swipe Down	9.3 Fingers Swipe Left	10.3 Fingers Swipe Right
			
Show Windows Menu	Show Destop	Back	Forward

Keyboard Electrical Parameters

Working voltage	4.75V~5.25V	Keyboard working current	≤ 2.5 mAh
Touchpad working current	≤ 6mAh	Key life	300 million strokes
Key strength	50g~70g	Working temperature	-10℃~+55℃
Touchpad report rate	90HZ		

Power Saving Mode

The keyboard will enter sleep mode when idle for 15 minutes.
To activate it, press any key and wait for 3 seconds.

Charging

When the battery is low, the battery indicator will turn red. If there is no light displayed at all, the battery is completely drained. For both situations, it is time to charge the keyboard.

To charge the keyboard, plug the USB charging cable (Micro-USB) into the keyboard charging port. Plug the USB end of the charging cable into either a USB AC adapter or USB port on your computer.

The keyboard will be fully charged in approximately 4 hours.

The battery indicator will turn off when the keyboard is fully charged.

NOTE: You can use the keyboard while charging.

Caution: When not in use for a prolonged period of time, it is recommended that you turn off the keyboard to lengthen the battery life.

Trouble Shooting

Why doesn't the green LED light activate when I turn the power switch on?

Your keyboard has no battery power. Please charge your keyboard according to the charging instructions.

Why is my smartphone / tablet unable to find the keyboard in the Bluetooth search screen?

Please make sure you have pressed the FN and C keys together to enter pairing mode. You should see the status LED blinking in blue. If the LED is not blinking, your device will not be able to find it.

I can see the keyboard listed after searching Bluetooth devices, but it says connection failed.

Please try to turn off the keyboard and delete the Bluetooth keyboard from the search result list on your smartphone/tablet. Then follow the pairing instructions and try to connect again.

Why can't I type in Spanish, Japanese or other languages?

The language input setting is on your tablet. Our keyboard is the US English keyboard and there are only English letters printed on each key. If your tablet supports Spanish, the keyboard can also type in Spanish, but the position of each key may be different.

Why can't I type when the keyboard is paired?

Please check the INPUT setting on your tablet to make sure all the settings are set to ON status. If they are not, please turn them on.

Safety Tips

- Do not place heavy objects on the keyboard.
- Do not disassemble the product.
- Keep the product away from oil, chemicals and organic liquids.
- Clean the product by lightly rubbing it with a slightly damp cloth.
- Dispose of batteries according to local laws.

- Keep away from sharp objects

Warranty

This Bluetooth keyboard is covered with Fintie parts and labor warranty for 12 months from date of the original purchase. If the device fails due to a manufacturing defect, please contact the seller immediately to launch a warranty claim.

The following are excluded from Fintie's warranty coverage:

- Device purchased as 2nd hand or used
- Device purchased from unauthorized retailer or distributor
- Damage resulted from misuse and abusive action
- Damage resulted from chemical, fire, radioactive substance, poison, liquid
- Damage resulted from natural disaster
- Damage caused to any 3rd party/person/object

NOTE: We are only able to provide after-sales services for purchases made directly from Fintie. If you purchased through a different retailer, please contact them for any exchange or refund requests.

Please note that unauthorized reselling of Fintie products is prohibited.

Contact Us

Website: www.fintie.com

Email: support@fintie.com

North America


Tel: 1-888-249-8201

(Monday-Friday: 9:00 AM – 5:30 PM EST)



If you are having issues with configuring your Bluetooth keyboard, please view our tutorial videos here:



Documents / Resources

	FINTe Multi-Function Keyboard with Touchpad [pdf] User Manual Multi-Function Keyboard with Touchpad
-----------------------------------------------------------------------------------	------------------------------------------------------------------------------------------------------------------------

References

-  [Fintie - A Product Within Your Reach](#)
-  [youtube.com/playlist?list=PLB7MPAjDHjTR-](https://www.youtube.com/playlist?list=PLB7MPAjDHjTR-)