



# FIBARO FGPB-101 The Button Z-Wave Plus Scene Controller On-Off Trigger User Manual

[Home](#) » [FIBARO](#) » FIBARO FGPB-101 The Button Z-Wave Plus Scene Controller On-Off Trigger User Manual 

## Contents

- [1 FIBARO FGPB-101 The Button Z-Wave Plus Scene Controller On-Off Trigger](#)
- [2 Introduction](#)
- [3 Specifications](#)
- [4 Basic activation of the device](#)
- [5 Limited warranty – United States](#)
- [6 FCC Compliance Statement](#)
- [7 Documents / Resources](#)
  - [7.1 References](#)
- [8 Related Posts](#)



## FIBARO FGPB-101 The Button Z-Wave Plus Scene Controller On-Off Trigger



## Introduction

FIBARO Button is a compact, battery-powered, Z-Wave Plus compatible device that allows you to control other devices through the Z-Wave network and run various scenes defined in FIBARO System. Different actions may be triggered with one to five clicks or by holding the button down. In Panic Button mode, each press of the button results in triggering the Fibaro Alarm. With its small design and wireless communication, the FIBARO Button can be conveniently mounted on any surface and in any position or location at home, e.g. beside the bed or under the desk.

For full instruction manual and technical specification please visit our website: [manuals.fibaro.com/en/button](https://manuals.fibaro.com/en/button)

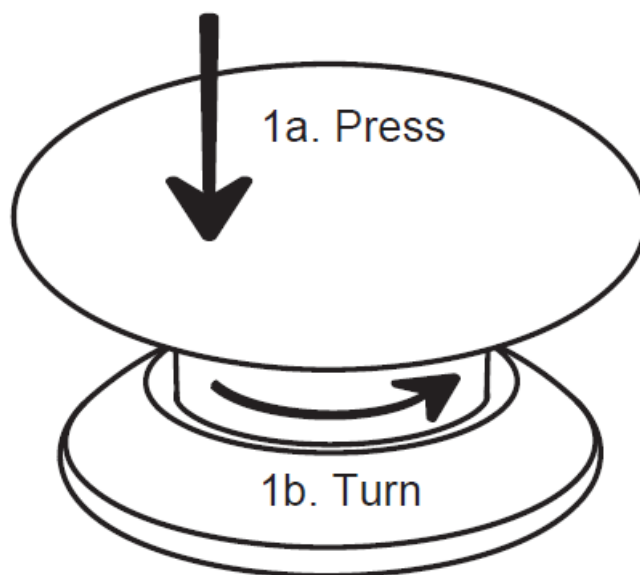


## Specifications

- **Power supply:** 3.6V battery
- **Battery type:** ER14250 (1½AA)
- **Ambient temperature:** 32 – 104°F
- **Dimensions (diameter x height):** 1.81" x 1.34"
- **Radio frequency:** 908.4, 908.42 (US), 916.0 MHz (US), 921.4, 919.8 MHz (LAT)

## Basic activation of the device

1. Press and turn the button counter-clockwise to open the casing.



### FIBARO Button - Opening

2. Remove the paper strip underneath the battery.
3. Press and turn the button clockwise to close the casing.
4. Locate the device nearby the main Z-Wave controller.
5. Set the main Z-Wave controller in add mode.
6. Click the button six times at least.
7. Wait for the device to be added into the system, successful adding will be confirmed by the controller.

8. Install the device in desired location using the attached self-adhesive pad.
9. Click the button four times to wake it up.

## **Limited warranty – United States**

This limited warranty is provided by Fibar USA, LLC (the “Company”), 721 W. Racquet Club Dr. Addison, Illinois 60101, as the sole and exclusive remedy offered to a purchaser (the “Customer”) of the products (the “Products”) for any alleged defects in any of the Products. The warranty is subject to all terms sets forth below.

### **LIMITED WARRANTY:**

Subject to the limitations of section 2, the company warrants that the products sold by the company to the customer will be free from defects in material and workmanship under normal use and regular service and maintenance for a period of one (1) year from the date of purchase of the products. The one-year period may be referred to as the “limited warranty period”.

This is the sole and exclusive warranty given by the company with respect to the products and is in lieu of and excludes all other warranties, express or implied, arising by operation of law or otherwise, including without limitation, any implied warranties of merchantability, fitness for a particular purpose, non-infringement and the implied condition of satisfactory quality.

The product is not, is not intended to function or be used as, should not be used as, and shall not be deemed to be, an alarm system or home security system. The product’s intended use shall not include use as an alarm system or home security system.

This limited warranty does not extend to any losses or damages due in whole or in part to misuse, accident, abuse, neglect, normal wear and tear, negligence (other than the Company’s), unauthorized modification or alteration, use beyond rated capacity, unsuitable power sources or environmental conditions, improper installation, repair, handling, maintenance or application, third party actions or omissions (whether as an agent or apparent agent of the Company), criminal acts, or any other cause not the direct fault of the Company.

### **LIMITATION OF REMEDY**

If within the limited warranty period, the Customer discovers any covered warranty defects and notifies the Company within thirty (30) days of such discovery, pursuant to the Claims Procedure in Section 4 below, the Company shall, at its option and as the Customer’s exclusive remedy, repair or replace F.O.B. point of manufacture. The remedies set forth in this limited warranty are exclusive. The sole and exclusive remedy for breach of any warranty hereunder shall be limited to repair or replacement of the products. In the event that the product cannot be repaired or replaced, the company reserves the right to substitute a product of similar technical parameters.

The company will not refund the purchase price of the original product. Failure by the Customer to give such written notice within the thirty (30) day time period shall be deemed an absolute and unconditional waiver of the Customer’s claim for such covered defects. All costs and expenses of dismantling, reinstallation and freight, including the time of the Company’s personnel and representatives for site travel and diagnosis under this limited warranty, shall be borne by the Customer unless accepted in writing by the Company. Products repaired or replaced during the limited warranty period shall be covered by the foregoing limited warranty for the remainder of the limited warranty period.

The Customer assumes all other responsibility for any loss, damage, or injury to persons or property arising out of, connected with, or resulting from the use of Products, either alone or in combination with other products/components.

### **LIMITATION OF LIABILITY**

In no event, regardless of the form of the claim or cause of action (whether based in contract, infringement, negligence, strict liability, other tort or otherwise), shall the company’s liability to the customer or any third party exceed the price paid by the customer for the specific products giving rise to the claim or cause of action.

To the maximum extent permitted by applicable law, the company shall not be liable to the customer or any third party for any general, direct, indirect, incidental, special, consequential, or punitive damages, including, but not limited to, loss of profits or anticipated profits, business interruption, loss of use, revenue, reputation and data, costs incurred, loss or damage to property or equipment, bodily injury, or death, arising from any claim or cause of action relating to the product, whether such is based on warranty, contract, tort (including negligence and strict liability).

These limitations shall apply notwithstanding any failure of essential purpose of any remedy. Some states and/or jurisdictions do not allow the exclusion or limitation of incidental or consequential damages so the above exclusions may not apply to certain customers.

The Customer assumes all other responsibility for any loss, damage, or injury to persons or property arising out of, connected with, or resulting from the use of Products, either alone or in combination with other products/components.

## **CLAIMS PROCEDURE**

The Customer shall make a claim by written notice to the Company through the contact information listed on its website at [www.fibaro.com](http://www.fibaro.com)

or by contacting the Company through the telephone number listed on the website. Any telephone conversations will be recorded. The Company will issue a designated claim number for each claim made.

The Customer may be contacted by an authorized warranty service representative to arrange a date for an inspection of the Product. This inspection shall be in the presence of the Customer. The Product that is the subject of the claim shall be made available by the Customer together with complete standard equipment and the documents confirming the Product's purchase. Covered defects (as determined by the Company or its authorized service representative) found during the limited warranty period shall be remedied within thirty (30) days from the date of inspection or the date the Product is delivered to the Company or its authorized service representative, whichever is later. The limited warranty period shall be extended by the time that the Product is in the possession of the authorized service representative or the Company.

Remember: before you submit a warranty claim, contact our technical support using telephone or e-mail. More than 50% of operational problems is resolved remotely, saving time and money spent to initiating claim procedure.

## **GOVERNING LAW AND BINDING ARBITRATION**

Please read this section carefully. It affects customers' rights and will have a substantial impact on how claims the company and the customer have against each other are resolved. This limited warranty contains a binding arbitration provision which may be enforced by the parties.

The Company and the Customer agree that any claim or dispute at law or equity that has arisen or may arise between them relating in any way to or arising out of this limited warranty or the Products will be resolved in accordance with the provisions set forth in this Section.

**A. Applicable Law.** The Customer and the Company agree that, except to the extent inconsistent with or preempted by federal law, the laws of the State of Illinois, without regard to principles of conflict of laws, will govern the limited warranty and Products and any claim or dispute that has arisen or may arise between the Company and the

Customer, except as otherwise stated herein. The Federal Arbitration Act governs the interpretation and enforcement of this Section 5. The U.N. Convention on Contracts for the International Sales of Goods shall not apply.

**B. Agreement to Arbitrate.** The Company and the Customer each agree that any and all disputes or claims that have arisen or may arise between them relating to or arising out of this limited warranty or the arbitration, rather than in a court proceeding. Alternatively, the Customer may assert his/her claims in small claims court, if the claims qualify and so long as the matter remains in such court and advances only on an individual (non-class, non-representative) basis.

The Company and the Customer agree that each of them may bring claims against the other only on an individual basis and not as a plaintiff or class member in any purported class or representative action or proceeding. Unless both the Company and the Customer agree, the arbitration may not consolidate or join more than one person's claims and may not otherwise preside over any form of a consolidated, representative, or class proceeding.

**C. Opt-Out.** The Customer may opt-out of this agreement to arbitrate by sending the Company a written opt-out notice, via certified mail and postmarked no later than 30 days after the date of purchase of the Product. The opt-out notice must include the Customer's name and address, the serial number of the Product purchased, and the date and location of the purchase. All other parts of this limited warranty will still apply.

**D. Procedures.** The arbitration shall be administered by JAMS pursuant to its Comprehensive Arbitration Rules and Procedures or pursuant to JAMS' Streamlined Arbitration Rules and Procedures, whichever as applicable. JAMS' rules are available at [www.jamsadr.com](http://www.jamsadr.com). The use of the word "arbitrator" in this provision shall not be construed to prohibit more than one arbitrator from presiding over the arbitration; rather, the JAMS' rules will govern the number of arbitrators that may preside over an arbitration. The Customer will have a reasonable opportunity to participate in the selection of the arbitrator. A Customer who intends to seek arbitration must first make a written claim against the Company pursuant to Section 4. If the Customer and the Company are unable to resolve the claim within thirty (30) days from the date of the notice, the Company or the Customer may initiate

arbitration proceedings. A form for initiating arbitration proceedings is available on JAMS' website. In addition to filing the form with JAMS, the party initiating the arbitration must mail a copy of the completed form to the other party. In the event the Company initiates arbitration against a Customer, it will send a copy of the completed form to the physical address the Company has on file for the Customer.

## FCC Compliance Statement

This device complies with Part 15 of the FCC Rules. Operation is subject to the following two conditions: This device may not cause harmful interference. This device must accept any interference received, including interference that may cause undesired operation. This equipment has been tested and found to comply with the limits for a Class B digital device, pursuant to part 15 of the FCC Rules. These limits are designed to provide reasonable protection against harmful interference in a residential installation. This equipment generates, uses and can radiate radio frequency energy and, if not installed and used in accordance with the instructions, may cause harmful interference to radio communications. However, there is no guarantee that interference will not occur in a particular installation. If this equipment does cause harmful interference to radio or television reception, which can be determined by turning the equipment off and on, the user is encouraged to try to correct the interference by one or more of the following measures:

- Reorient or relocate the receiving antenna.
- Increase the separation between the equipment and receiver.
- Connect the equipment into an outlet on a circuit different from that to which the receiver is connected.
- Consult the dealer or an experienced radio/TV technician for help.

## Legal Notices



All information, including, but not limited to, information regarding the features, functionality, and/or other product specification are subject to change without notice. Fibaro reserves all rights to revise or update its products, software, or documentation without any obligation to notify any individual or entity. Fibaro, Fibar Group logo, and Fibaro The Button are trademarks of Fibar Group S.A. All other brands and product names referred to herein are trademarks of their respective holders.

## Disclaimer


























The information contained herein is provided in connection with Fibaro products. No license, expressed or implied by estoppel or otherwise, to any intellectual property rights is granted by this documents. This documentation may contain references to third-party sources of information, hardware or software, products or services ("collectively the "Third-Party Products or Services"). Fibaro does not control the Third-Party Products or Services and is not responsible for any Third-Party Products or Services.

Except as provided above or except to the extent prohibited by applicable law, Fibaro shall not be liable for any incidental or consequential damages caused by the breach of any express or implied warranty. Fibaro assumes no liability whatsoever, and Fibaro disclaims any express or implied warranty, relating to the sale and/or use of the Fibaro products, including, but to limited to, liabilities and/or warranties relating to fitness for a particular purpose, merchantability, and/or infringement of any patent, copyright and/or other intellectual property right.

## Documents / Resources

	<a href="#">FIBARO FGPB-101 The Button Z-Wave Plus Scene Controller On-Off Trigger</a> [pdf] User Manual FGPB-101, The Button Z-Wave Plus Scene Controller On-Off Trigger
	<a href="#">FIBARO FGPB-101 The Button Z-Wave Plus Scene Controller On-Off Trigger</a> [pdf] Instructions FGPB-101, The Button Z-Wave Plus Scene Controller On-Off Trigger, FGPB-101 The Button Z-Wave Plus Scene Controller On-Off Trigger

## References

- [www.baero.com](http://www.baero.com) - BÄRO GmbH & Co. KG
-  [The Button | FIBARO Manuals](#)
-  [The Button | FIBARO Manuals](#)
-  [The Button | FIBARO Manuals](#)
-  [The Button | FIBARO Manuals](#)
-  [The Button | FIBARO Manuals](#)
-  [The Button | FIBARO Manuals](#)
-  [The Button | FIBARO Manuals](#)
-  [The Button | FIBARO Manuals](#)
-  [The Button | FIBARO Manuals](#)
-  [The Button | FIBARO Manuals](#)
-  [The Button | FIBARO Manuals](#)
-  [The Button | FIBARO Manuals](#)
-  [The Button | FIBARO Manuals](#)
-  [The Button | FIBARO Manuals](#)
-  [The Button | FIBARO Manuals](#)
-  [The Button | FIBARO Manuals](#)
-  [The Button | FIBARO Manuals](#)
-  [ro.com/support/](#)
-  [Home Automation - Smart Home | FIBARO](#)
-  [FIBARO](#)
-  [FIBARO Manuals | Smart home automation devices](#)
-  [Home Automation - Smart Home | FIBARO](#)
-  [Home Automation - Smart Home | FIBARO](#)
-  [Home Automation - Smart Home | FIBARO](#)
-  [Home Automation - Smart Home | FIBARO](#)

Manuals+,