



fetch Youtube User Guide

[Home](#) » [fetch](#) » **fetch Youtube User Guide** 

Contents

- 1 [fetch Youtube User Guide](#)
- 2 [1. Welcome to the YouTube app on Fetch](#)
- 3 [Things to know](#)
- 4 [Note:](#)
- 5 [2 Open the YouTube app](#)
- 6 [More ways to launch YouTube on Fetch](#)
- 7 [Watching YouTube Kids](#)
- 8 [Tip:](#)
- 9 [3 Home](#)
- 10 [4 Search YouTube](#)
- 11 [Tips](#)
- 12 [Search from your TV](#)
- 13 [5 Play a video](#)
- 14 [6 Sign In to YouTube](#)
- 15 [Sign in with your mobile device](#)
- 16 [Sign in on TV](#)
- 17 [Signing out of your YouTube account](#)
- 18 [7 Settings for YouTube](#)
- 19 [8 Close the YouTube app](#)
- 20 [www.fetch.com.au](#)
- 21 [Read More About This Manual & Download PDF:](#)
- 22 [Documents / Resources](#)
- 23 [Related Posts](#)

fetch Youtube User Guide



1. Welcome to the YouTube app on Fetch

The YouTube app lets you use YouTube on your TV, to:

- Browse and play YouTube videos
- Sign in to get access to your favorites and your other playlists
- Pair a mobile device to do searches and playback from your mobile or tablet

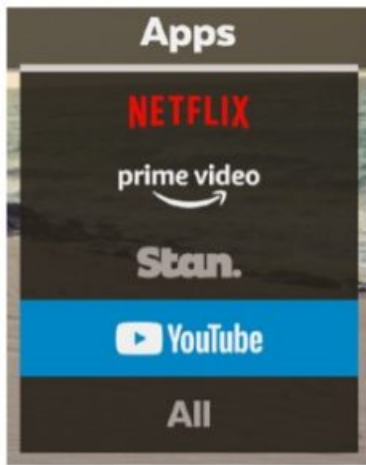
Things to know

- You need a YouTube account for accessing favourites, playlists, and subscriptions.
- You need a Google account for signing into YouTube (see Page 11).

Note:

This guide is for YouTube on Fetch Mighty and Fetch Mini. The YouTube App is not available on Gen 2 boxes.

2 Open the YouTube app






Menu > Apps > YouTube

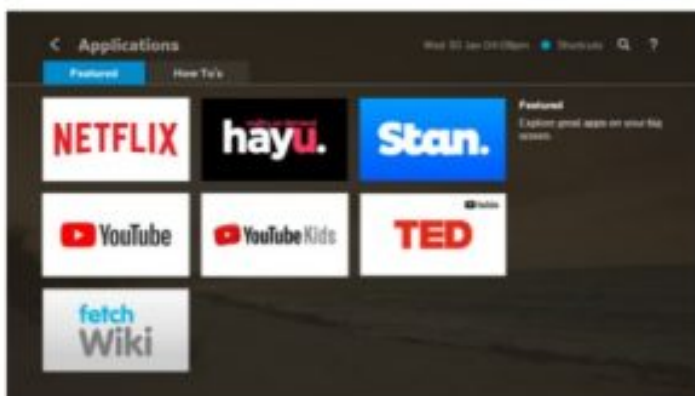
1. To open YouTube on your Fetch box, press **menu** on your
2. Fetch remote to bring up the main menu. 
3. Select YouTube from the Apps menu and press 
4. Now start discovering content on YouTube directly from your TV. If you get an Internet quota message, press  to continue. To hide this message in future, press. 

More ways to launch YouTube on Fetch

- Go to Menu > Apps > All and select YouTube TED or YouTube Kids (see more below).
- Go to Menu > TV > TV Guide and scroll down to the YouTube channel 990.

Watching YouTube Kids

1. Press to bring up the main menu.
2. Select All from the Apps menu and press 
3. Use  and  to select YouTube Kids.







Tip:

Tip: If you don't want your children to access YouTube on Fetch, you can lock the YouTube App with the PIN at Manage > Settings > Parental Controls > Apps.





3 Home

YouTube automatically sorts the most popular and highest quality content into channels so you get to enjoy the best YouTube has to offer. Browse by Recommended, Trending, Music, Comedy, and more.

Press  on your remote to browse to a video then press  to play.



To show or hide the YouTube menu, press  on your Fetch remote. You can then use  to navigate the menu options:



Search

Search YouTube with your phone, tablet, or Fetch remote (Page 8).



Home

Go back to the YouTube app Home screen.



Subscriptions

See all your YouTube subscriptions.



Library

Find your YouTube History, My videos, Watch later, Purchases, and Playlists.



Accounts

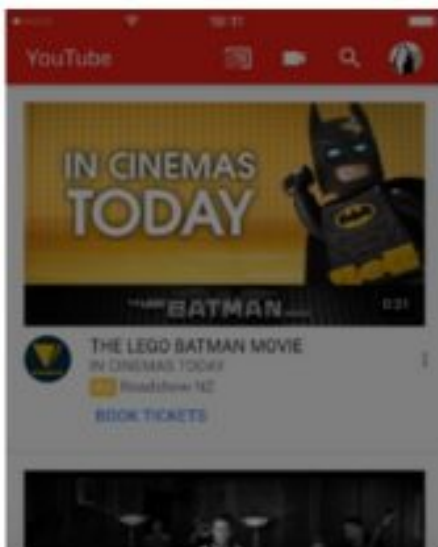
Sign in to your YouTube account to view your Subscriptions and more (Page 11).



Settings

Pair a mobile device to browse from your mobile or tablet, and more Settings (Page 13). YouTube menu

4 Search YouTube



To watch on TV, select a device:



Fetch TV - Mighty



Fetch TV - Mini



Cancel

There are two ways to search YouTube on your TV.

The easiest way is to search is to pair your phone or tablet to your Fetch box via the YouTube mobile app.


1. Open YouTube on Fetch and make sure your phone is connected to your local Wi-Fi network.
2. On your phone or tablet, download and install the YouTube App from the App Store or Google Play.
3. Next open the YouTube App on your phone or tablet. Tap the cast icon to start watching on your TV.
4. If you have multiple Fetch boxes set up, the app will prompt you to choose the box you want to watch on.



Tips

If your phone isn't connected to the same local network as your Fetch box, you'll need a pairing code to connect. Go to YouTube on your TV and choose Settings > Link TV and Phone for more info.

Search from your TV

1. On your TV go to Apps > YouTube then select  Search.
2. Use your Fetch remote to type in a search term.

3. Select a video from the list of matching videos. Or, press  to close the search.




5 Play a video






Sit back and enjoy the best of YouTube on your TV.

When playing a video, press on your Fetch remote to show the YouTube Player menu.

Use the options in the menu to skip to the next video, pause play, flag inappropriate content, subscribe, like, and more.

Press  for suggested videos.

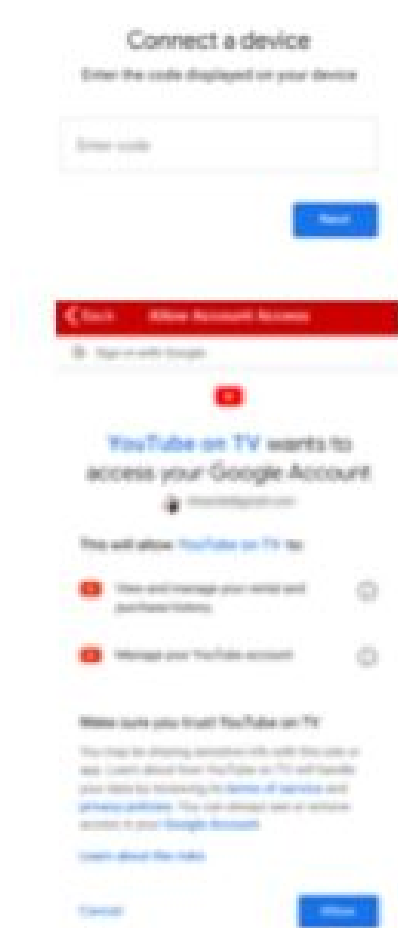
Press  to browse to an option and press  to select.

Press  to stop the video and go back and choose another video.

6 Sign In to YouTube

Sign in to your YouTube account on Fetch to access your Playlists, Videos, Subscriptions, and more. Open the YouTube app on Fetch, then go to Account > Sign In. You can sign in with your mobile device or on your TV.

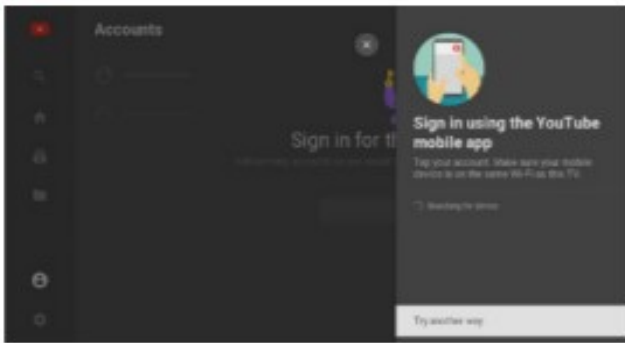
Sign in with your mobile device



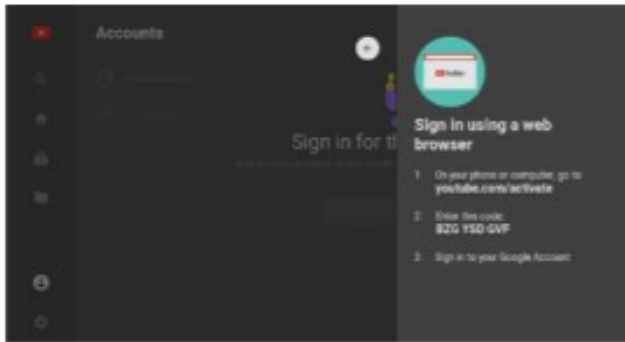
1. Make sure you've installed the YouTube App for your mobile device.
2. If your mobile device is on the same Wi-Fi network as your Fetch box, YouTube on Fetch will automatically pair with your mobile device.
3. Follow the prompts on your mobile device via the YouTube App to Allow access and sign in.

Sign in on TV

1. If your mobile phone isn't close by or on the same Wi-Fi as your box, you can sign in on your TV. Select Try another way to show a code.



2. On your computer or phone, open your web browser and go to the URL youtube.com/activate



3. If prompted, sign into your Google account. Then follow the prompts to enter the code shown on your TV, and make sure to select Allow.

Signing out of your YouTube account

1. To sign out of YouTube, on your TV, select Accounts.
2. Choose the account you want to sign out then Remove from TV.

7 Settings for YouTube

Choose Settings on the YouTube menu on your TV for more settings.

Turn sounds on or off

Lets you turn off the sounds when navigating the YouTube app on Fetch.

Autoplay

When the autoplay setting is on, suggested videos will automatically play next.

Restricted mode

Lets you hide inappropriate content on YouTube.

Clear watch history and cookies

You can clear your watch history and cookies for YouTube.

8 Close the YouTube app


To close YouTube on Fetch, press



© Fetch TV Pty Limited. ABN 36 130 669 500. All rights reserved. Fetch TV Pty Limited is the owner of the trade marks Fetch. The set top box and the Fetch service may only be used lawfully and in accordance with relevant terms of use of which you are notified by your service provider. You must not use the electronic program guide, or any part of it, for any purpose other than private and domestic purposes and you must not sub-licence, sell, lease, lend, upload, download, communicate or distribute it (or any part of it) to any person. Version: March 2020

Read More About This Manual & Download PDF:

Documents / Resources

 <small>YouTube User Guide</small>	fetch Youtube [pdf] User Guide Youtube, Fetch Youtube
--	--