




FCPC Rear ID Panel



FERRO CONCEPTS FCPC Rear ID Panel Owner's Manual


[Home](#) » [Ferro Concepts](#) » FERRO CONCEPTS FCPC Rear ID Panel Owner's Manual 

Contents

- [1 FERRO CONCEPTS FCPC Rear ID Panel](#)
- [2 Product Overview](#)
- [3 ID Panel Installation](#)
- [4 FAQ](#)
- [5 Documents / Resources](#)
 - [5.1 References](#)



FERRO CONCEPTS FCPC Rear ID Panel



Product Overview

FCPC Rear ID Panel | Product Overview


The FCPC Rear ID Panel is a 3" x 8.625" Velcro loop field designed for securely attaching identification patches to the rear of our FCPC V5. It can easily be inserted into the rear laser cut MOLLE rows requiring 6 MOLLE column width to work.

Features:

- 3" x 8.625 Velcro loop field
- Laser cut with precision out of 6 layer lightweight thermoplastic
- Designed with unique tabs to keep panel secure
- Built for the FCPC but can fit any laser cut laminate MOLLE
- Berry Compliant
- Made in USA

Components:

- FCPC Rear ID Panel



ID Panel Installation

1. Start by inserting the top left tab of the FCPC Rear ID Panel into laser-cut MOLLE on the rear of the FCPC V5.
2. Insert bottom left tab of the FCPC Rear ID Panel into laser-cut MOLLE. Slightly bend the ID Panel horizontally to help insert the tab.



3. Continue inserting the FCPC Rear ID Panel tabs into laser-cut MOLLE, moving from left to right. Slightly bend

the ID Panel horizontally to help insert the tabs.

4. Slightly bend top right tab of the FCPC Rear ID Panel before inserting into the laser-cut MOLLE.



5. Insert the top right tab into laser-cut MOLLE.

6. Slightly bend the bottom right tab of the FCPC Rear ID Panel before inserting into the laser-cut MOLLE.



7. Insert bottom right tab into laser-cut MOLLE.

8. Make sure all tabs of the FCPC Rear ID Panel are properly inserted into the laser-cut laminate MOLLE rows.



FAQ


- **Q: Can the FCPC Rear ID Panel be used with other plate carriers?**
 - A: The FCPC Rear ID Panel is specifically designed for use with the FCPC V5 and may not be

compatible with other plate carriers.

- **Q: Is the FCPC Rear ID Panel washable?**

- A: Yes, the FCPC Rear ID Panel can be washed following the manufacturer's guidelines for cleaning.

Documents / Resources

	FERRO CONCEPTS FCPC Rear ID Panel [pdf] Owner's Manual V5, FCPC Rear ID Panel, Rear ID Panel, ID Panel
---	---

References

- [User Manual](#)

[Manuals+](#), [Privacy Policy](#)

This website is an independent publication and is neither affiliated with nor endorsed by any of the trademark owners. The "Bluetooth®" word mark and logos are registered trademarks owned by Bluetooth SIG, Inc. The "Wi-Fi®" word mark and logos are registered trademarks owned by the Wi-Fi Alliance. Any use of these marks on this website does not imply any affiliation with or endorsement.