

Fellowes Powershred 36C Paper Shredder



Fellowes Powershred 36C Paper Shredder User Manual

[Home](#) » [Support](#) » Fellowes Powershred 36C Paper Shredder User Manual 

Contents

- [1 Fellowes Powershred 36C Paper Shredder](#)
- [2 Powershred® 36C](#)
- [3 KEY](#)
- [4 CAPABILITIES](#)
- [5 IMPORTANT SAFETY INSTRUCTIONS](#)
- [6 BASIC SHREDDING OPERATION](#)
- [7 PRODUCT MAINTENANCE](#)
- [8 TROUBLESHOOTING](#)
- [9 LIMITED PRODUCT WARRANTY](#)
- [10 CUSTOMER SERVICE & SUPPORT](#)
- [11 Declaration of Conformity](#)
- [12 W.E.E.E.](#)
- [13 Frequently Asked Questions](#)
- [14 References](#)
- [15 Related Posts](#)

Fellowes

Fellowes Powershred 36C Paper Shredder



Powershred® 36C



The World's Toughest Shredders®

PLEASE READ THESE INSTRUCTIONS BEFORE USE. DO NOT DISCARD: KEEP FOR FUTURE REFERENCE.

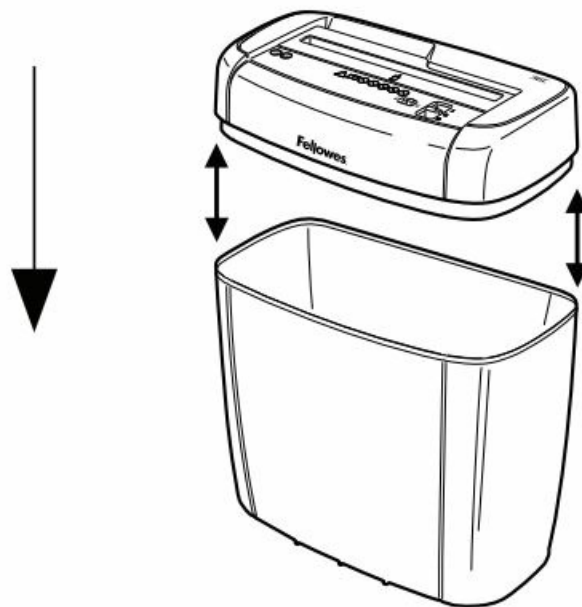
KEY



- A. Shredder head
- B. See safety instructions below
- C. Bin
- D. Safety lock
- E. Handle
- F. Paper/Card entry
- G. Control Switch
 - I 1. Auto-On
 - 2. Off
 - R 3. Reverse

-  To set the lock, slide the  button

For safety reasons, the shredder will operate only if the shredder head is in the correct position and used with the supplied basket.



CAPABILITIES

- **Will shred:** Paper, plastic credit cards, staples, and small paper clips
- **Will not shred:** Unopened junk mail, continuous forms, adhesive labels, transparencies, newspaper, CD/DVDs, cardboard, large paper clips, laminates, file folders, X-rays or plastic other than noted above
Paper shred size: 4 x 40mm
- **Maximum:**
 - Sheets per pass: 6*
 - Cards per pass: 1*
 - Paper width: 230mm
 - 70g A4 paper at 220-240v, 50/60Hz, 0.8Amps; heavier paper, humidity, or other than rated voltage may reduce capacity.
 - Maximum recommended daily usage rates: 30 sheets; 5 cards.

IMPORTANT SAFETY INSTRUCTIONS

Read Before Using!

- Operation, maintenance, and service requirements are covered in the instruction manual.
- Read the entire instruction manual before operating shredders.
- Keep away from children and pets. Keep hands away from paper entry. Always set to off or unplug when not in use.
- Keep foreign objects – gloves, jewelry, clothing, hair, etc. – away from shredder openings.
- If the object enters the top opening, switch to Reverse (R) to back out the object.
- DO NOT use aerosol products, petroleum-based or aerosol lubricants on or near the shredder.
- DO NOT USE “CANNED AIR” OR “AIR DUSTERS” ON SHREDDER.
- Vapors from propellants and petroleum-based lubricants may combust causing serious injury.
- Do not use if damaged or defective.
- Do not disassemble shredder.
- Do not place near or over a heat source or water. Avoid touching exposed cutting blades under shredder head.
- Shredder must be plugged into a wall outlet or socket of the voltage and amperage designated on the label.
- The outlet or socket must be installed near the equipment and easily accessible.
- Energy converters, transformers, or extension cords should not be used with this product.
- FIRE HAZARD – Do NOT shred greeting cards with sound chips or batteries.
- For indoor use only.
- Unplug shredder before cleaning or servicing.

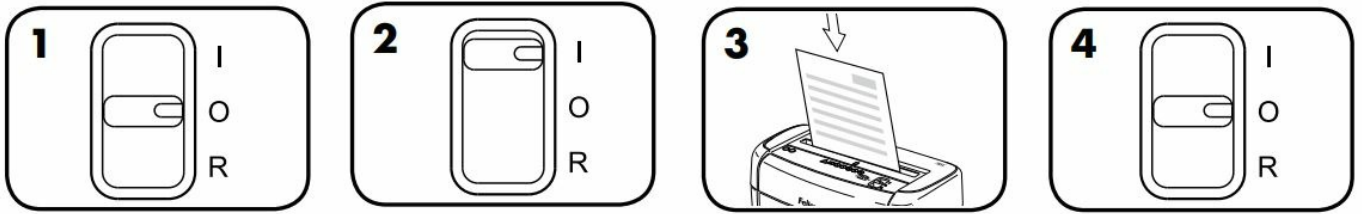
BASIC SHREDDING OPERATION

Continuous operation:




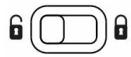
Up to 2-minute maximum NOTE: Shredder runs briefly after each pass to clear entry. Continuous operation beyond 2-minutes will trigger a 20-minute cool-down period.


PAPER/CARD



1. Set to Off (O) and plug in
2. Set to Auto-On (I)
3. Feed paper/card straight into paper entry and release
4. When finished shredding, set to Off (O)


Safety Lock prevents accidental operation.  To set, wait for shredding to stop, set control switch to Off (O) position, then slide the black button.



 To unlock, slide the black button. For greater safety, always unplug the shredder after use.

PRODUCT MAINTENANCE

OILING SHREDDER



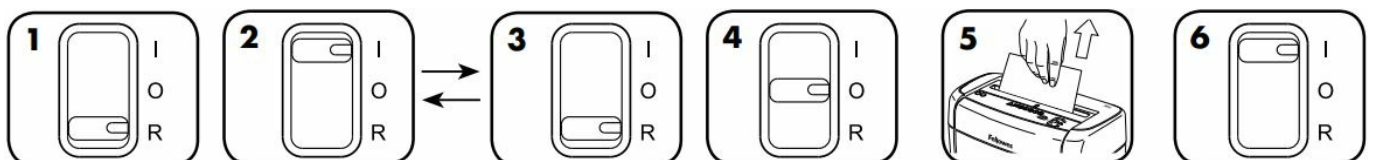
1. Set to Off (O)
2. *Apply oil across entry
3. Set to Reverse (R) for 2-3 seconds
4. Set to Off (O)



***Caution:** Only use a non-aerosol vegetable oil in a long nozzle container such as Fellowes 35250

TROUBLESHOOTING

PAPER JAM



- Set to Reverse (R) for 2-3 seconds
- Alternate slowly back and forth
- Set to Off (O) and unplug
- Gently pull uncut paper from the paper entry. Plug in
- Set to Auto-On (I) and resume shredding

Shredder doesn't start:

- Make sure the switch is in the auto position (I).
- Make sure the safety lock is in the unlock position.
- Make sure the head is on the basket correctly.
- Check for a jam.
- Remove and empty the basket.
- Wait 20 minutes for the motor to cool down.

LIMITED PRODUCT WARRANTY

Limited Warranty: Fellowes, Inc. ("Fellowes") warrants the parts of the machine to be free of defects in material and workmanship and provides service and support for 1 year from the date of purchase by the original consumer. Fellowes warrants the cutting blades of the machine to be free from defects in material and workmanship for 3 years from the date of purchase by the original consumer. If any part is found to be defective during the warranty period, your sole and exclusive remedy will be repair or replacement, at Fellowes' option and expense, of the defective part. This warranty does not apply in cases of abuse, mishandling, failure to comply with product usage standards, shredder operation using an improper power supply (other than listed on the label), or unauthorized repair. Fellowes reserves the right to charge the consumers for any additional costs incurred by Fellowes to provide parts or services outside of the country where the shredder is initially sold by an authorized reseller. ANY IMPLIED WARRANTY, INCLUDING THAT OF MERCHANTABILITY OR FITNESS FOR A PARTICULAR PURPOSE, IS HEREBY LIMITED IN DURATION TO THE APPROPRIATE WARRANTY PERIOD SET FORTH ABOVE. In no event shall Fellowes be liable for any consequential or incidental damages attributable to this product. This warranty gives you specific legal rights. The duration, terms, and conditions of this warranty are valid worldwide, except where different limitations, restrictions, or conditions may be required by local law. For more details or to obtain service under this warranty, please contact us or your dealer.

Australia Residents Only:

For sody come with one hire tent to the ries one You if he to plete re no fir m the falve on or comerin mor iler. The benefits under Fellowes' Warranty are in addition to other rights and remedies under a law in relation to the shredder.

CUSTOMER SERVICE & SUPPORT

Contact Information:

- Australia: +61-1-800-33-11-77
- Europe: 00-800-1810-1810
- United Kingdom: +44 (0) 1302 836836
- United States: 001-800-514-9057

Declaration of Conformity

Product Information:

- **Product Model:** 36C

Compliance with Directives:


The product model 36C conforms with the requirements of the following directives:

- Restriction of Hazardous Substances Directive (2011/65/EU)
- Low Voltage Directive (2014/35/EU)
- Electromagnetic Compatibility Directive (2014/30/EU)
- WEEE directive (2012/19/EU)

Harmonized European EN Standards:

Safety Standard: EN60950-1: 2006/A2:2013 EMC Standards:

- EN55014-1:2006+A1:2009+A2:2011
- EN55014-2:1997+A1:2001+ A2:2008
- EN61000-3-2:2014
- EN61000-3-3:2013

A handwritten signature in black ink, appearing to read 'John Fellowes', is written over a horizontal line.

John Fellowes

W.E.E.E.

This product is classified as Electrical and Electronic Equipment. If you need to dispose of this product, ensure compliance with the European Waste of Electrical and Electronic Equipment (WEEE) Directive and local laws. For more information on the WEEE Directive, please visit www.fellowes.com/WEEE.

Contact Information:

- **Address:** 1789 Norwood Avenue, Itasca, Illinois 60143
- **Phone:** 1-800-955-0959
- **Website:** www.fellowes.com
- **Brands:** © 2017 Fellowes, Inc. | Part #410134

Frequently Asked Questions

What types of materials can I shred with the Fellowes Powershred 36C Paper Shredder?

The Powershred 36C can shred paper, plastic credit cards, staples, and small paper clips.

Are there any materials that the Powershred 36C should not shred?

Yes, please do not shred unopened junk mail, continuous forms, adhesive labels, transparencies, newspaper, CD/DVDs, cardboard, large paper clips, laminates, file folders, X-rays, or plastics other than credit cards.

What is the paper shred size produced by the Powershred 36C?

The shredder produces paper shreds that are approximately 4 x 40mm in size.

How many sheets of paper can I shred at a time with the Powershred 36C?

The maximum recommended capacity is 6 sheets of 70g A4 paper when operating at 220-240v, 50/60Hz, 0.8Amps. However, heavier paper, humidity, or voltages other than the rated range may affect the capacity.

What is the maximum recommended daily usage for the Powershred 36C?

The shredder is recommended for a maximum of 30 sheets or 5 cards per day.

How long should I wait before using the Powershred 36C again during continuous operation?

The shredder has a 2-minute continuous operation limit. Continuous operation beyond 2 minutes triggers a 20-minute cool-down period.

What safety precautions should I take when using the Powershred 36C?

Always keep hands away from the paper entry, keep foreign objects away from the shredder openings, and unplug the shredder when not in use. Do not use aerosol products or petroleum-based lubricants near the shredder.

What should I do in case of a paper jam in the Powershred 36C?

Set the shredder to Reverse (R) for 2-3 seconds, alternate slowly back and forth, unplug and gently remove uncut paper from the paper entry.

How do I unlock the safety lock on the Powershred 36C?

To unlock the safety lock, slide the black button. For greater safety, always unplug the shredder after use.

What kind of materials can I shred with the Fellowes Powershred 36C?

The Fellowes Powershred 36C can shred paper, plastic credit cards, staples, and small paper clips.

How long is the warranty for the Fellowes Powershred 36C?

Fellowes provides a 1-year limited warranty for the parts of the machine and a 3-year warranty for the cutting blades from the date of purchase by the original consumer. The warranty details may vary by region.

Can I dispose of the Fellowes Powershred 36C in accordance with environmental regulations?

Yes, when disposing of the product, ensure compliance with the European Waste of Electrical and Electronic Equipment (WEEE) Directive and local laws.

How can I contact Fellowes customer service and support?

You can contact Fellowes customer service and support through the provided contact information based on your region. They can assist you with any product-related inquiries or issues.

Reference: [Fellowes Powershred 36C Paper Shredder User Manual-device.report](#)

References

- [User Manual](#)

[Manuals+](#), [Privacy Policy](#)

This website is an independent publication and is neither affiliated with nor endorsed by any of the trademark owners. The "Bluetooth®" word mark and logos are registered trademarks owned by Bluetooth SIG, Inc. The "Wi-Fi®" word mark and logos are registered trademarks owned by the Wi-Fi Alliance. Any use of these marks on this website does not imply any affiliation with or endorsement.