



# FEITIAN FTF210 Smart Financial Terminal User Guide

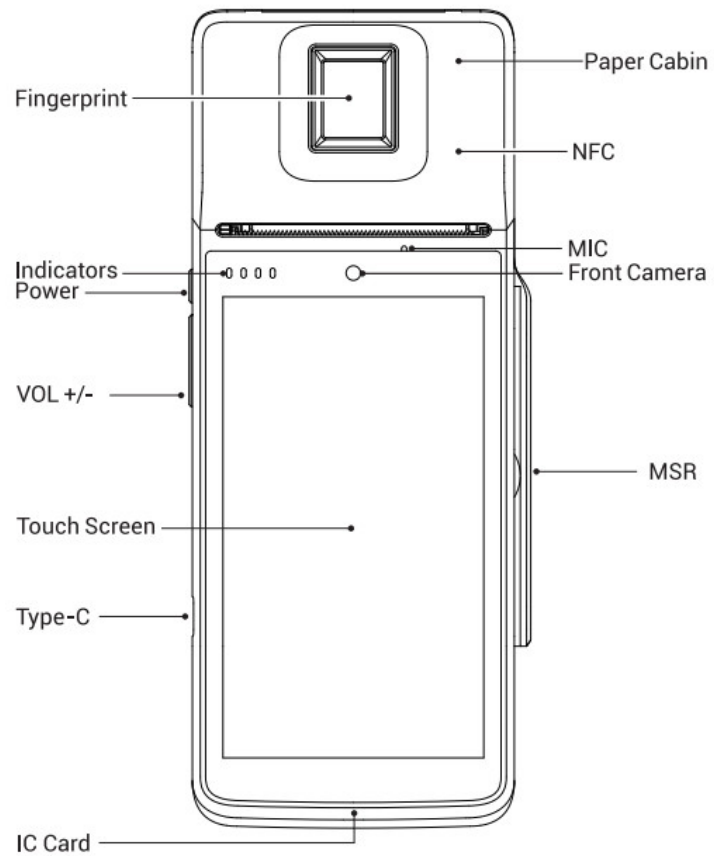
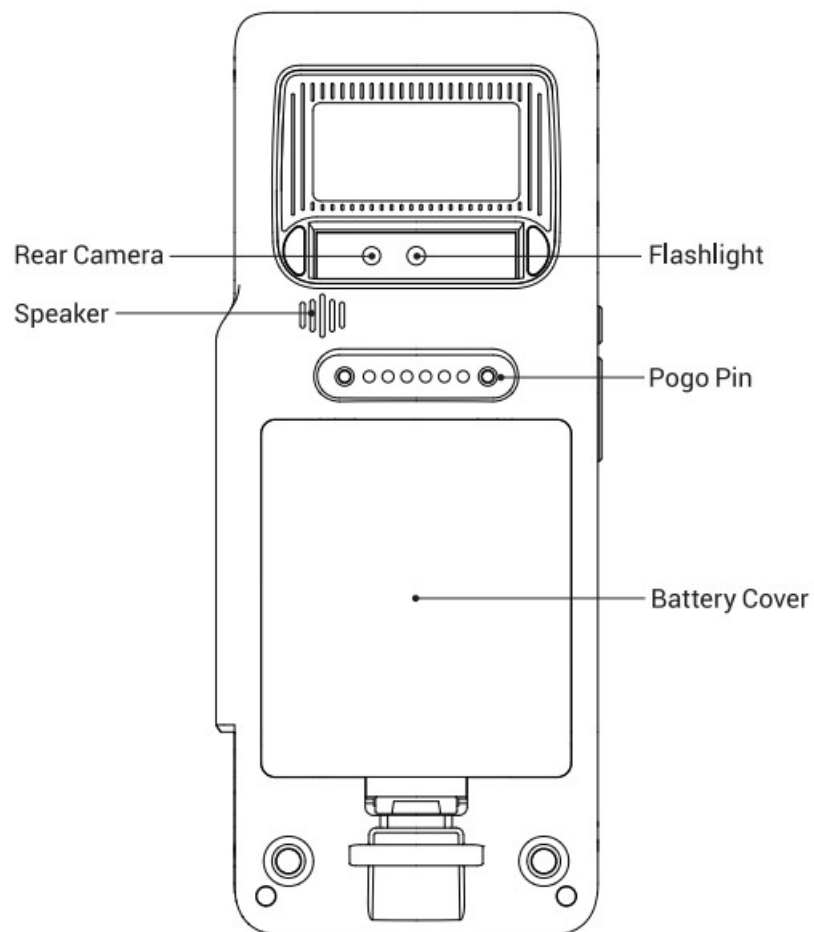
[Home](#) » [Feitian](#) » FEITIAN FTF210 Smart Financial Terminal User Guide 

## **FEITIAN** **WE BUILD SECURITY** FTF210 Smart Financial Terminal User Guide

### Contents

- [1 FTF210 Smart Financial Terminal](#)
- [2 Product configuration](#)
- [3 Installation](#)
- [4 Safety warning](#)
- [5 Documents / Resources](#)

**FTF210 Smart Financial Terminal**



## Product configuration



## Installation

Open battery lock, put in battery, close battery lock.

When installing the battery, please pay attention to the battery metal contact part in alignment with the battery contactor on the terminal.

Then press the battery lightly. Install printing paper, gently press both sides of the paper bin, open the printer lid and put the printing paper in. Please pay attention to printing paper direction.

## Safety warning

Do not contact the terminal and its accessories with liquid or wet environment.

Do not put the terminal in an environment where the temperature is too high or too low.

Do not put the terminal into the fire.

Do not disassemble the terminal or any of its accessories.

### After-sales service

In case of any terminal failure, please contact after-sales service through [sales-support1@ftsafes.com](mailto:sales-support1@ftsafes.com)

### FCC Statement

Any Changes or modifications not expressly approved by the party responsible for compliance could void the user's authority to operate the equipment. This device complies with part 15 of the FCC Rules. Operation is subject to the following two conditions:

1. This device may not cause harmful interference
2. This device must accept any interference received, including interference that may cause undesired operation.

**Note :** This equipment has been tested and found to comply with the limits for a Class B digital device, pursuant to part 15 of the FCC Rules. These limits are designed to provide reasonable protection against harmful interference in a residential installation. This equipment generates, uses and can radiate radio frequency energy and, if not installed and used in accordance with the instructions, may cause harmful interference to radio communications.

However, there is no guarantee that interference will not occur in a particular installation. If this equipment does

cause harmful interference to radio or television reception, which can be determined by turning the equipment off and on, the user is encouraged to try to correct the interference by one or more of the following measures:

- Reorient or relocate the receiving antenna.
- Increase the separation between the equipment and receiver.
- Connect the equipment into an outlet on a circuit different from that to which the receiver is connected.
- Consult the dealer or an experienced radio/TV technician for help.

#### **RF Exposure Information (SAR) :**

This device meets the government's requirements for exposure to radio waves. This device is designed and manufactured not to exceed the emission limits for exposure to radio frequency (RF) energy set by the Federal Communications Commission of the U.S. Government.

The exposure standard for wireless devices employs a unit of measurement known as the Specific Absorption Rate, or SAR. The SAR limit set by the FCC is 1.6 W/kg. \*Tests for SAR are conducted using standard operating positions accepted by the FCC with the device transmitting at its highest certified power level in all tested frequency bands.

Although the SAR is determined at the highest certified power level, the actual SAR level of the device while operating can be well below the maximum value. This is because the device is designed to operate at multiple power levels so as to use only the power required to reach the network. In general, the closer you are to a wireless base station antenna, the lower the power output.

The highest SAR value for the device as reported to the FCC when worn on the body, as described in this user guide, is 1.04W/kg (Body-worn measurements differ among devices, depending upon available enhancements and FCC requirements.)

The highest SAR value for the device as reported to the FCC when worn on the handheld, as described in this user guide, is 1.15W/kg

While there may be differences between the SAR levels of various devices and at various positions, they all meet the government requirement.


The FCC has granted an Equipment Authorization for this device with all reported SAR levels evaluated as in compliance with the FCC RF exposure guidelines. SAR information on this device is on file with the FCC and can be found under the Display Grant section of <http://www.fcc.gov/oet/fccid> after searching on FCC ID: ZD3FTF210 For body worn operation, this device has been tested and meets the FCC RF exposure guidelines for use with an accessory that contains no metal and the positions the device minimum of 0 mm from the body . Use of other enhancements may not ensure compliance with FCC RF exposure guidelines. If you do not use a body-worn accessory position the device a minimum of 0 mm from your body when the device is switched on at its highest certified power level in all tested frequency bands.



FEITIAN Technologies Co., Ltd (Stock Code: 300386)

Email: [sales-support1@ftsafes.com](mailto:sales-support1@ftsafes.com)

## **Documents / Resources**

	<p><a href="#">FEITIAN FTF210 Smart Financial Terminal</a> [pdf] User Guide ZD3FTF210, ZD3FTF210, FTF210, FTF210 Smart Financial Terminal, Smart Financial Terminal, Financial Terminal, Terminal</p>
---	---