



FEIT Electric T9 Plug and Play Linear Lamp Installation Guide

[Home](#) » [Feit Electric](#) » FEIT Electric T9 Plug and Play Linear Lamp Installation Guide

FEIT Electric T9 Plug and Play Linear Lamp Installation Guide



Contents [[hide](#)]

1 Safety Information

1.1 SAVE THESE INSTRUCTIONS

1.2 Direct Replacement/Plug & Play Installation Instructions (Type A)

2 Limited Warranty

3 FCC STATEMENT

4 Customer Support

5 Documents / Resources

6 Related Posts

Safety Information

PLEASE READ THESE INSTRUCTIONS AND WARNINGS PRIOR TO INSTALLATION.

THIS LAMP IS INTENDED TO WORK WITH THE EXISTING MAGNETIC OR ELECTRONIC BALLAST IN YOUR LIGHTING FIXTURE. THIS IS A PLUG AND PLAY LAMP, NO ELECTRICAL MODIFICATIONS ARE NEEDED.

This LED tube is intended to replace fluorescent tube lamps with ANSI designation FC12 with G10q base.

This product may not be compatible with all ballasts. For more information about ballast compatibility please visit www.FEIT.COM.



WARNING: Check the luminaire (fixture) carefully before installing the lamp. Ensure the electrical lamp holders (sockets) are not damaged and will make firm contact with the lamp pins.



CAUTION: Risk of fire – If lamp or luminaire exhibit abnormal operation (buzzing, flickering, minimal or no light, etc.), immediately turn off power and contact us for more information.



CAUTION: Risk of fire – Suitable for damp locations. Do not use with Simmers. Do not touch lamp pins to the metal housing when installing.



WARNING: Do not install this in a pre-heat luminaire (fixture), often with external starters.

1. Always follow basic safety precautions to reduce the risk of fire, electric shock and personal injury.
2. **WARNING: RISK OF SHOCK:** House electric current can cause painful shock or serious injury unless handled properly. For your safety, always remember to:
 - A. Turn OFF the power supply at the fuse or circuit breaker box before you install the lamp.
 - B. Ensure the fixture is grounded to avoid potential electric shock and to ensure reliable starting.
 - C. Wear rubber sole shoes and work on a sturdy ladder
 - D. Do not touch with wet hands.
 - E. This lamp is not intended for use with emergency exits or emergency lights.
3. This lamp is designed for use in a circuit protected by a fuse or circuit breaker. It is also designed to be installed in accordance with local electrical codes. If you are unsure about your wiring, consult a qualified electrician or local electrical inspector, and check your local electrical code.
4. Avoid looking directly into the lamp.
5. **WARNING: RISK OF CUTS:** To prevent wiring damage, abrasion or cuts, do not expose wiring to edges of

sheet metal or other sharp objects and wear gloves.

6. Account for small parts and destroy packaging material, as these may be hazardous to children.

SAVE THESE INSTRUCTIONS

We appreciate the trust and confidence you have placed in Feit Electric through the purchase of this T9 Linear Lamp.

We strive to continually create quality products designed to enhance your home. Visit us online to see our full line of products available for your home improvement needs.

Thank you for choosing Feit Electric.

Direct Replacement/Plug & Play Installation Instructions (Type A)

• STEP 1.

Turn- off power before installation.



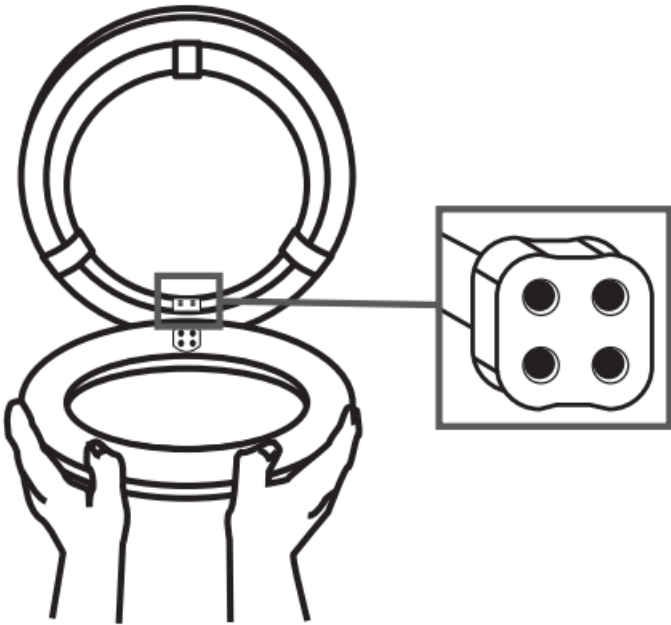
• STEP 2.

Remove the existing lamp from the support clips to the fixture.



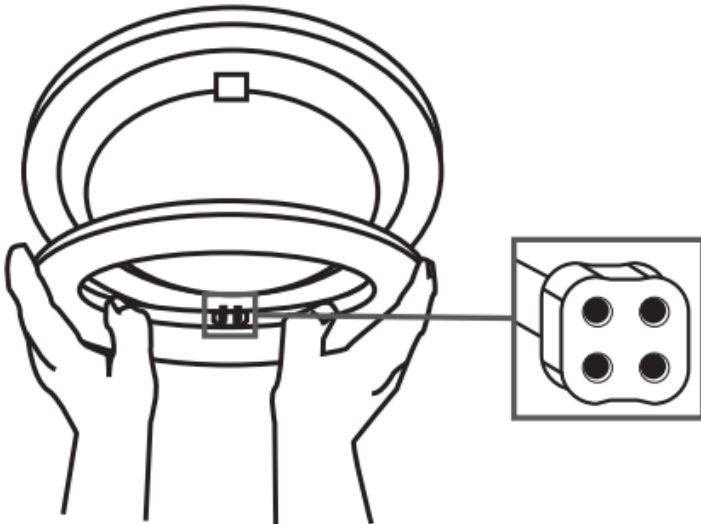
• STEP 3.

Disconnect the socket from the existing lamp.



- **STEP4.**

Connect the fixture socket to the new LED Lamp.




- **STEP 5.**

Push the lamp into the support clips.



- **STEP 6.**

Turn-on power and enjoy new Feit LED Tube.



Limited Warranty

This product is warranted to be free from defects in workmanship and materials for up to 5 years from date of purchase. If the product fails within the warranty period, please contact Feit Electric at info@feit.com, visit feit.com/contact-us for instructions on replacement or refund.

REPLACEMENT OR REFUND IS YOUR SOLE REMEDY. EXCEPT TO THE EXTENT PROHIBITED BY APPLICABLE LAW, ANY IMPLIED WARRANTIES ARE LIMITED IN DURATION TO THE DURATION OF THIS WARRANTY. LIABILITY FOR INCIDENTAL OR CONSEQUENTIAL DAMAGES IS HEREBY EXPRESSLY EXCLUDED. Some states and provinces

do not allow the exclusion of incidental or consequential damages, so the above limitation or exclusion may not apply to you. This warranty gives you specific legal rights, and you may also have other rights which vary from state to state or province to province.

FCC STATEMENT

This device complies with part 15 of the FCC Rules.

Operation is subject to the following two conditions:

(1) This device may not cause harmful interference, and (2) this device must accept any interference received, including interference that may cause undesired operation.

Note: This equipment has been tested and found to comply with the limits for a Class B digital device, pursuant to part 15 of the FCC Rules.

These limits are designed to provide reasonable protection against harmful interference in a residential installation.

This equipment generates, uses and can radiate radio frequency energy and, if not installed and used in accordance with the instructions, may cause harmful interference to radio communications.

However, there is no guarantee that interference will not occur in a particular installation.

If this equipment does cause harmful interference to radio or television reception, which can be determined by turning the equipment off and on, the user is encouraged to try to correct the interference by one or more of the following measures: Reorient or relocate the receiving antenna.

Increase the separation between the equipment and receiver.

Connect the equipment into an outlet on a circuit different from that to which the receiver is connected.

Consult the dealer or an experienced radio/TV technician for help.

Any changes or modifications not expressly approved by the manufacturer could void the user's authority to operate the equipment.

THIS PRODUCT MAY NOT BE COMPATIBLE WITH ALL BALLASTS.

FOR MORE INFORMATION ABOUT BALLAST COMPATIBILITY PLEASE VISIT WWW.FEIT.COM

Supplier's Declaration of Conformity:
47 CFR § 2.1077 Compliance Information
Responsible Party: Feit Electric Company
4901 Gregg Road, Pico Rivera, CA 90660, USA

Customer Support



Thank you for your purchase. Questions, comments or feedback?
We'd love to hear from you.
Visit feit.com/help for support.



Documents / Resources

	<p>FEIT Electric T9 Plug and Play Linear Lamp [pdf] Installation Guide T9 Plug and Play Linear Lamp, T9, Plug and Play Linear Lamp, Play Linear Lamp, Linear Lamp , Lamp</p>
--	--