




FEIT ELECTRIC T12 Plug and Play Linear Lamp Instruction Manual

[Home](#) » [Feit Electric](#) » FEIT ELECTRIC T12 Plug and Play Linear Lamp Instruction Manual 

Contents

- [1 FEIT ELECTRIC T12 Plug and Play Linear Lamp Instruction Manual](#)
- [2 Safety Information](#)
- [3 Limited Warranty](#)
- [4 FCC STATEMENT](#)
- [5 THIS PRODUCT MAY NOT BE COMPATIBLE WITH ALL BALLASTS.](#)
- [6 Direct Replacement/Plug & Play Installation \(Type A\)](#)
- [7 Read More About This Manual & Download PDF:](#)
- [8 Documents / Resources](#)
- [9 Related Posts](#)

FEIT ELECTRIC T12 Plug and Play Linear Lamp Instruction Manual



Safety Information

PLEASE READ THESE INSTRUCTIONS AND WARNINGS PRIOR TO INSTALLATION. THIS LAMP IS INTENDED TO WORK WITH THE EXISTING MAGNETIC AND ELECTRONIC BALLAST IN YOUR LIGHTING FIXTURE. THIS IS A PLUG AND PLAY LAMP, NO ELECTRICAL MODIFICATIONS ARE NEEDED. This LED tube is intended to replace fluorescent tube lamps with ANSI designation F34T12 and F40T12 with G13 base.

This product may not be compatible with all ballasts. For more information about ballast compatibility please visit www.Feit.Com.

1. Follow all safeguards stated in the manual, in addition to normal safety precautions in working with electrical devices. PJ.ways follow basic safety precautions to reduce the risk of fire, electric shock and personal injury.
2. **WARNING: RISK OF SHOCK:** House electric current can cause painful shock or serious injury unless handled properly. For your safety, always remember to:
 - A. Turn OFF the power supply at the fuse or circuit breaker box before you install the fixture.
 - B. Ground the fixture to avoid potential electric shock and to ensure reliable starting.
 - C. Double check all connections to be sure they are tight and correct.
 - D. Wear rubber sole shoes and work on a sturdy ladder.
 - E. Do not touch with wet hands.
 - F. This device is not intended for use with emergency exits or emergency lights.
 - G. Do not make or alter any open holes in the enclosure of wiring or electrical components during installation.
3. This fixture is designed for use in a circuit protected by a fuse or circuit breaker. It is also designed to be installed in accordance with local electrical codes. If you are unsure about your wiring, consult a qualified electrician or local electrical inspector, and check your local electrical code.
4. Avoid looking directly into the LED light.
5. **WARNING: RISK OF CUTS:** To prevent wiring damage, abrasion or cuts, do not expose wiring to edges of sheet metal or other sharp objects and wear gloves.
6. Account for small parts and destroy packaging material, as these may be hazardous to children.



WARNING: Check the luminaire (fixture) carefully before installing the lamp. Ensure the electrical lampholders (sockets) are not damaged and will make firm contact with the lamp pins.



CAUTION: Risk of fire – If lamp or luminaire exhibit abnormal operation (buzzing, flickering, minimal or no light, etc.), immediately turn off power and contact us for more information.

Limited Warranty

This product is warranted to be free from defects in workmanship and materials for up to 5 years from date of purchase. If the product fails within the warranty period, please contact Feit Electric at info@feit.com, visit feit.com/contact-us for instructions on replacement or refund. **REPLACEMENT OR REFUND IS YOUR SOLE REMEDY. EXCEPT TO THE EXTENT PROHIBITED BY APPLICABLE LAW, AN IMPLIED WARRANTIES ARE LIMITED IN DURATION TO THE DURATION OF THIS WARRANTY. LIABILITY FOR INCIDENTAL OR CONSEQUENTIAL DAMAGES IS HEREBY EXPRESSLY EXCLUDED.** Some states and provinces do not allow the exclusion of incidental or consequential damages, so the above limitation or exclusion may not apply to you. This warranty gives you specific legal rights, and you may also have other rights which vary from state to state or province to province.

FCC STATEMENT

This device complies with part 15 of the FCC Rules. Operation is subject to the following two conditions:

- (1) This device may not cause harmful 47 CFR § 2.1077 Compliance Information interference, and
- (2) this device must accept any interference received, including interference that may cause undesired operation.

Note: This Responsible Party: Feit Electric Company equipment has been tested and found to comply with the limits for a Class B digital device, pursuant to part 15 of the FCC Rules. These limits 4901 Gregg Road, Pico

Rivera, CA 90660, USA are designed to provide reasonable protection against harmful interference in a residential installation.

This equipment generates, uses and can radiate radio frequency energy and, if not installed and used in accordance with the instructions, may cause harmful interference to radio communications. However, there is no guarantee that interference will not occur in a particular installation. If this equipment does cause harmful interference to radio or television reception, which can be determined by turning the equipment off and on, the user is encouraged to try to correct the interference by one or more of the following measures: Reorient or relocate the receiving antenna. Increase the separation between the equipment and receiver. Connect the equipment into an outlet on a circuit different from that to which the receiver is connected.

Consult the dealer or an experienced radio/IV technician for help. Any changes or modifications not expressly approved by the manufacturer could void the user's authority to operate the equipment

THIS PRODUCT MAY NOT BE COMPATIBLE WITH ALL BALLASTS.


FOR MORE INFORMATION ABOUT BALLAST COMPATIBILITY PLEASE VISIT WWW.FEIT.COM.

Direct Replacement/Plug & Play Installation (Type A)

1. Turn off the power at the switch and fuse box or circuit breaker




2. Remove existing fluorescent lamp(s) from the fixture. Replace with Feit Electric T1248/830/LEDG2 LED lamp.



3. Turn on the power at the fuse box or circuit breaker and at the switch and enjoy your new Feit Electric LED lamp.



Read More About This Manual & Download PDF:

	<p>FEIT ELECTRIC T12 Plug and Play Linear Lamp [pdf] Instruction Manual</p> <p>T12 Plug and Play Linear Lamp, T12, Plug and Play Linear Lamp, Play Linear Lamp, Linear Lamp, Lamp</p>
	<p>FEIT ELECTRIC T12 Plug and Play Linear Lamp [pdf] Installation Guide</p> <p>T12, Plug and Play Linear Lamp, Play Linear Lamp, Plug Linear Lamp, Linear Lamp, Lamp</p>