




## FEIT Electric 1603293 LED String Lights Installation Guide

[Home](#) » [Feit Electric](#) » FEIT Electric 1603293 LED String Lights Installation Guide 

### Contents

- [1 FEIT Electric 1603293 LED String Lights](#)
- [2 Product Information](#)
- [3 IMPORTANT SAFETY INSTRUCTIONS](#)
- [4 CONNECTING STRING LIGHTS](#)
- [5 INSTALLATION METHODS](#)
- [6 FCC Statement](#)
- [7 LIMITED WARRANTY](#)
- [8 Frequently Asked Questions](#)
- [9 Documents / Resources](#)
  - [9.1 References](#)
- [10 Related Posts](#)



**FEIT Electric 1603293 LED String Lights**



## Product Information

### Specifications

- Model Number: SL48-24/FIL
- Length: 14.6 meters / 48 feet
- Light Type: LED
- Maximum Wattage: 24 Watts
- Includes: Two extra bulbs
- Bulb Type: S14, 1 Watt Max medium (E26) base lamp
- Approved for Wet Locations

**IMPORTANT, RETAIN FOR FUTURE REFERENCE: READ CAREFULLY**

### IMPORTANT SAFETY INSTRUCTIONS

When using electrical products, basic precautions should always be followed including the following:

#### READ AND FOLLOW ALL SAFETY INSTRUCTIONS

- Do not use these products outdoors unless marked suitable for indoor or outdoor use.
- When products are used in outdoor applications, connect the product to a Ground Fault Circuit Interrupting (GFCI) outlet. If one is not provided, contact a qualified electrician for proper installation.
- Do not mount or place near gas or electric heaters, fireplace, candles, or other similar sources of heat.
- Do not secure the wiring of the product with staples or nails, or place on sharp hooks or nails.
- Install only using the mounting means provided.
- Do not let lamps rest on the supply cord or on any wire.
- Do not use this product for other than its intended use.

- Do not hang ornaments or other objects from the cord, wire, or lamps.
- Do not close doors or windows on the product or extension cords as this may damage the wire insulation. Do not cover the product with cloth, paper or any material not part of the product when in use.
- This product has a three prong plug that will only fit into a three prong outlet. Do not use with an extension cord unless plug can be fully inserted. Do not alter or replace the plug.
- Keep lamps away from any combustible surface.
- Read and follow all instructions that are on the product or provided with the product.
- **CAUTION:** To reduce the risk of fire and electric shock: Do not install on trees having needles, leaves or branch coverings of metal or materials which look like metal; and do not mount or support wires in a manner that can cut or damage wire insulation.

## SAVE THESE INSTRUCTIONS

### CAUTION:

1. To reduce the risk of fire use only type S14, 1 Watt Max medium (E26) base lamp.
2. Do not overload. This string light is rated 24 Watts. Connect other string lights end-to-end up to a maximum of 1080 Watts total.



**Model Number:** SL48-24/FIL

### CAUTION:

- Do not use with extension cord near water or where water may accumulate.
- Keep at least 4.8 m / 16 ft from pools and spas. Keep plugs and receptacles dry.
- Do not submerge.

### Connecting Sets End-to-End.

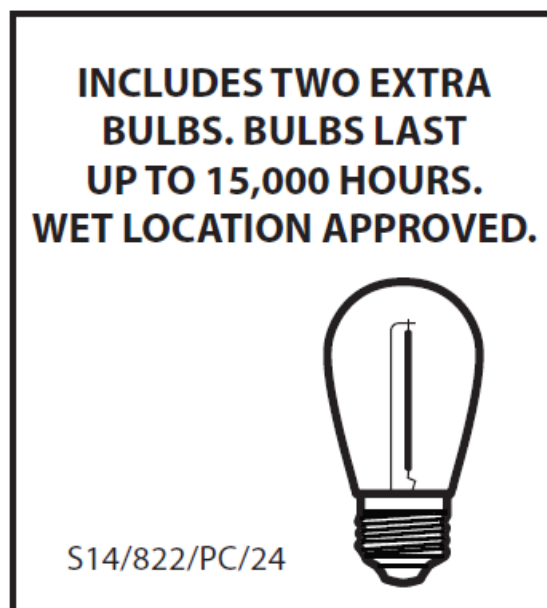
When multiple products are connected together do not exceed the lowest of the indicated maximum wattage on the cord tag near the connected product's receptacle.

### REPLACING LIGHT BULBS

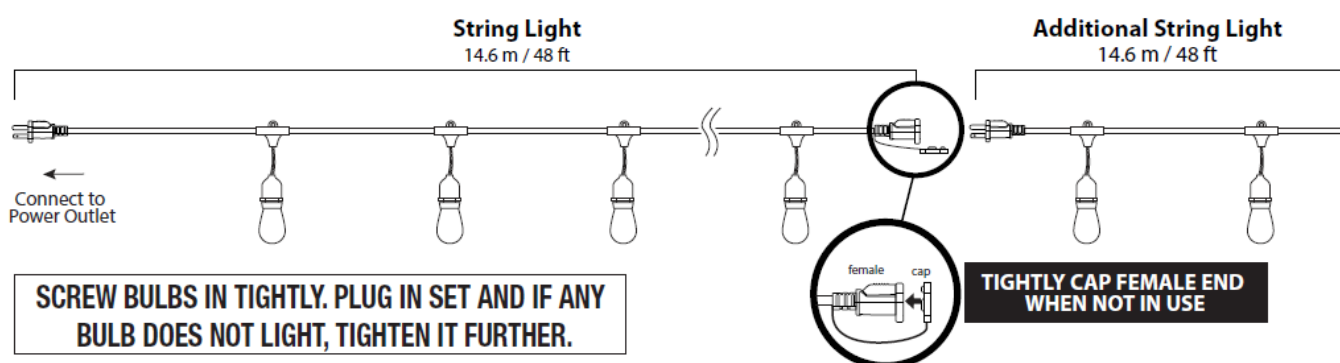
**WARNING – RISK OF ELECTRIC SHOCK!!** Disconnect power at source prior to replacing light bulbs. For outdoor string lights, do NOT replace light bulbs during rain or when wet.

1. Replace light bulbs only during dry and calm weather conditions.
2. Unscrew existing bulbs by lightly holding the socket in one hand and twisting the bulb counterclockwise. Bulbs may be tight in the sockets. This is normal to prevent moisture from getting into socket.
3. Replace with medium base light bulbs. Screw bulb into socket clockwise until top of socket forms a tight seal around the light bulb and bulb makes solid contact with socket. Suitable for incandescent, CFL, or LED light

bulbs.

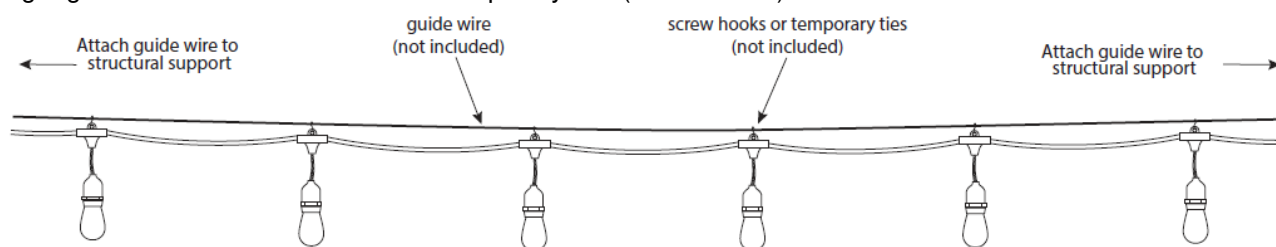


## CONNECTING STRING LIGHTS

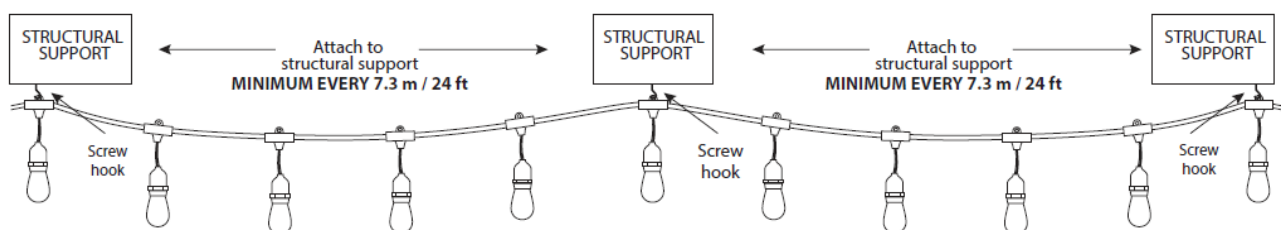


## INSTALLATION METHODS

1. Using a guide wire with screw hooks or temporary ties (not included)



2. Attached to a structure



DRAWINGS NOT TO SCALE

## CONNECTING MULTIPLE SETS

## **USING LED BULBS INCLUDED**

- **MAXIMUM WATTAGE** 1 WATT
- **NUMBER OF LIGHT STRINGS** 20 SETS

## **FCC Statement**

This device complies with part 15 of the FCC Rules.

Operation is subject to the following two conditions:

1. This device may not cause harmful interference, and
2. This device must accept any interference received, including interference that may cause undesired operation.

This equipment has been tested and found to comply with the limits for a Class B digital device, pursuant to part 15 of the FCC Rules. These limits are designed to provide reasonable protection against harmful interference in a residential installation. This equipment generates, uses and can radiate radio frequency energy and, if not installed and used in accordance with the instructions, may cause harmful interference to radio communications. However, there is no guarantee that interference will not occur in a particular installation. If this equipment does cause harmful interference to radio or television reception, which can be determined by turning the equipment off and on, the user is encouraged to try to correct the interference by one or more of the following measures:

- Reorient or relocate the receiving antenna.
- Increase the separation between the equipment and receiver.
- Connect the equipment into an outlet on a circuit different from that to which the receiver is connected.
- Consult the dealer or an experienced radio/TV technician for help.

Any changes or modifications not expressly approved by the manufacturer could void the user's authority to operate the equipment. CAN ICES-005 (B).

## **LIMITED WARRANTY**

This product is warranted to be free from defects in workmanship and materials for up to two years from date of purchase. If the product fails within the warranty period, please contact Feit Electric at [info@feit.com](mailto:info@feit.com), visit [feit.com/contact-us](http://feit.com/contact-us) or call 1-866-326-BULB (2852) for instructions on replacement or refund. REPLACEMENT OR REFUND IS YOUR SOLE REMEDY. EXCEPT TO THE EXTENT PROHIBITED BY APPLICABLE LAW, ANY

IMPLIED WARRANTIES ARE LIMITED IN DURATION TO THE DURATION OF THIS WARRANTY. LIABILITY FOR INCIDENTAL OR CONSEQUENTIAL DAMAGES IS HEREBY EXPRESSLY EXCLUDED. Some states and provinces do not allow the exclusion of incidental or consequential damages, so the above limitation or exclusion may not apply to you. This warranty gives you specific legal rights, and you may also have other rights which vary from state to state or province to province.

## **FEIT ELECTRIC COMPANY**

- PICO RIVERA, CA, ÉTATS UNIS
- [800-543-3348](tel:800-543-3348)
- TELECOPIE [562-908-6360](tel:562-908-6360)

- [www.feit.com](http://www.feit.com)


## Distributed by:

- Costco Wholesale Corporation P.O. Box 34535
- Seattle, WA 98124-1535 USA
- 1-[800-774-2678](tel:8007742678)
- [www.costco.com](http://www.costco.com)
- MADE IN CHINA

## Frequently Asked Questions

- **Q: Can I use these string lights outdoors?**
  - A: Only if marked suitable for indoor or outdoor use. Always connect to a GFCI outlet for outdoor use.
- **Q: What type of light bulbs should I use?**
  - A: Use only type S14, 1 Watt Max medium (E26) base lamp. Suitable for incandescent, CFL, or LED bulbs.

## Documents / Resources



[FEIT Electric 1603293 LED String Lights](#) [pdf] Installation Guide  
1603293 LED String Lights, 1603293, LED String Lights, String Lights, Lights

## References

- [FEIT Energy Saving Light Bulbs, Light Fixtures | CFL, LED & More](#)
- [FEIT Contact Us - Feit Electric](#)
- [Costco Welcome to Costco Wholesale](#)
- [Costco Inicio | Costco México](#)
- [FEIT Energy Saving Light Bulbs, Light Fixtures | CFL, LED & More](#)
- [User Manual](#)

[Manuals+](#), [Privacy Policy](#)

This website is an independent publication and is neither affiliated with nor endorsed by any of the trademark owners. The "Bluetooth®" word mark and logos are registered trademarks owned by Bluetooth SIG, Inc. The "Wi-Fi®" word mark and logos are registered trademarks owned by the Wi-Fi Alliance. Any use of these marks on this website does not imply any affiliation with or endorsement.