



FeinTech LTL00310E LED Desk Lamp with Clamp Base Instruction Manual

[Home](#) » [FeinTech](#) » FeinTech LTL00310E LED Desk Lamp with Clamp Base Instruction Manual 

FeinTech LTL00310E LED Desk Lamp with Clamp Base

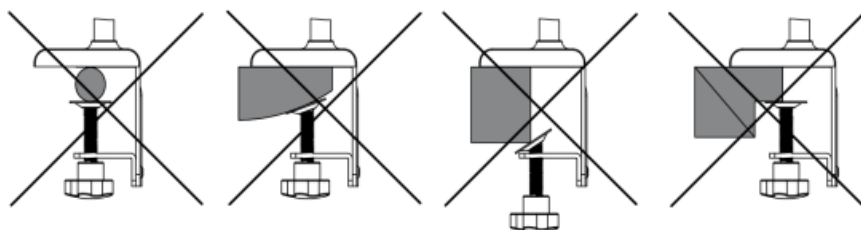


Contents

- [1 Safety Precaution](#)
- [2 Conditions Of Use And Safety Instructions](#)
- [3 Technical Data](#)
- [4 Installation And Operation](#)
- [5 Customer Support](#)
- [6 Documents / Resources](#)
 - [6.1 References](#)
- [7 Related Posts](#)

Safety Precaution

 **Do NOT mount the clamp in this way**



Conditions Of Use And Safety Instructions

- Attach the lamp to the desk as described here and avoid the displayed errors.
- To avoid damage from overheating, do not cover the lamp or the power supply. Do not install near a heat source!
- Avoid wetness and operation in very humid environments. Condensation after cooling may damage the lamp.
- Use only the supplied power supply to prevent possible damage or fire caused by overloading.
- We recommend unplugging the power supply unit if the light is not used for a long time. This saves maximum energy and increases safety. To avoid damage, do not pull on the cable.
- The LED modules have a long lifetime and are not interchangeable. Therefore, do not open the lamp.
- Adjust the lamp's gooseneck while holding it in the middle of the lamp unit. Avoid frequent and rigorous twisting to prevent damage.

Adjust the light unit so that you do not look directly into the bright light surface.

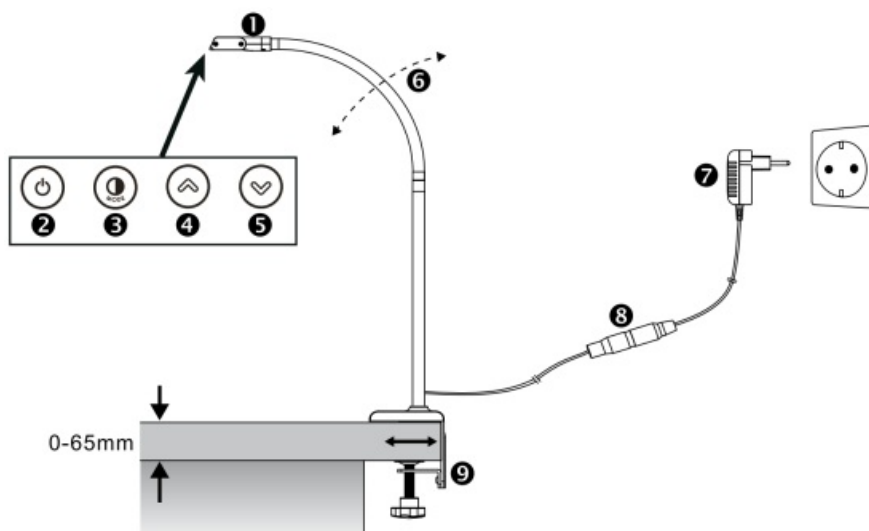
Technical Data

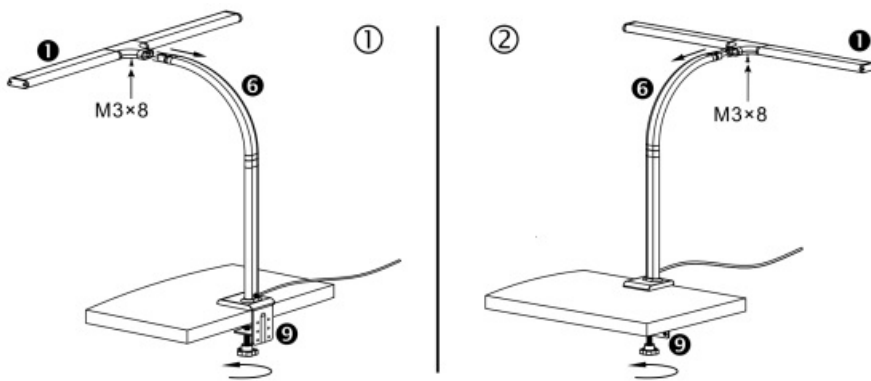
Model:	LTL00310E	LTL00320E (white) / LTL00321E (black)
brightness	1000 Lumen, 5-way dimmable	2400 Lumen, 5-way dimmable
correlated colour temperature CCT	3000 – 6500 K switchable	3000 – 6500 K switchable
power supply (adaptor included)	20 V DC / 0.37 A	10 V DC / 1.8 A
power consumption Pon	7 W	16 W
standby power consumption P _{sb}	0.15 W	0.11 W
weight	1.3 kg	1.6 kg
size (W x D x H)	500 x 59 x 400–530 mm	800 x 59 x 540–650 mm
This product contains a light source of energy efficiency class D according to Regulation (EU) No 2019/2015 (01.09.2021). The lamps cannot be replaced in the luminaire.		

Installation And Operation

- Attach the supplied clamp **9** to a table top up to 65 mm thick. Ensure secure fastening!
- Insert the light unit **1** into the holder **6**. You can mount the light unit as in **1** or **2**. Push the lamp head in firmly and deep enough so that the screw thread is visible through the screw hole. Sometimes you have to push hard. Fasten both parts with the supplied screw and the Allen key.
- Plug the 2-piece power cable **8** together and then insert the power supply unit **7**. The luminaire can now be switched on via **2**.
- Adjust the brightness in 5 steps by tipping the up **4** or **5** down key. The light colour can be set in 4 steps via **3**. The last setting remains stored and will be used the next time it is switched on.

LED desk lamp





Trouble shooting

No function? Make sure that the lamp head and also the plugs of the power supply unit and connecting cable are correctly plugged in.

The lamp head must be fastened with the provided screw. Check the cable for possible defects. Make sure that neither humidity nor extreme temperatures cause the problem. Contact your dealer or FeinTech if you suspect a defect.

After-sales service

Contact your dealer or FeinTech if you have any questions about the application or problems after purchase. You can reach us via e-mail, Facebook or our website. Please do not send the device to your dealer or FeinTech without consulting them.

Environmentally friendly disposal

Your product is designed and manufactured with high quality materials and components that can be recycled and reused.



This symbol means that this product cannot be thrown away with other waste in regular household waste. For proper treatment, recovery and recycling, please take this product to designated collection points where it will be accepted free of charge. Alternatively, in some countries you can return the product to your local retailer. Electronic waste is collected separately. Check with your local municipality for the local collection system for electrical and electronic products and rechargeable batteries.

Declaration of conformity


CE We hereby declare that this product complies with the legal requirements, in particular EU Directives 2014/35/EU LVD, 2014/30/ EU EMC, 2009/125/EU ERP, 2011/65/EU + Commission Delegated Directive (EU) 2015/863/EU RoHS 3. You can obtain a complete declaration of conformity at <http://feintech.eu/ce>

Customer Support

FeinTech is a registered trademark of Spreewald Kommunikationstechnik GmbH • www.feintech.eu
Radensdorfer Hauptstr. 45 a • 15907 Lübben (Spreewald) • Germany • info@feintech.eu • +49 3546 239 8855



Documents / Resources



[FeinTech LTL00310E LED Desk Lamp with Clamp Base](#) [pdf] Instruction Manual
LTL00310E, LTL00320E, LTL00321E, LTL00310E LED Desk Lamp with Clamp Base, LTL00310
E, LED Desk Lamp with Clamp Base, Lamp with Clamp Base, Clamp Base

References

- [Fe CE Konformitätserklärungen - FeinTech](#)
- [FeinTech – Dein Technik-Spezialist für HDMI, Audio & Büro-Lösungen](#)
- [User Manual](#)

Manuals+, Privacy Policy

This website is an independent publication and is neither affiliated with nor endorsed by any of the trademark owners. The "Bluetooth®" word mark and logos are registered trademarks owned by Bluetooth SIG, Inc. The "Wi-Fi®" word mark and logos are registered trademarks owned by the Wi-Fi Alliance. Any use of these marks on this website does not imply any affiliation with or endorsement.