



Featherlite ENZO High Back Mesh Chair User Manual

[Home](#) » [Featherlite](#) » Featherlite ENZO High Back Mesh Chair User Manual 

Featherlite ENZO High Back Mesh

Chair User Manual

Featherlite®



ENZO HB

- ▶ **WARRANTY CARD (Register Now)**
- ▶ **ASSEMBLY INSTRUCTIONS**
- ▶ **USER MANUAL**

Contents

1 PARTS


**2 Documents /
Resources**

3 Related Posts

PARTS



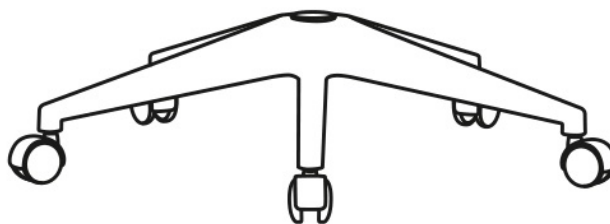
① Semi Assembled Chair (1x)



② Headrest (1x)



③ Gas-lift



④ Base



⑤ M6 x16 (2x)



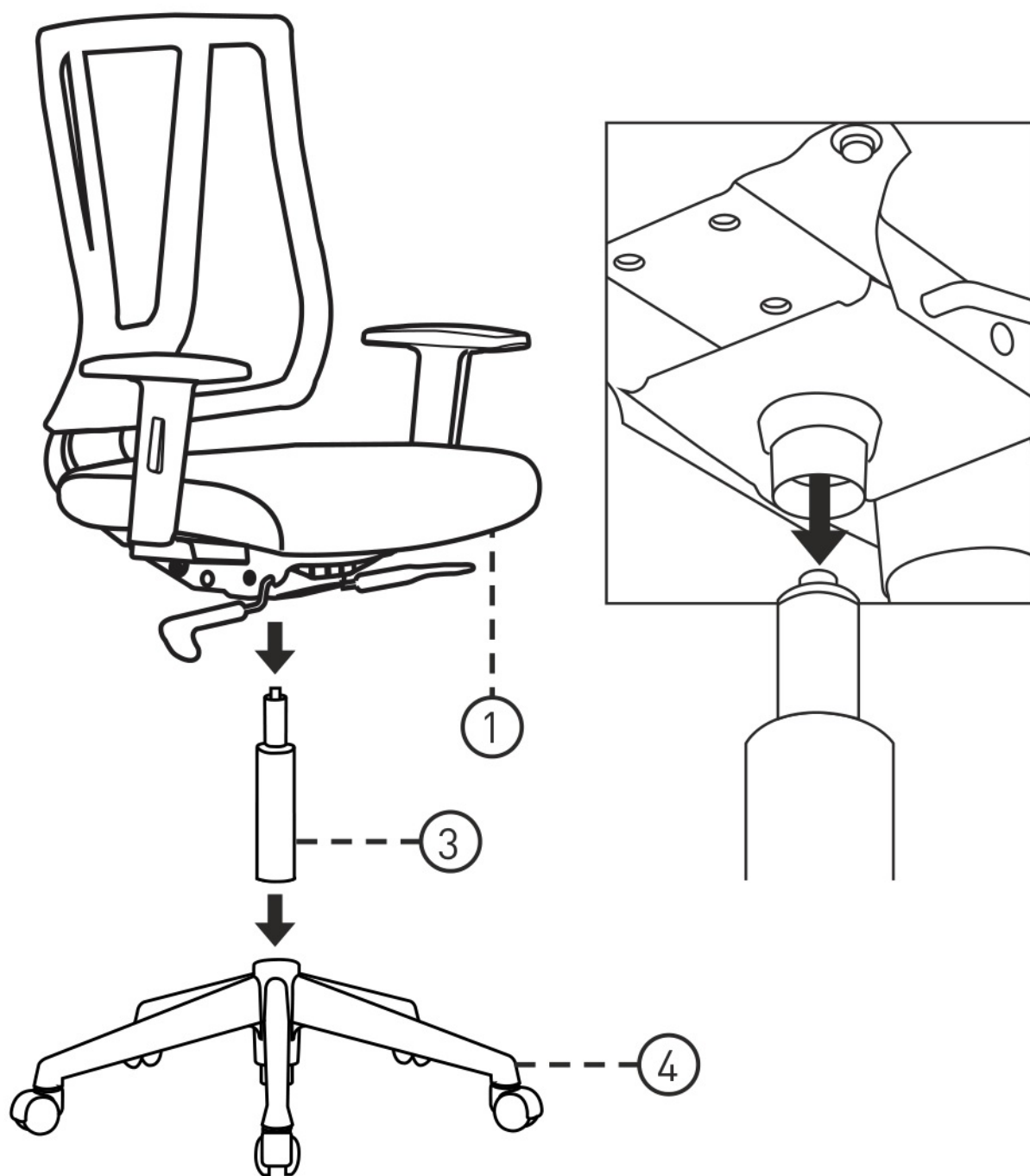
⑥ M6 Washer (2x)



⑦ Allen Key (1x)

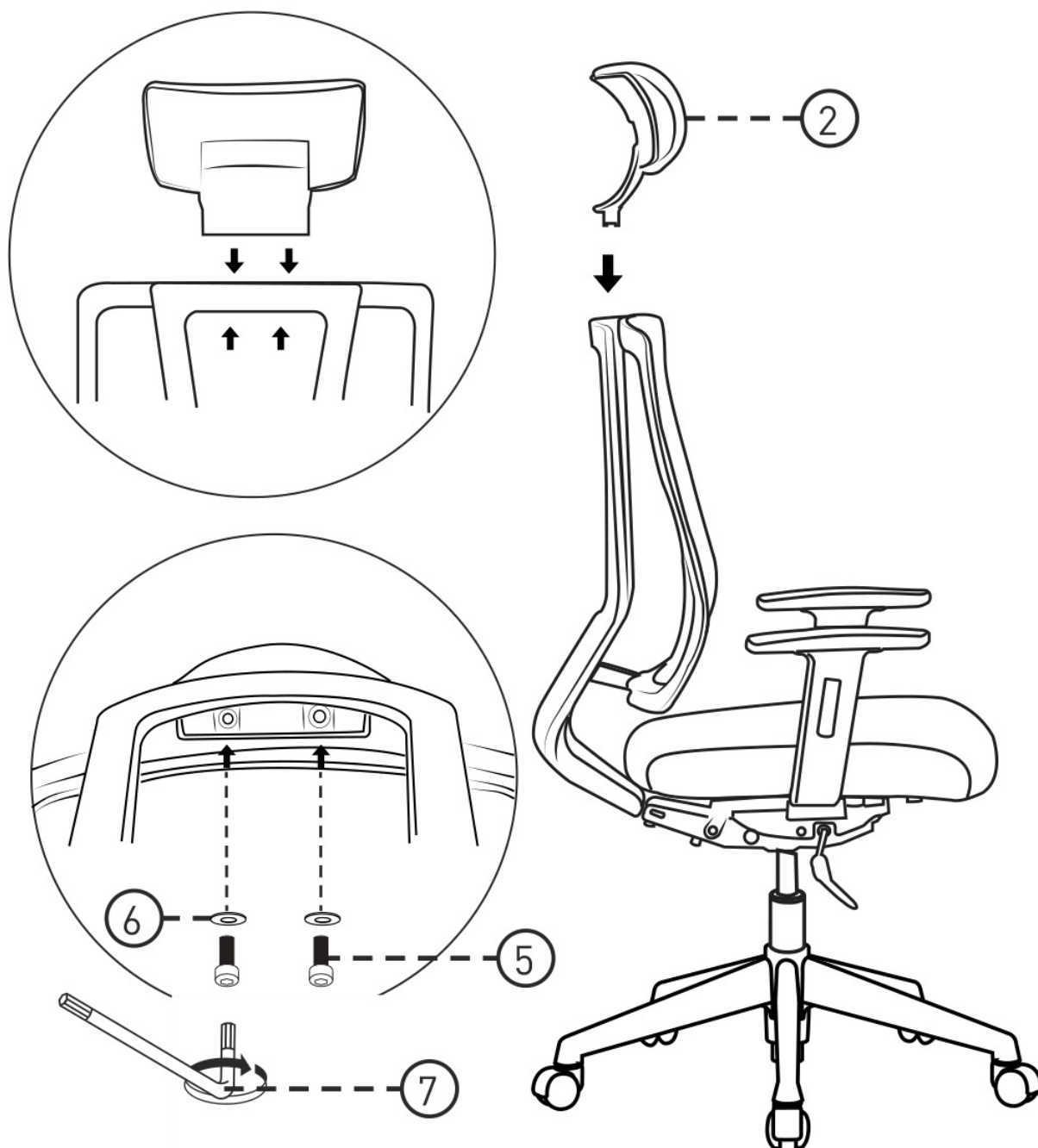
STEP 1

Fix Gas-Lift and Base



STEP 2

Fixing Headrest



USER MANUAL



Adjustable Arms
With Soft PU Padding




Seat Height
Adjustment Lever



Adjustable & Flexible
Headrest



MagnaFlex System



Self Calibrating
Multilock Mechanism



360 Swivel

ACTIVATE YOUR
3 YEAR
WARRANTY NOW



Register within 7 days after receiving the product to validate warranty

Scan the below QR code to register



OR

www.featherlitestore.com/register

Use the code **LOYAL** to get a **7.5% discount** on your next purchase on the official website.



080-4719-1010



[Featherlite ENZO High Back Mesh Chair](#) [pdf] User Manual
ENZO, High Back Mesh Chair, ENZO High Back Mesh Chair, Enzo HB