



FEABASK EH07 USB Headset with Microphone User Guide

[Home](#) » [FEABASK](#) » FEABASK EH07 USB Headset with Microphone User Guide 

Contents

- [1 FEABASK EH07 USB Headset with Microphone](#)
- [2 Product Information](#)
- [3 Package Contents](#)
- [4 Controls](#)
- [5 Mac Setup](#)
- [6 PC Setup](#)
- [7 3.5mm Jack Plug and Play](#)
- [8 How to get help when you have a problem](#)
- [9 Troubleshooting](#)
- [10 Manufacturer](#)
- [11 Documents / Resources](#)
- [12 Related Posts](#)

FEABASK

FEABASK EH07 USB Headset with Microphone




Product Information

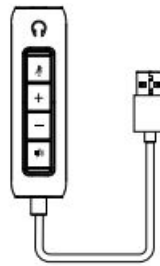
Model	EH
Package Contents	Use Manual, Leather earmuffs, USB Sound Card, Adjustable headband
Controls	1. Microphone mute switch 2. Headphone volume + 3. Headphone volume 4. Silence switch
Mac Setup	Apple Menu > System Preferences > Sound > Set default output and input to USB Audio Device
PC Setup	Control Panel > Sound > Set Default Playback and Recording to USB Audio Device
3.5mm Jack Plug and Play	Work with all .mm devices simply Solo hay que usar todos los dispositivos de , mm
How to get help when you have a problem	<p>Q: How can I hear my own voice in the headphone when I talk? A: Operate on the computer through the following steps: Setting – Control Panel – Hardware and Sound – Sound – Recording (Select connected headset, and then click the mouse on the right) – Listen (Check listen to this device)</p> <p>Q: How long is the cord? A: About .Feet</p> <p>Q: What should I do if the headset has an echo? A: If the headset has an echo, please don't worry, this can be solved. Please enhance the strength of the microphone in the settings on the computer and cancel the monitoring function on the computer</p>
Troubleshooting	Headset not working – Los auriculares no funcionan
Manufacturer	Dongguan Pengsheng Electronic Technology Co., Ltd
Address	No. , Haizi Road, Shipai Town, Dongguan City, Guangdong Province
Customer Service	-month warranty Lifetime technical support Respond within 24 hours to exclusive after-sales service

Package Contents

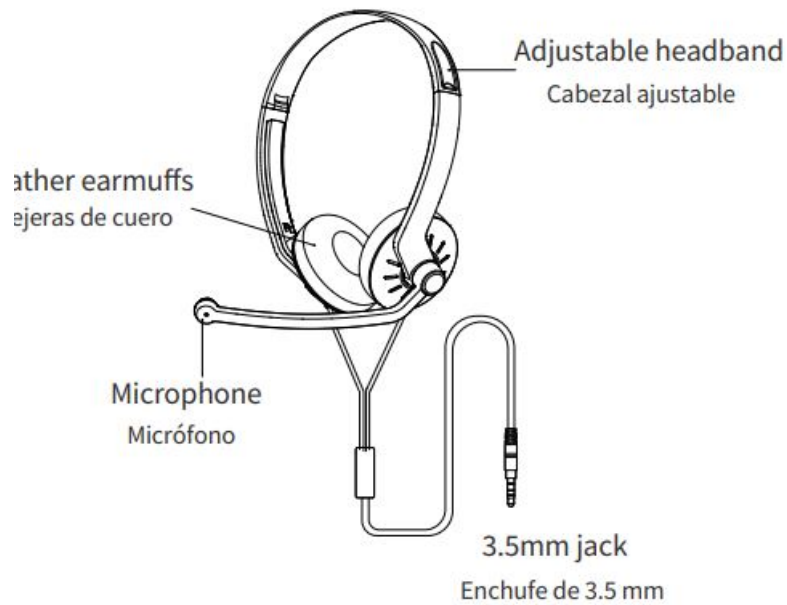
- Use Manual
- USB Sound Card
- Leather earmuffs
- Adjustable headband
- Microphone
- 3.5 mm jack



Use Manual
Instrucciones de uso

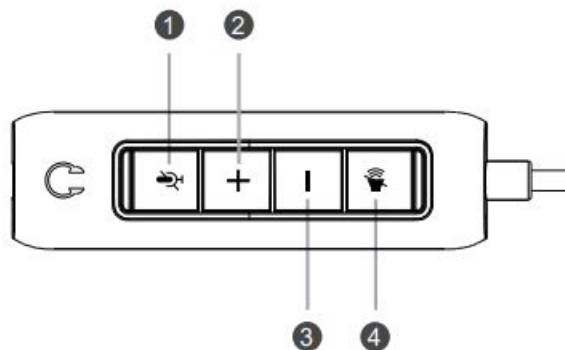


USB Sound Card
Tarjeta de sonido USB



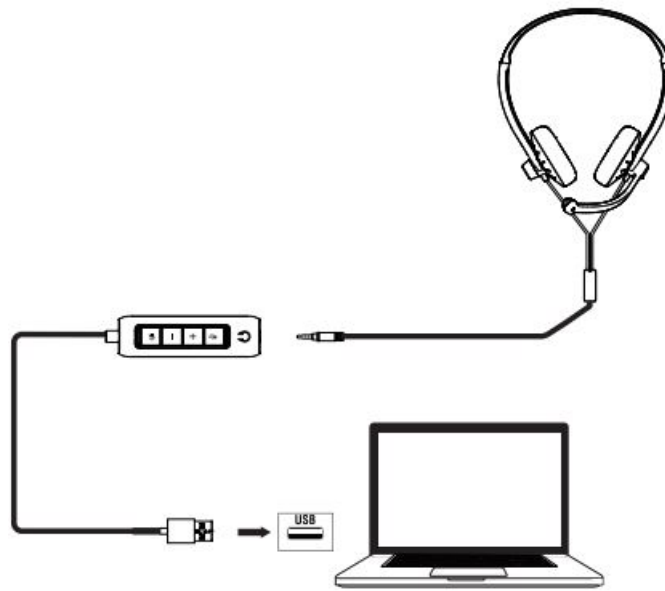
Controls

1. Microphone mute switch
2. Headphone volume +
3. Headphone volume -
4. Silence switch



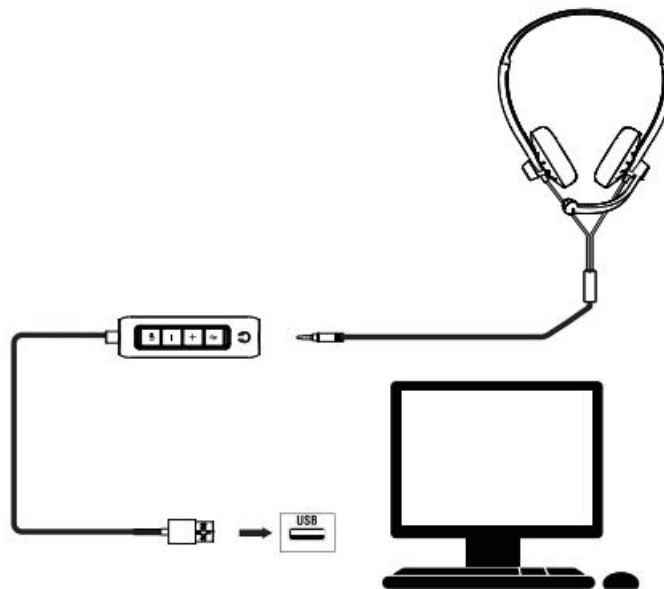
Mac Setup

Apple Menu>System Preferences>Sound>Set default output and input to “USB Audio Device”



PC Setup

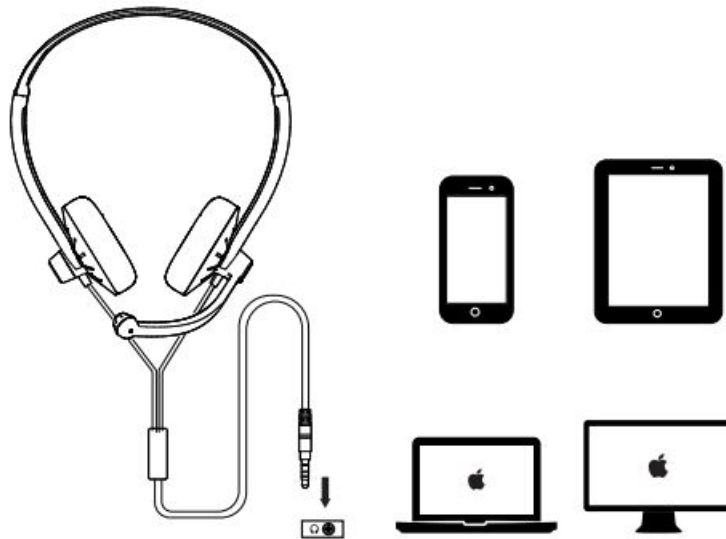
Control Panel>Sound>Set Default Playback and Recording to “USB Audio Device”



3.5mm Jack Plug and Play

Work with all 3.5 mm devices simply

NOTE: An Headset Splitter Cable connection is required for the microphone to work with the computer when only using a 3.5mm jack; Connecting a USB sound card to a computer microphone can work properly without the need Headset Splitter Cable



How to get help when you have a problem

Q How can I hear my own voice in the headphone when I talk

A Operate on the computer through the following steps:

- Setting
- Control Panel
- Hardware and Sound
- Sound-Recording (Select connected headset, and then click the mouse on the right)
- Listen (Check listen to this device)

Q How long is the cord?

A About 5.6 Feet

Q What should I do if the headset has an echo

A If the headset has an echo, please don't worry, this can be solved. Please enhance the strength of the microphone in the settings on the computer and cancel the monitoring function on the computer

Troubleshooting



Headset not working

- Confirm that the Headset is plugged firmly into the Audio Control Unit
- Check the connection between the headset and the device interface, connect directly to the device, do not use an adapter cable.
- In your application and operating system, check the volume and microphone settings.
- Restart your application

Manufacturer

Address: No. 12, Haizi Road, Shipai Town, Dongguan City, Guangdong Province Dongguan Pengsheng Electronic Technology Co., Ltd



Made in China

Customer Service



12-month warranty



Lifetime technical support



Respond within 24 hours



1 to 1 exclusive after-sales service

Documents / Resources



[FEABASK EH07 USB Headset with Microphone](#) [pdf] User Guide

EH07, EH07 USB Headset with Microphone, USB Headset with Microphone, Headset with Microphone, Microphone

[Manuals+](#)