




## faytech i3 Touch PC User Manual

[Home](#) » [faytech](#) » faytech i3 Touch PC User Manual 

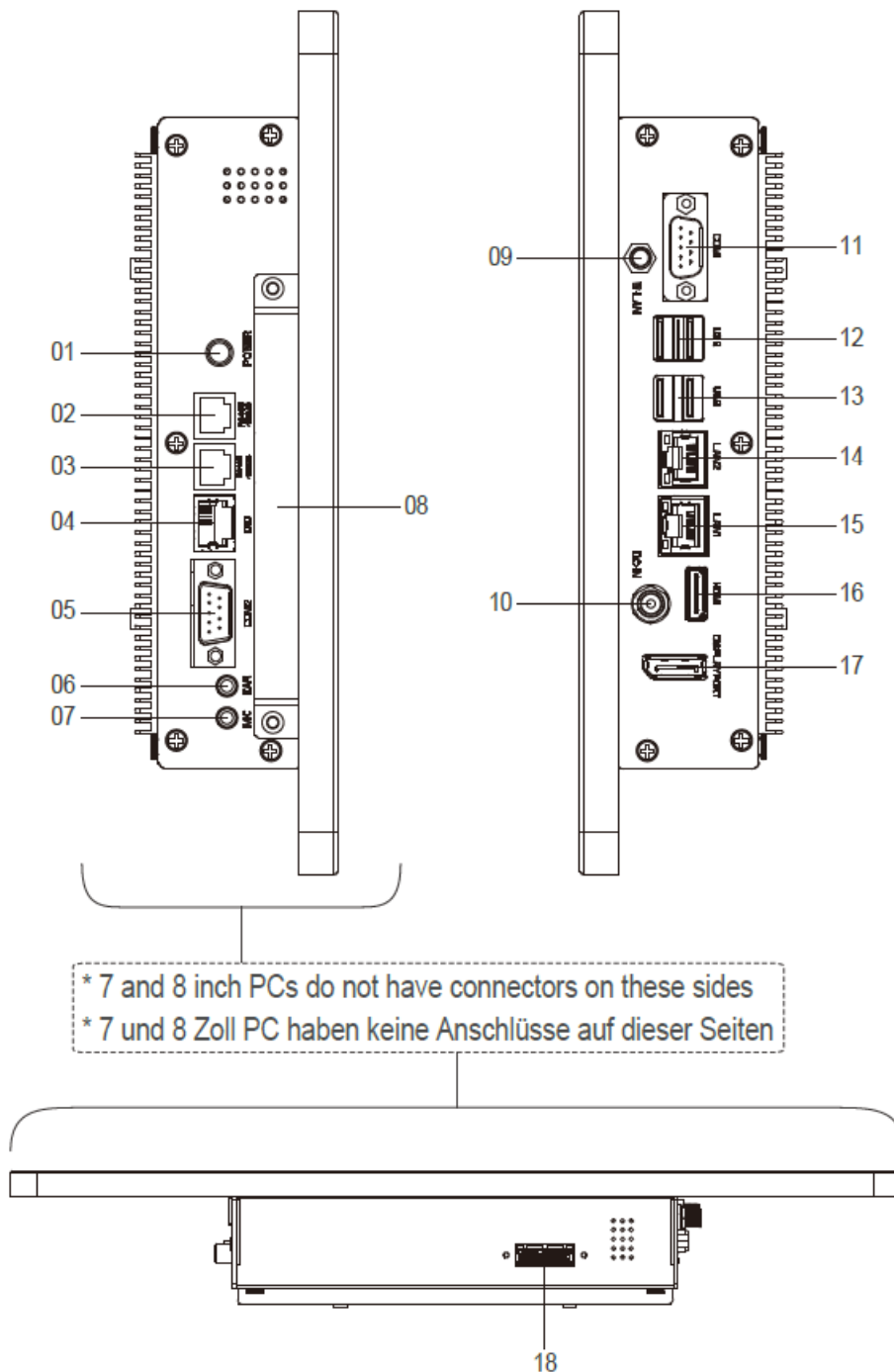
### Contents

- 1 faytech i3 Touch PC
- 2 COMPONENTS
- 3 Commissioning and Installation
- 4 Troubleshooting
- 5 Technical Details
- 6 WARRANTY
- 7 TROUBLESHOOTING
- 8 CONTACT/RMA-SERVICE
- 9 GENERAL WARNING
- 10 Declaration of Conformity
- 11 Documents / Resources
  - 11.1 References
- 12 Related Posts



**faytech i3 Touch PC**

## COMPONENTS



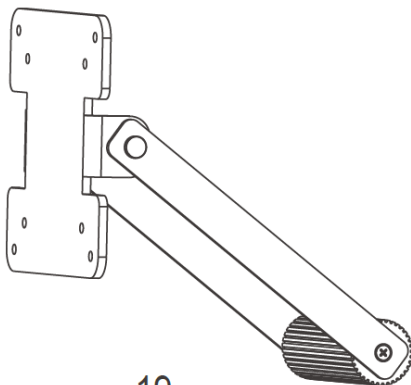
### 7" – 27" Capacitive Touch PCs

#### External Connectors:

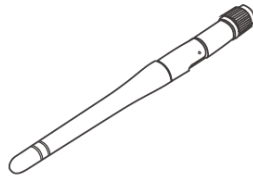
1. Power button
2. COM3 (RS232/RS485 Switchable in BIOS)
3. COM4 (RS232/RS485 Switchable in BIOS)
4. GPIO
5. COM2
6. Ear-Out
7. Mic-In

8. SSD slot / SIM-Card slot
9. W-LAN antenna connector (screwable)
10. 12V DC-In (screwable)
11. COM1
12. USB 3.0 / USB 3.0
13. USB 3.0 / USB 3.0
14. 10/100/1000Mbit network interface
15. 10/100/1000Mbit network interface
16. HDMI
17. DisplayPort
18. PCIe1

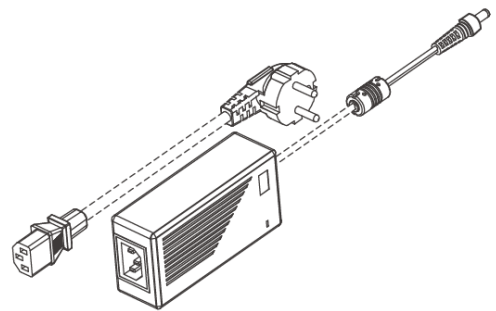
#### **Accessories:**



19



20



21

19. Stand (only for 10.1" – 27")
20. W-LAN Antenna
21. 100-240V ACDC switching power supply

## **Commissioning and Installation**

faytech offers you a well-engineered, high-quality PC hardware. For software installation, use and maintenance the respective user is responsible.

To start, simply connect your faytech Touch PC to the included AC adaptor or use an equivalent power 12V DC source. For all power information see individual product label.

## **Troubleshooting**

If you encounter problems or ambiguities during the usage, please first refer to the detailed instruction manual (available under [www.faytech.com](http://www.faytech.com)). In case you are unable to resolve the issue this way please contact us directly.

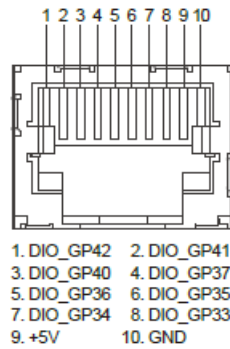
## **Technical Details**

Radio frequencies and transmission power

IEEE 802.11b/g/n: 2400-2483.5 MHz, 100 mW (20 dBm EIRP) IEEE 802.11a/n/ac: 5150-5350 MHz and 5470-5725 MHz, 200 mW (23 dBm EIRP)

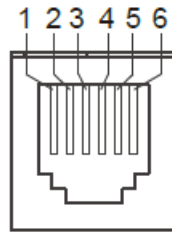
In the 5 GHz band for WLAN, the range from 5.15 GHz to 5.35 GHz is intended only for indoor use.

#### 04. GPIO



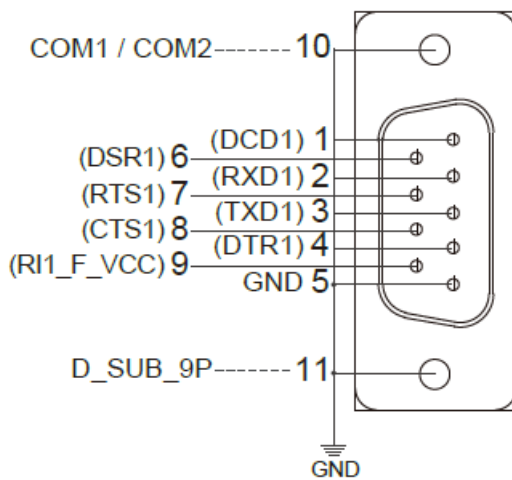
#### 03. COM3 / 02. COM4

##### Pin definition for COM3 / COM4



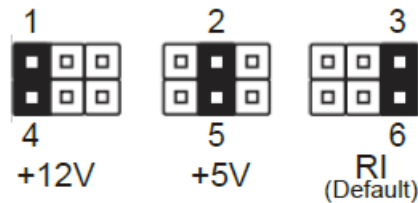
#### 11. COM1 / 05. COM2

##### Pin definition for COM1 / COM2



#### 11. COM1

COM1 - 12V/5V/RI options  
can be selected by the jumper  
of the mainboard



Not to print out the detailed manual saves 200ml water, 2g Co2 and 2g wood each page.

A detailed instruction manual can be found online on the website [www.faytech.com](http://www.faytech.com). We recommend reading the entire manual before initial operation. Additionally, related drivers can be downloaded from the website, at [www.faytech.com/downloads](http://www.faytech.com/downloads)

## WARRANTY

If your device has a defect within the warranty period, please contact faytech directly. The warranty period is 24 months.

## TROUBLESHOOTING

If there are any unclarities or problems in the usage of the product, please refer to the detailed instruction manual first (on [www.faytech.com](http://www.faytech.com)). If this does not help, please contact us directly.

## CONTACT/RMA-SERVICE

### Asia:

faytech Tech. Co., Ltd.

Fl. 2&3, Bldg. D, Hongmen Tech. Zone Jihua Rd., Bantian, Shenzhen

China 518129

**Europe:**

faytech AG Bischhäuser Aue 10 37213 Witzenhausen Germany

faytech AG – Technical Support:+49 5542 30374 30

faytech Tech. Co., Ltd. – Support: +86 755 8958 0612

Support E-Mail: [support@faytech.com](mailto:support@faytech.com)

Manufacturer-Website: [www.faytech.com](http://www.faytech.com)

If there is a defect, you can request an RMA number (Return Merchandise Authorization) at [support@faytech.com](mailto:support@faytech.com). For further information please check the detailed instruction manual.

## GENERAL WARNING

Never open the unit. If you notice a burning smell or hear the device making unusual sounds, please disconnect it immediately from the power source. To clean the unit, please turn off the device first, then clean it very gently with a dry, soft cloth.

## Declaration of Conformity

faytech AG hereby declares that the device complies with the essential requirements and other relevant provisions of Directives 2014/53/EU and 2011/65/EU. The long version of the CE Declaration of Conformity can be found at: [www.faytech.com/ce](http://www.faytech.com/ce)

## Documents / Resources



[faytech i3 Touch PC](#) [pdf] User Manual  
i3 Touch PC, i3, Touch PC, i5, i7

## References

- [www.faytech.com](http://www.faytech.com)
- [fay Industrial touch panel pc | Touch Monitors and PCs | faytech](#)
- [fay Downloads | 3D Models | faytech](#)
- [fay Downloads | 3D Models | faytech](#)