



FAQs 4G Camera how to Connect WIFI? User Manual

[Home](#) » [FAQs](#) » FAQs 4G Camera how to Connect WIFI? User Manual 

Contents

- [1 FAQs 4G Camera how to Connect WIFI?](#)
- [2 Documents / Resources](#)
- [3 Related Posts](#)

FAQs 4G Camera how to Connect WIFI?

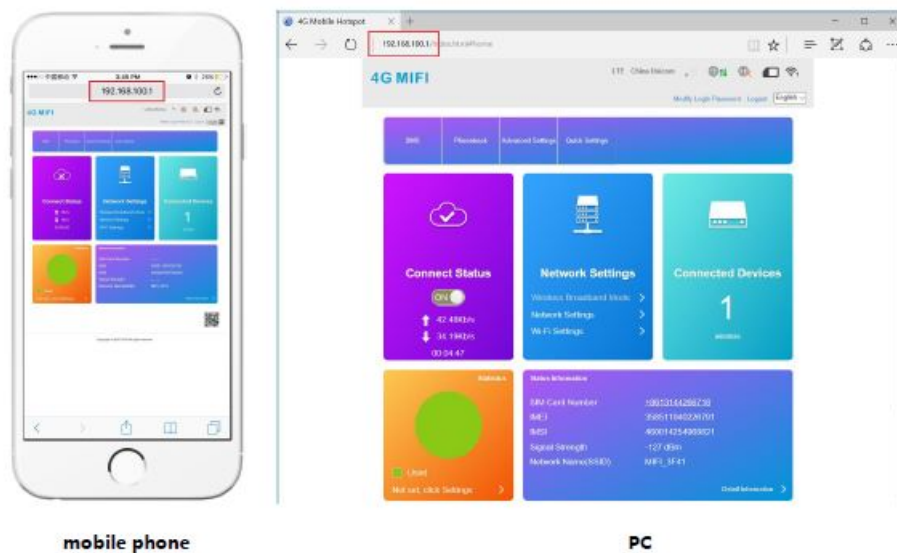


Q: 4G camera how to connect WIFI?

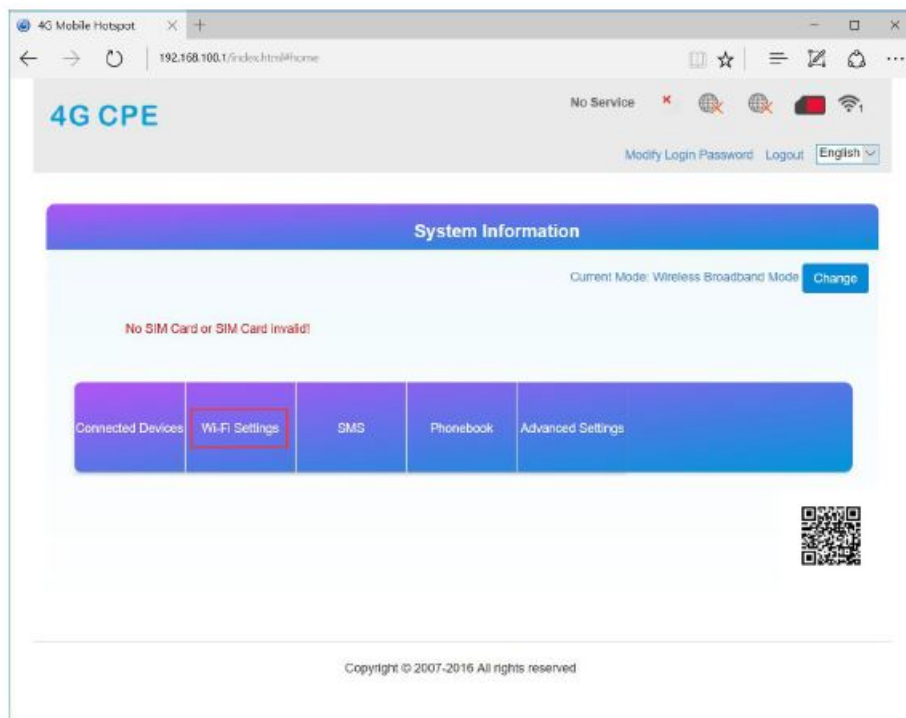
R: First, you can not configure the 4G camera's WIFI via the phone APP – "WIFI settings".



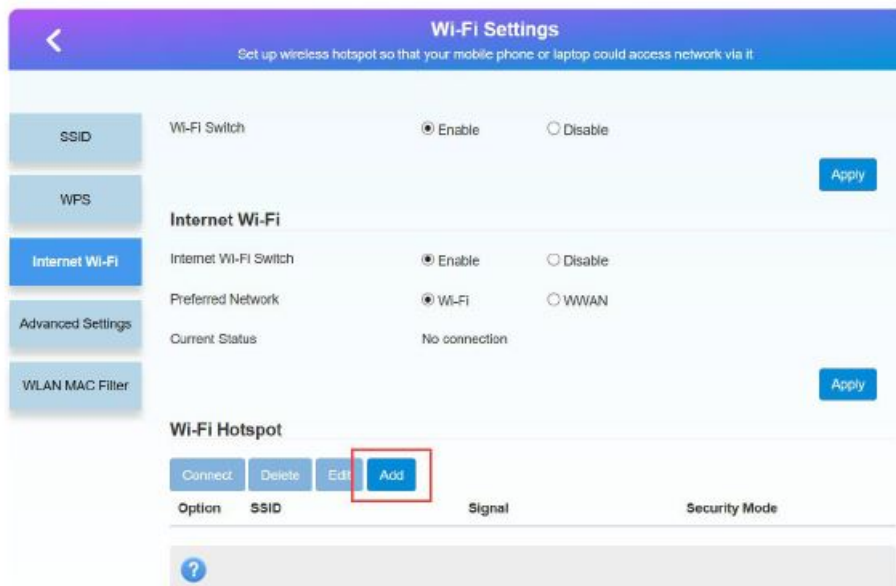
Need to configure the WIFI through the 4G MIFI page as shown below, if you do not know enter this page, please read the document **“1- You need to know something first in the 4G camera!”**



Enter **“WI-FI Settings”** page



Then enter "Internet Wi-Fi" page, Click the "Add" button to add WIFI.



Select the WIFI and enter the WIFI password, then click "Apply".

Select the WIFI and enter the WIFI password, then click*Apply*.

SSID

WPS

Internet Wi-Fi

Advanced Settings

WLAN MAC Filter

Wi-Fi Switch

☒ Enable
 ☐ Disable

Apply

Add Wi-Fi Hotspot

Network Name(SSID) *

SNOCAM

Security Mode

WPA-PSK/WPA2-PSK

WPA Algorithms

☐ TKIP
 ☐ AES
 ☒ AUTO

Pass Phrase *

☐ Display Password

Refresh

Apply

Back

	SSID	Signal	Security Mode
<input checked="" type="radio"/>	SNOCAM		WPA-PSK/WPA2-PSK
<input type="radio"/>	ChinaNet-uR56		WPA-PSK/WPA2-PSK
<input type="radio"/>	LHYK		WPA-PSK/WPA2-PSK

Show **“WIFI is connected”** and the above icon indicates the connection WIFI mode.

4G Mobile Hotspot

192.168.100.1/index.html#ap_station

4G CPE

No Service

☒ 4G
 ☐ 3G
 ☐ 2G
 ☐ 1G

[Modify Login Password](#)
[Logout](#)

English

Wi-Fi Settings

Set up wireless hotspot so that your mobile phone or laptop could access network via it

SSID

WPS

Internet Wi-Fi

Advanced Settings

WLAN MAC Filter

Wi-Fi Switch

☒ Enable
 ☐ Disable

Apply

Internet Wi-Fi

Internet Wi-Fi Switch

☒ Enable
 ☐ Disable

Preferred Network

☒ Wi-Fi
 ☐ WWAN

Current Status

Wi-Fi connected

Apply

Wi-Fi Hotspot

Disconnect

Delete

Edit

Add

Option	SSID	Signal	Security Mode
	SNOCAM		WPA-PSK/WPA2-PSK

Note:

When the WIFI is connected, 4G camera connect Internet via WIFI, if you want the 4G camera connect the Internet via the 4G SIM card, please select **“WWAN”**

SSID

WPS

Internet Wi-Fi

Advanced Settings

WLAN MAC Filter

Wi-Fi Switch
☒ Enable
☐ Disable

Internet Wi-Fi

Internet Wi-Fi Switch
☒ Enable
☐ Disable

Preferred Network
☐ Wi-Fi
☒ WWAN

Current Status
Wi-Fi connected

Apply

Apply

Wi-Fi Hotspot

Connect


Delete

Edit

Add

Option	SSID	Signal	Security Mode
<input type="radio"/>	SNOCAM		WPA-PSK/WPA2-PSK

Documents / Resources

	<p>FAQs 4G Camera how to Connect WIFI? [pdf] User Manual</p> <p>4G Camera how to Connect WIFI</p>
---	---