



Fanvil CS30 AI Meeting Box Omni Directional Microphone and Bluetooth Speaker User Manual

[Home](#) » [Fanvil](#) » Fanvil CS30 AI Meeting Box Omni Directional Microphone and Bluetooth Speaker User Manual



AI Meeting Box User Manual

Contents

- [1 Product introduction](#)
- [2 Instructions for use](#)
- [3 Frequently Asked Questions](#)
- [4 Documents / Resources](#)
- [5 Related Posts](#)

Product introduction

AI Meeting Box is an Omni-directional microphone and a Bluetooth speaker. It is used as a high-quality microphone and speaker for online meetings and is compatible with apps such as Zoom\Teams. Users can enjoy a clear remote conference experience anytime, anywhere.

Product introduction


Accessories List



Speakerphone

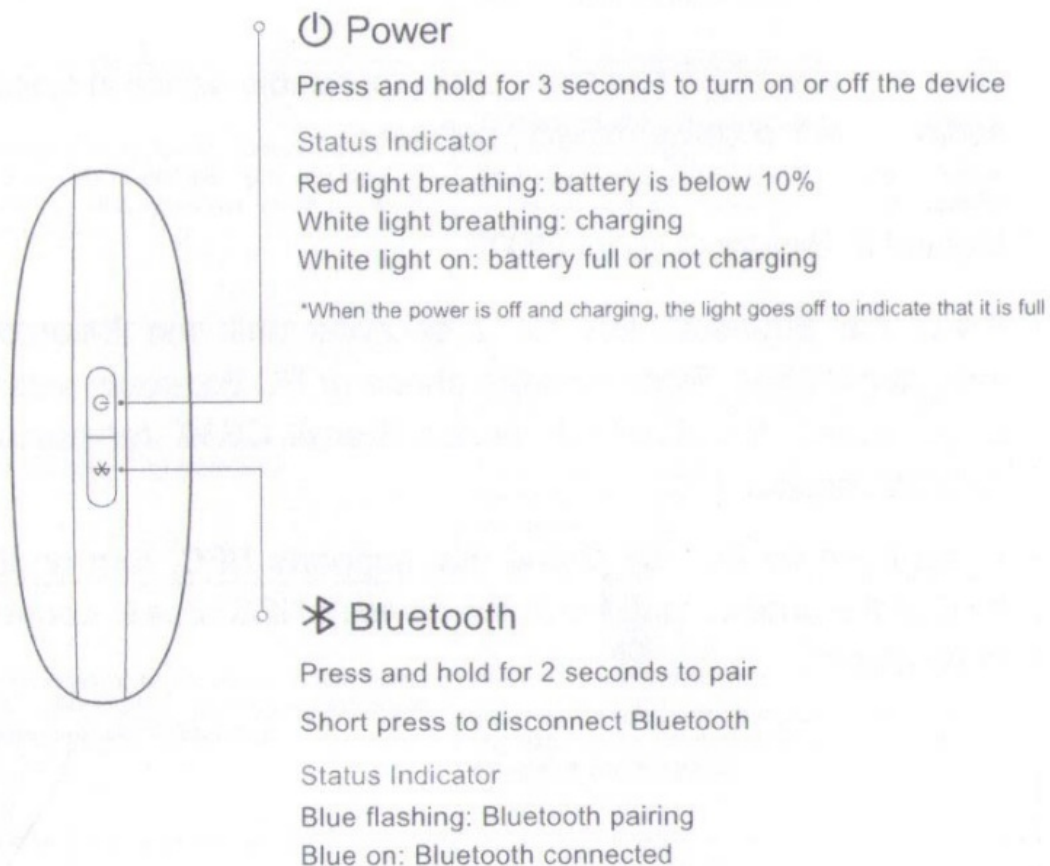
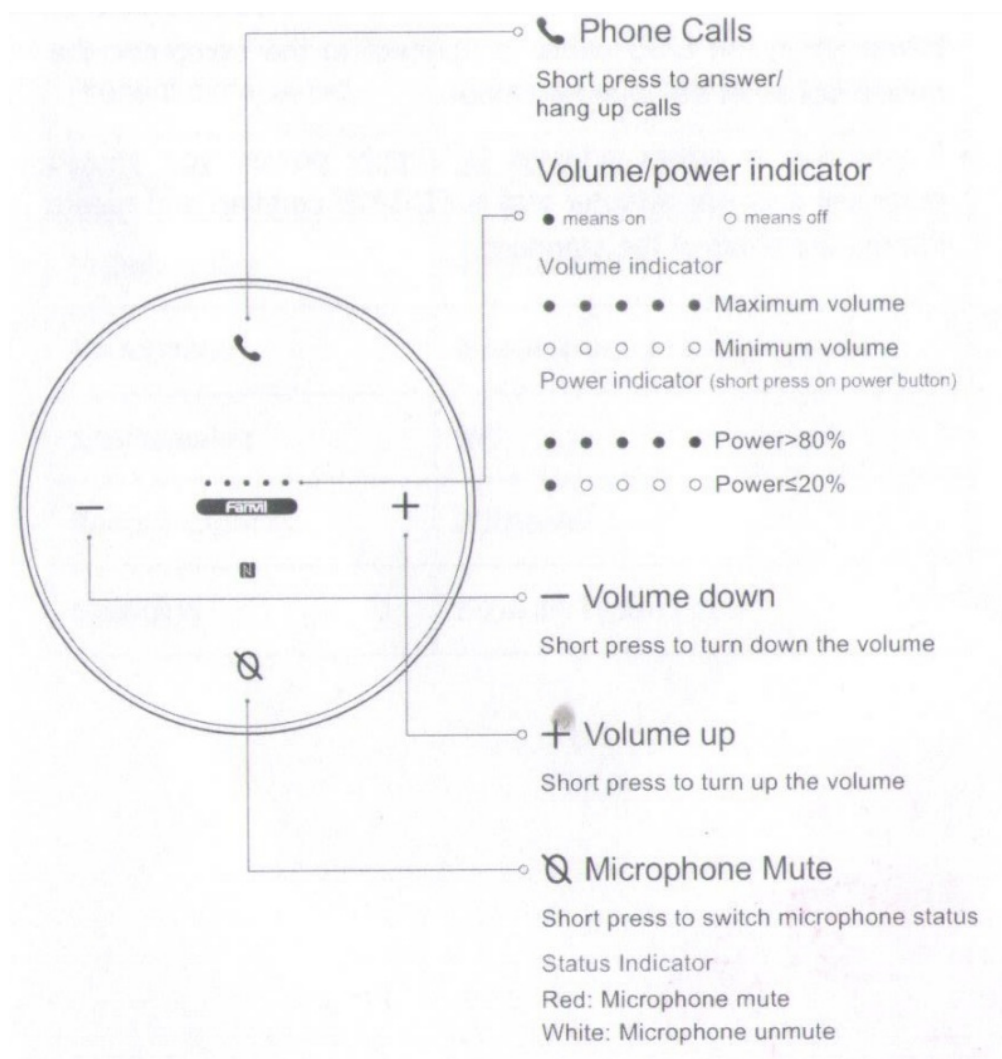


Instructions



Data cable

Buttons and lighting instructions



1. Device connection


- Method 1: USB connection
- Connect the device to the computer via the supplied USB cable. and when you hear a hinting tone, the connection is successful.
- Choose “Fanvil CS30” as the input/output audio device in the system setting or in the online meeting software.
- Method 2: Bluetooth connection
- Press the Bluetooth key for 2 seconds until the Bluetooth indicator flashes. Then open the phone or PC Bluetooth setting and search the Bluetooth device “Fanvil CS30” for pairing. Click to connect.
- If you have an Android phone that supports NFC, turn on the NFC of the phone, and touch the device's NFC area to connect to Bluetooth.

Tip: The current version does not support OTG data cable directly connected to the phone.

2. Charging instructions

- Charging
- When using the USB cable to connect to the computer, the device will enter charging mode.
- If you use a power adapter to supply power, you should purchase a power adapter that is FCC/CE certified and meets the requirements of the standard.

Tip: Before using the device for the first time, it is recommended that charged for at least 1 hour to ensure sufficient power.

Product name	AI Meeting Box
Product model	CS30
Product dimensions	112.5mm x 112.5mm x 35.4mm
Bluetooth	Bluetooth V5.1
Pickup radius	4 meters/13 ft
Microphone	4 omnidirectional microphone
Loudspeaker	5W
Battery capacity	2000mAh
Charging	5V  2A Type-C port

Frequently Asked Questions

Questions	Suggestions
The volume is not synchronized when the device is connected to the phone by Bluetooth	<ol style="list-style-type: none"> 1. Confirm whether the phone supports Bluetooth sound synchronization, some Android phones do not support volume synchronization. 2. Some phone needs to open the volume setting permission in the system settings.
When the device is connected to the phone by Bluetooth, the ringtone of phone calls does not come out from the device	<ol style="list-style-type: none"> 1 Check whether the phone volume is turned on. or the volume is too low. 2. Check whether the device can speak normally 3. Choose audio input/output in the meeting software
No sound when the device is connected to Windows PC by Bluetooth	<ol style="list-style-type: none"> 1. It is recommended that when playing music select the speaker with the name "stereo" on Your PC. 2. It is recommended to choose the speaker with the name "hand free" for the audio output speaker during the call or meeting.
No sound when the device is connected to FaceTime/ Zoom/Teams/Google Hangouts etc. by Bluetooth	<ol style="list-style-type: none"> 1. Check whether the input /output of the calling software is properly set to "Fanvil CS30". 2. Check whether the computer audio driver is normal, it is recommended to restart the computer and try again.
No response when the device is connected to the computer using a USB	<ol style="list-style-type: none"> 1. Check whether the device is connected to the phone, please disconnect the connection first. and then use the cable to connect the device 2. Check whether the USB data cable is damaged. 3. Reboot the device and try again.

FCC Warning

This device complies with Part 15 of the FCC Rules. Operation is subject to the following two conditions:

1. This device may not cause harmful interference, and
2. this device must accept any interference received, including interference that may cause undesired operation.

NOTE 1: This equipment has been tested and found to comply with the limits for a Class B digital device, pursuant to part 15 of the FCC Rules. These limits are designed to provide reasonable protection against harmful interference in a residential installation. This equipment generates uses and can radiate radio frequency energy and, if not installed and used in accordance with the instructions, may cause harmful interference to radio communications. However, there is no guarantee that interference will not occur in a particular installation. If this equipment does cause harmful interference to radio or television reception, which can be determined by turning the equipment off and on, the user is encouraged to try to correct the interference by one or more of the following measures:

- Reorient or relocate the receiving antenna.
- Increase the separation between the equipment and receiver.
- Connect the equipment into an outlet on a circuit different from that to which the receiver is connected.
- Consult the dealer or an experienced radio/TV technician for help.


NOTE 2: Any changes or modifications to this unit not expressly approved by the party responsible for compliance could void the user's authority to operate the equipment. The device can be used in portable exposure conditions without restriction.

Brand Owner: Fanvil Technology Co. Ltd

Address: 10/F Block A, Dualshine Global Science Innovation Center. Hong long North 2nd Road, Baoan District,

Shenzhen. China

Documents / Resources

	<p>Fanvil CS30 AI Meeting Box Omni Directional Microphone and Bluetooth Speaker [pdf] User Manual</p> <p>CS30, 2APPZ-CS30, 2APPZCS30, AI Meeting Box Omni Directional Microphone and Bluetooth Speaker, CS30 AI Meeting Box Omni Directional Microphone and Bluetooth Speaker</p>
---	---

[Manuals+](#)