

Fanvil
CS20
Conferencing
Speakerphone



Fanvil CS20 Conferencing Speakerphone Owner's Manual

[Home](#) » [Fanvil](#) » Fanvil CS20 Conferencing Speakerphone Owner's Manual 

Contents

- [1 Fanvil CS20 Conferencing Speakerphone](#)
- [2 Specifications](#)
- [3 To charge](#)
- [4 To use](#)
- [5 Documents / Resources](#)
 - [5.1 References](#)
- [6 Related Posts](#)

Fanvil

Fanvil CS20 Conferencing Speakerphone

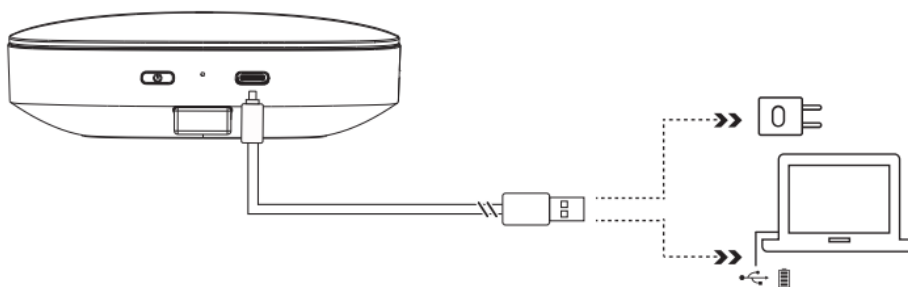


Specifications

- Product: CS20 Conferencing Speakerphone
- Language: English

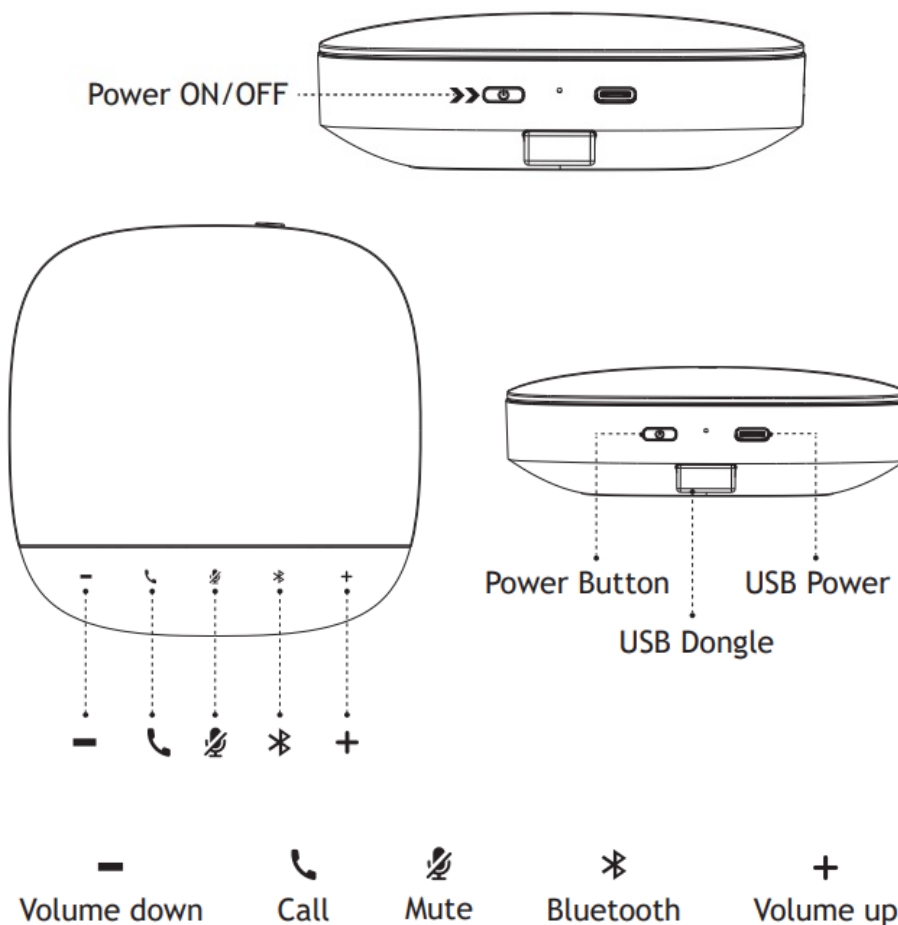
To charge

Connect the USB cable to a power adapter or a PC to charge the speakerphone.



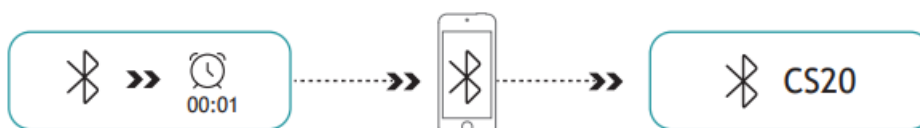
To use

Power ON/OFF: Hold Power button for 2s



Bluetooth pairing:

Hold Bluetooth button for 1s to enter pairing mode. Choose "Linkvil CS20" in the device discovery list on the PC or smartphone.



Email: sales@fanvil.com
Web: www.fanvil.com
Fanvil Technology Co., Ltd.

FAQs


Q: How do I know if the speakerphone is fully charged?

A: When the speakerphone is fully charged, the LED indicator will turn solid green.

Q: Can I use the speakerphone while it's charging?

A: Yes, you can use the speakerphone while it's charging.

Documents / Resources

	Fanvil CS20 Conferencing Speakerphone [pdf] Owner's Manual BTCS20, 2APPZ-BTCS20, 2APPZBTCS20, CS20 Conferencing Speakerphone, CS20, Conferencing Speakerphone, Speakerphone
---	--

References

-  [Fanvil Technology Co., Ltd](#)
- [User Manual](#)

[Manuals+](#), [Privacy Policy](#)

This website is an independent publication and is neither affiliated with nor endorsed by any of the trademark owners. The "Bluetooth®" word mark and logos are registered trademarks owned by Bluetooth SIG, Inc. The "Wi-Fi®" word mark and logos are registered trademarks owned by the Wi-Fi Alliance. Any use of these marks on this website does not imply any affiliation with or endorsement.