



FANTECH GP12 Revolver Vibration Wired Plug and Play Gaming Controller User Manual

[Home](#) » [fantech](#) » FANTECH GP12 Revolver Vibration Wired Plug and Play Gaming Controller User Manual 



FANTECH

GP12 Revolver Vibration Wired Plug and Play Gaming Controller
User Manual



**REVOLVER GP12
GAMING CONTROLLER**
What's included in the box

1. FANTECH REVOLVER GP12 Gaming Controller
2. User manual

System requirements

1. Operating systems: Windows XP/7/8/10. PS3 2.
2. USS 2.0/3.0 port

Contents

- [1 Instruction manual](#)
- [2 Technical specification](#)
- [3 Features](#)
- [4 How to connect](#)
- [5 Troubleshooting](#)
- [6 Operating conditions](#)
- [7 Documents / Resources](#)
- [8 Related Posts](#)

Instruction manual

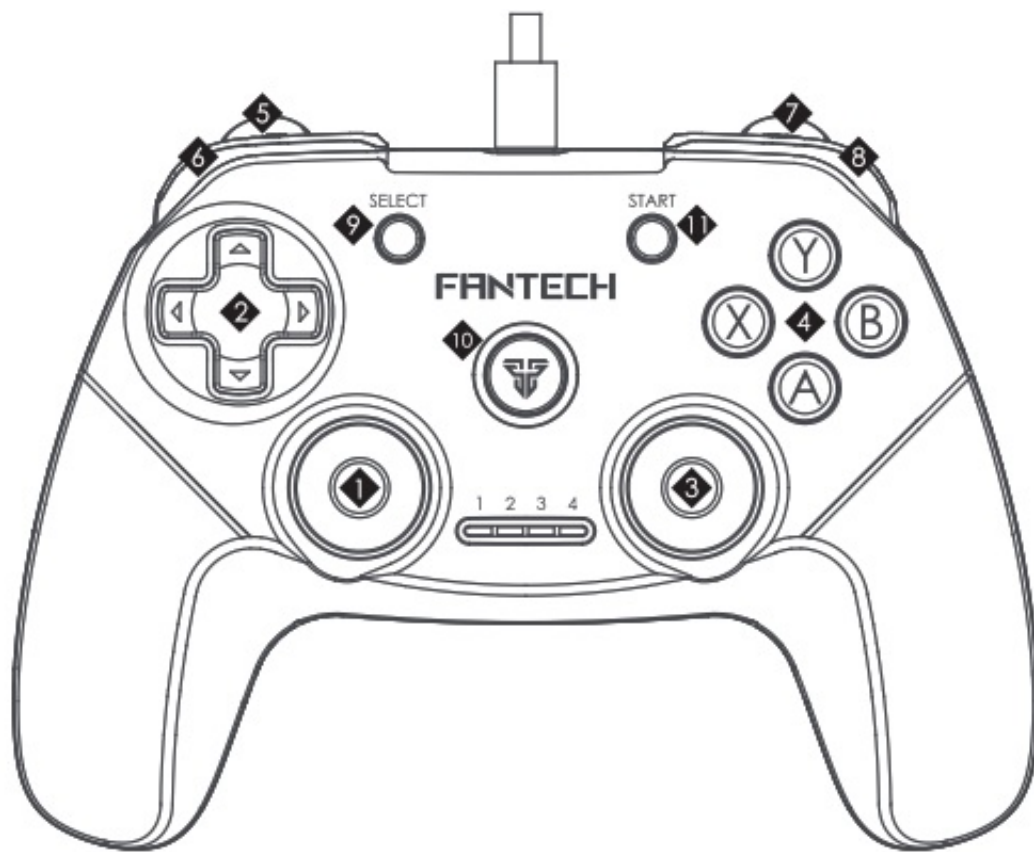
Monk you to purchasing Fontech REVOLVER GP12 Weed Gaming Centrolet.

This gonopod is an o pkg aid play device. but sane platforms games may need to install addrhonol software to make it function key active.

This gamepad supports PC i-settled with Windows XP/W1n7/WInEWWIn 10

Technical specification

- US\$ Wicked Gaming controller
- Buttons: 17 pcs
- Vision: Yes
- Coble length: l .03E4
- Weight: 70gr

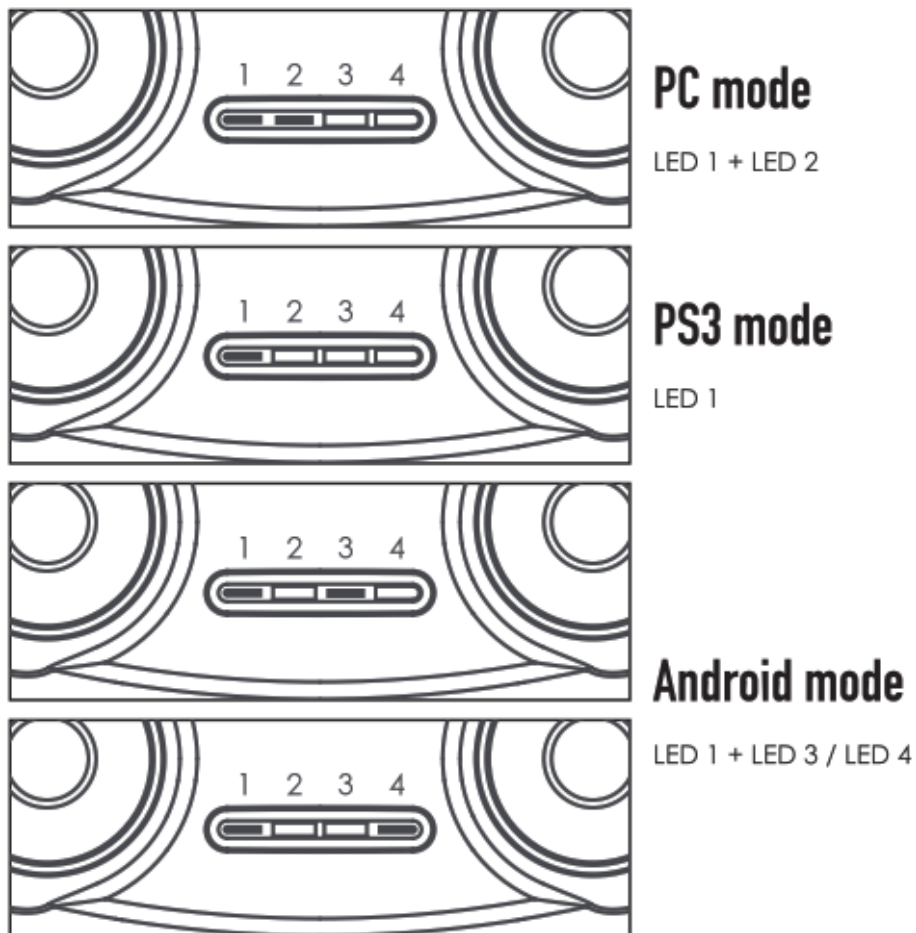


Features

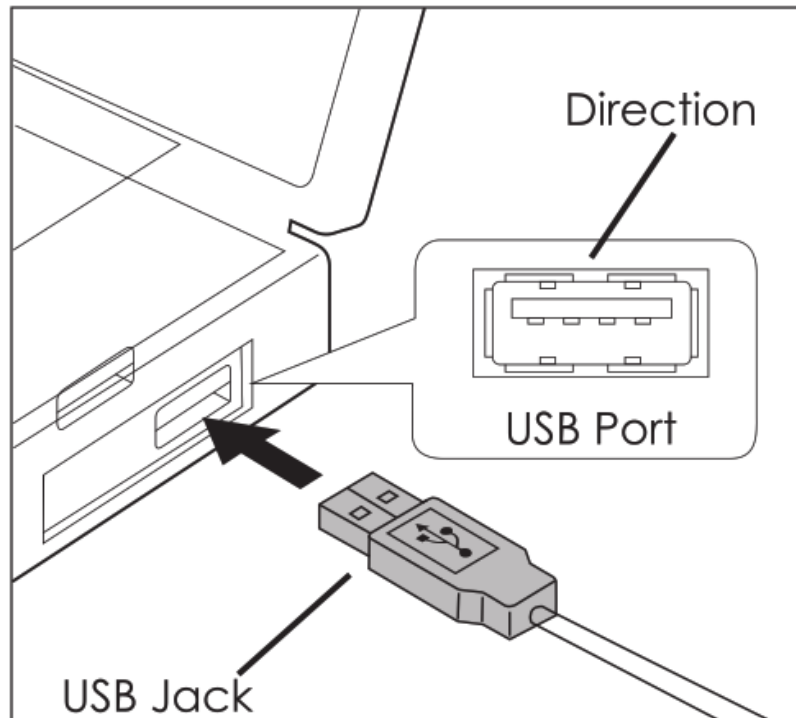
1. Left joystick
2. Directional pad
3. Right joystick
4. Action buttons
5. Left trigger
6. Left bumper
7. Right trigger
8. Right bumper
9. Select button
10. mode button
11. Start button

LED indicator

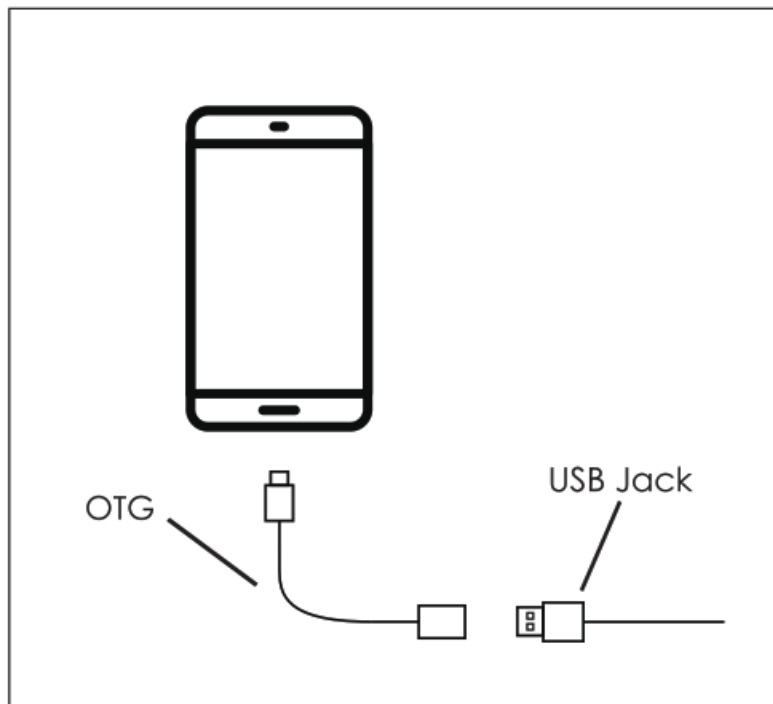
FANTECH REVOLVER GP12 LED Indicator divided into 3 mode



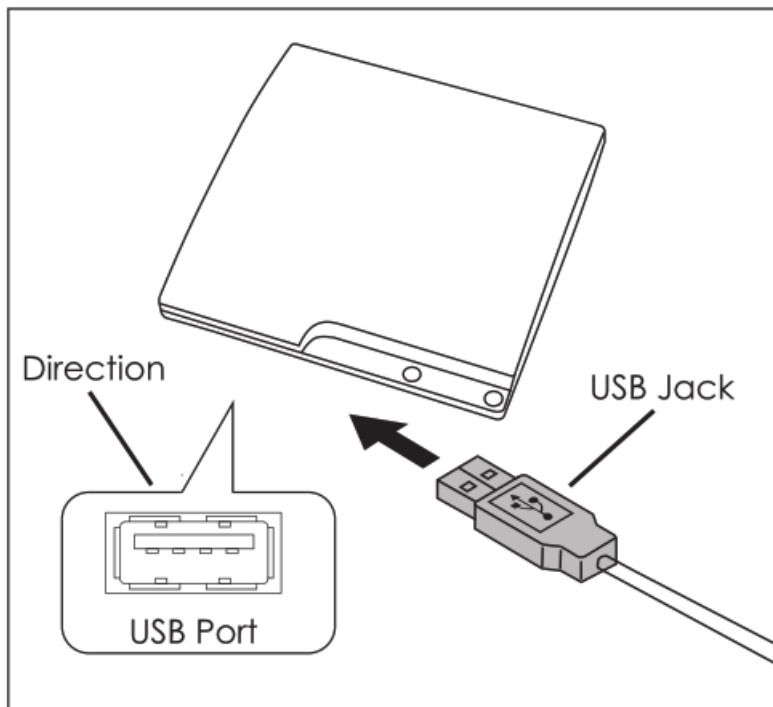
How to connect



Connect the gaming controller to your PC by inserting a USB jock into your PC US8 port.



Connect the gaming control to your Android devices by Inserting the USE jack via OTG (MG caw:alit:le device).



Connect the gaming controller to your P53 by inserting a USB jock into your P53 USB

Troubleshooting

A. Gamepad does not recognize/ not found/any response



- Check gamepad connection
- USB pal problem. mange another US8 port
- Gomepod diver was not Installed correctly. Please unplug and restart the computer. I. Garnet:0d now working in the game
- The game is not supporting a gamepad
- Gomepod was not set in the game setting C. No vitation
- The diver was not Installed correctly Game is not supporting vibration

Operating conditions

- 1. Operating temperature: -25C – 65Ce 10C .
- 2. Storage temperature: -40C – 70C t 10c
- 3. Operating humidity: 10- 9V.r,
- 4. Storage humidity: -5 – 95% rn



Documents / Resources

	<p>FANTECH GP12 Revolver Vibration Wired Plug and Play Gaming Controller [pdf] User Ma nual GP12, Revolver Vibration Wired Plug and Play Gaming Controller</p>
	<p>FANTECH GP12 Revolver Vibration Wired Plug and Play Gaming Controller [pdf] User Ma nual GP12, Revolver Vibration Wired Plug and Play Gaming Controller</p>