



Fancii ABIGAIL Transformable Travel Mirror Instruction Manual

[Home](#) » [fancii](#) » Fancii ABIGAIL Transformable Travel Mirror Instruction Manual 

Contents

- 1 Fancii ABIGAIL Transformable Travel Mirror
- 2 Product Usage Instructions
- 3 Warnings
- 4 ASSEMBLE
- 5 POWERING UP
- 6 STAY POWERED
- 7 CLEANING ABIGAIL
- 8 BATTERY DISPOSAL
- 9 Here To Help
- 10 LIGHT SETTING OPTIONS
- 11 Documents / Resources

fancii

Fancii ABIGAIL Transformable Travel Mirror



The ABIGAIL Rechargeable Foldable Travel Mirror is a versatile mirror designed for makeup and skincare application. It features three dimmable LED light settings, allowing you to choose from natural daylight, soft white, and neutral white to simulate any light environment. The mirror can be tilted, swiveled, and pivoted to help you look your best from every angle. It can be transformed into a full-sized vanity mirror for a better view or folded into a slim compact for easy storage and travel. The mirror is lightweight and rechargeable, making it convenient to carry with you wherever you go. It has a rechargeable battery that lasts up to 10 hours with a full charge, providing eco-friendly power for extended use. Please note that this product is not suitable as a toy for children, and cleaning and user maintenance should not be carried out by children without supervision.

Product Usage Instructions

1. **Light Settings:** The mirror offers three light setting options:

- **Natural Daylight (6000k):** Ideal for daytime makeup as it simulates natural daylight.
- **Soft White (3500k):** Perfect for night-time skincare routines to help ease you into sleep. This setting is free of blue light.
- **Neutral White (5000k):** Recommended for getting photo-ready with true neutral white light.

2. **Charging the Battery:**

1. Use the USB-C cord provided to charge the battery.
2. Attach the cord to the USB-C port located under the mirror.
3. Connect the other end of the cord to a power source.
4. The battery takes approximately 2.5 hours to fully charge.
5. The light beside the charging port will turn red while charging and green when fully charged.

3. **Cleaning:**

1. Use a glass cleaner or water on a microfiber cloth or squeegee to wipe the glass in circular motions to

avoid smears.

2. Wipe down the rest of the mirror with a slightly damp cloth.

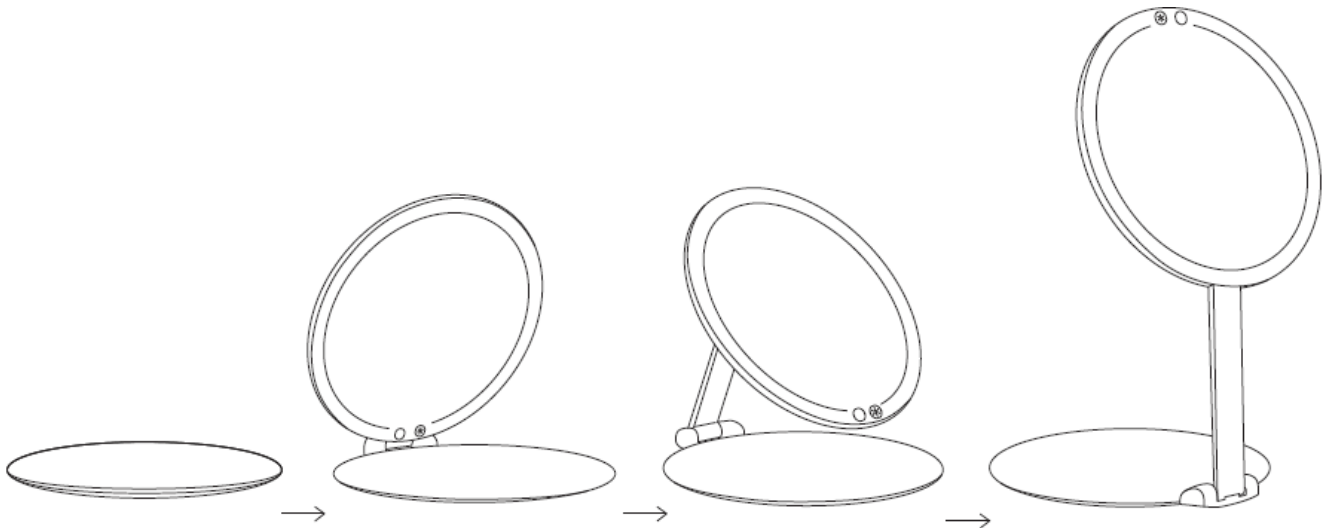
Warnings

- Keep this product away from young children and pets.
- This product contains glass and may shatter if dropped. Handle with care.
- Do not place the mirror in direct sunlight as the reflection could cause a fire.
- This mirror is not waterproof. Keep away from water to avoid electrical hazards.
- Use this mirror for its intended purpose only.
- Batteries should be recycled or disposed of according to state or local guidelines.



If you have any further questions or need assistance, please don't hesitate to contact us. We're here to help

ASSEMBLE

1. Gently unfold Abigail and tilt the mirror at an angle of 30°.
2. Adjust the height by flipping the mirror in an upwards motion for a higher view.
3. To close Abigail, simply flip the mirror back and fold the mirror into its original position.



POWERING UP

1. We recommend charging Abigail when you first receive it to ensure the battery is fully powered. Follow the instructions in the Stay Powered section to read how.
2. To turn on the LED lights, simply unfold the mirror. The LED lights will stay on while the mirror is open and will automatically shut off once the mirror touches the base or is folded shut again.
3. Abigail has three different LED light options. To cycle through the different light settings, tap the () button. Abigail will remember the last setting you used when you power it back on.
4. Holding down the (0) button will dim or brighten the light until you reach your desired brightness. The light is dimmable in every setting.
5. To continue using Abigail without the LED lights or to turn the light, simply tap on the () button again. We recommend you close the mirror and turn the power off when you're not using Abigail to save energy.

Note: The light will automatically turn after 30 minutes to conserve power

STAY POWERED

1. Use the USB-C cord to charge the battery.
2. Attach cord to USB-C port under Abigail and connect the other end to a power source. The battery takes approximately 2.5 hours to fully charge.
3. When charging, the light beside the charging port will turn red. When fully charged, it will turn green.

CLEANING ABIGAIL

1. Use a glass cleaner or water on a microfibre cloth or squeegee to wipe the glass in circular motions to avoid smears.
2. Wipe down the rest of the mirror with a slightly damp cloth.

WARNINGS

1. Keep this product away from young children and pets.
2. This product contains glass and may shatter if dropped. Handle with care.
3. Do not place the mirror in direct sunlight. The reflection of direct sunlight by the mirror could cause a fire.
4. This mirror is not waterproof. To protect against electrical hazards, keep away from water.
5. Use this mirror for its intended purpose.
6. Batteries should be recycled or disposed of as per state or local guidelines.

BATTERY DISPOSAL

Note: Opening and disassembling the device will void its warranty. The process is not reversible. This action must only be undertaken when the device is ready to be disposed of. All batteries should be recycled or disposed of as per state or local guidelines, and should not be thrown away in household waste. To remove the battery, you need to disassemble the unit and carefully extract the lithium battery. Wear gloves during this process for your safety. Do not dispose of it in a fire as the battery will likely explode and cause injury.

Here To Help

We pride ourselves on providing premium beauty tools which is why all of our products are backed by a 12-month warranty. If you have any questions or need further assistance, you can send us an email, connect with us on Live Chat or give us a call! Our friendly support team is here to help.

- 1 • 800 • 285 • 0183
- support@fancii.com.
- LIVE ONLINE CHATAT: fancii.com.

ABIGAIL Rechargeable Foldable Travel Mirror

THREE DIMMABLE LED LIGHT SETTINGS – Choose from natural daylight, soft white, and neutral white to simulate any light environment for optimal makeup and skincare application.

LOOK YOUR BEST FROM EVERY ANGLE – Tilt, swivel, and pivot to look your best from every angle. Transform

Abigail into a full-sized vanity mirror to get a better view of yourself comfortably, or fold the mirror into a slim compact to reduce space on your counter.

READY-TO-GO – Abigail folds into a flat, lightweight compact that is easy to carry with you wherever you go. Slip it easily into your tote bag, or travel luggage without taking too much space.

ECO-FRIENDLY POWER – Abigail is designed with a rechargeable battery that lasts up to 10 hours on a full charge. Not suitable as a toy for children Cleaning and user maintenance may not be carried out by children without supervision

LIGHT SETTING OPTIONS

- 1. Natural Daylight (6000k) – All-round ideal light for daytime makeup as it simulates natural daylight.
- 2. Soft White (3500k) – This warmer hue (free of blue light) is perfect for night-time skincare routines to help ease you into sleep.
- 3. Neutral White (5000k) – True neutral white (no red or blue hues), is recommended for getting photo-ready.

Documents / Resources

	<p>Fancii ABIGAIL Transformable Travel Mirror [pdf] Instruction Manual</p> <p>ABIGAIL Transformable Travel Mirror, ABIGAIL, Transformable Travel Mirror, Travel Mirror, Mirror</p>
---	--