



# FAME Ocean Verb Phaser and Analog Delay Guitar User Manual

[Home](#) » [Fame](#) » FAME Ocean Verb Phaser and Analog Delay Guitar User Manual 

## Contents

- 1 FAME Ocean Verb Phaser and Analog Delay Guitar
- 2 Product Information
- 3 Product Usage Instructions
- 4 Safety Instructions
- 5 Guarantee
- 6 Scope of Delivery
- 7 Intended use
- 8 Installation
- 9 Connections and Control Elements
- 10 Components and functions
- 11 Specifications
- 12 Troubleshooting
- 13 Cleaning
- 14 Documents / Resources
  - 14.1 References
- 15 Related Posts

# FAME

**FAME Ocean Verb Phaser and Analog Delay Guitar**



## Product Information

The Fame Ocean Verb is a high-quality audio effects device designed to change the sound of signals from musical instruments with electromagnetic pickups. It features a mix function, a 3-way toggle switch for tone decay adjustment, an input LED indicator, and true bypass functionality. The device operates on a DC 9V power supply and has a compact size of 36 x 75 x 26 mm, weighing 250 g. It is intended for indoor use only.

## Product Usage Instructions

1. Read the safety instructions carefully before connecting and operating the device.
2. Ensure that the device is operated by trained and competent users who are fully capable of handling it.
3. Connect the device using a 6.3 mm mono jack plug.
4. Adjust the mix function to control the intensity of the effect.
5. Use the 3-way toggle switch to adjust the tone decay of the effect.
6. Ensure that the DC 9V power supply is connected to the device with the correct polarity.
7. If there are any issues or malfunctions, refer to the troubleshooting section in the manual.
8. For cleaning, follow the cleaning instructions provided in the manual.
9. Dispose of the device responsibly according to environmental regulations.

Please refer to the complete user manual for detailed instructions and additional information about the Fame Ocean Verb.

## Safety Instructions

Please read before connection and operation!

### **RISK OF ELECTRIC SHOCK. DO NOT OPEN!**

**WARNING:** To prevent the risk of electrocution, do not open the device.

Please leave all maintenance and repairs to a qualified service workshop or contact your distributor.

- The lightning flash symbol warns the user about non-insulated current and the risk of electrocution.
  - The exclamation mark symbol warns the user about important maintenance and operating instructions in the manual.
  - Intended for indoor use only.
  - Read the manual.
1. Please recycle the packaging correctly to protect the environment.
  2. Occasionally a new product may cause undesirable odours or even emit smoke for a short period of time. This reaction is normal and will disappear after a few minutes.
  3. To prevent condensation from forming in the device, please allow the device to adapt to the surrounding temperature before operating.
  4. Please position the device in a well ventilated area, beyond the reach of flammable materials or liquids.
  5. Do not block any ventilation openings, as it may cause over-heating.
  6. Please remove the power cable if the device is not operated for extended periods of time or maintenance is to be conducted.
  7. This device is designed to operate in environments with a maximum temperature of 40° Celsius.
  8. In case of a damaged power cable, it must be replaced by an original replacement part from the manufacturer.
  9. Ensure that the supply voltage does not exceed the voltage capacity indicated on the housing of the device.
  10. In case of failure of the device, please contact the distributor and stop all operations of the device immediately.

### **DANGER! (For Babies and Children)**

Wrapping, plastic foils and other packaging material must be properly stored or disposed of. It should be kept out of the reach of babies and children due to the risk of suffocation.

Ensure that children never use the device unattended! Also make sure that children do not remove any (small) parts from the device, as they could suffocate if swallowed!

### **DANGER! (electric shock due to high voltages in the device)**

Do not remove the housing. There are no serviceable parts in the unit. Inside the device there are components which are under high electrical voltage.

The device must not be used if damage or the absence of components, protective devices or housing parts is noticed!

### **DANGER! (electric shock caused by short circuit)**

Modifications to the mains cable or the mains plug are prohibited. Failure to do so may result in fire or death hazard due to an electric shock!

### **Warning! (Fire Hazard)**

Make sure that the device is not exposed to any direct heat source and is used away from open fire. Never block or cover ventilation slots or the device itself.

### **Notice! (Operating Conditions)**

This device has been designed for indoor use only. To prevent damage, never expose the device to any liquid or moisture. Avoid direct sunlight, heavy dirt, and strong vibrations

### **Warning! (Power Supply)**

Make sure that the device voltage matches your local mains voltage. It is strongly recommended to protect your mains socket with a residual current circuit breaker (RCD).

If you do not use your device for a longer period of time, disconnect the device from the mains to minimize dangers. The same applies to thunderstorms or floods, etc.

#### **Warning! (Overheating)**

The maximum permissible ambient temperature of this device is 40° C. Ensure that the unit is always adequately ventilated.

**Manufacturer:** MUSIC STORE professional GmbH, Istanbulstraße 22-26, 51103 Köln, Germany

#### **Guarantee**

The current general terms and conditions and guarantee conditions of Music Store professional GmbH apply.

**Can be viewed under:**

[www.musicstore.de](http://www.musicstore.de)

If you have any questions or suggestions,

**please contact us:**

Music Store professional GmbH

Istanbulstr. 22-26

51103 Köln

Managing Director: Michael Sauer

WEEE-Reg.-No DE 41617453

#### **Scope of Delivery**

Quantity	Contents
1x	Ocean Verb
1x	Manual



#### **Intended use**

This device is designed to change the sound of the signals of musical instruments with electro-magnetic pickups. Improper use of the product is considered improper and can lead to personal injury or property damage. No liability is assumed for damage resulting from improper use.

It must be ensured that the device is operated exclusively by trained and competent users who are in full possession of their mental, physical and sensory abilities. The use by other persons is only permitted under the supervision or guidance of a person responsible for their safety.



## Installation

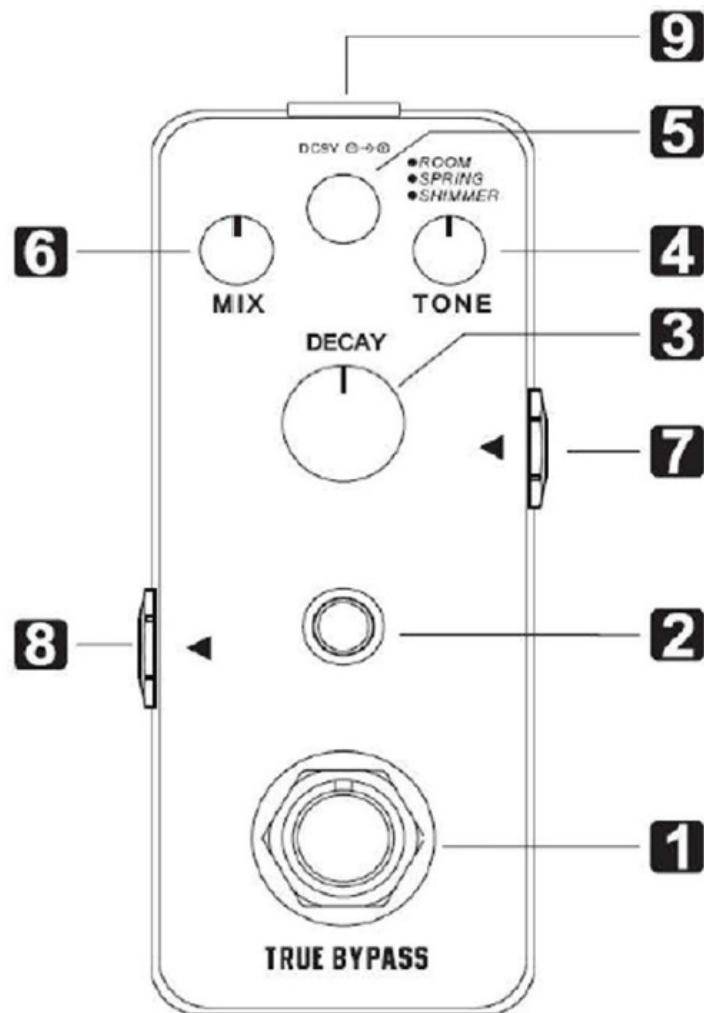
Always check the device for damage before use. Use the original packaging or suitable transport or storage packaging to protect the product optimally from influences such as dust or moisture, etc. when not in use.

### Operation:

All connections of the device should be made before switching on. Use only high-quality cables that are as short as possible for the connections.

## Connections and Control Elements


Number	Function	Description
1	MIX	Adjusts the proportion of the sound-altered signal.
2	DC 9V	Connection for an external power supply with 9 V DC voltage.
3	3-way toggle switch	Selects the different effect modes.
4	TONE	Tone control.
5	DECAY	Controls the decay time of the effect.
6	 Input	Input jack for a standard instrument cable (6.3mm mono jack).
7	LED	Lights up when effect pedal is in operation.
8	 Output	With a standard instrument cable you can connect another effect pedal or your amplifier to this output .
9	TRUE BYPASS	Foot switch for activating or deactivating the pedal function.



## Components and functions

**Plug and connection assignment:**  
Configuration 6,35 mm mono jack

1. Signal
2. Ground,shielding



## Specifications

<b>Model</b>	<b>Fame Ocean Verb</b>
<b>Input impedance</b>	500 kW
<b>Output impedance</b>	10 kW
<b>Current consumption</b>	7 mA
<b>Power supply</b>	DC 9V power supply (-) inside
<b>Dimensions</b>	36 x 75 x 26 mm
<b>Weight</b>	250 g

## Troubleshooting

The following overview is intended as an aid to rapid troubleshooting. If you are unsure, contact the manufacturer, the dealer or appropriate specialist personnel. Never open the device by yourself!

<b>Symptoms</b>	<b>Troubleshooting</b>
<b>No Function</b>	Check the correct power supply of the Ocean Verb.
<b>No output</b>	Check the cable connections from the instrument to the unit and on to the amplifier.

If the above troubleshooting has not been successful, please contact our service staff. You can find the contact details at [www.musicstore.de](http://www.musicstore.de).

## Cleaning

Regular cleaning of the device from dirt and dust increases the shelf life of the product. Always disconnect the unit from the power supply while cleaning it. Optical lenses should be cleaned with a dry microfiber cloth. This also optimises the light output. Never clean the device with water! Ventilation grilles and openings should always be free of dust and dirt. Compressed air sprays are ideal for this application.

## Environmental Protection

Music Store professional GmbH always endeavours to reduce the burden of packaging to a minimum. The use of environmentally friendly and recyclable materials is always of fundamental importance. Please recycle the packaging after use.



### • Disposal of packaging:

Ensure that paper packaging, plastic material, etc. are recycled separately. Observe the labels and the corresponding regulations.



### • Disposal of batteries:

Batteries should not be thrown away! Please dispose of batteries in accordance with official regulations.




- **Disposal of your old device:**

This device is subject to the WEEE directive (Waste Electrical and Electronic Equipment) in its currently valid form. The device must not be disposed of with normal household waste.

The device is disposed of via an approved disposal company or your local waste disposal centre. The regulations valid in your country must be observed!

---

## Documents / Resources

	<p><a href="#">FAME Ocean Verb Phaser and Analog Delay Guitar</a> [pdf] User Manual Ocean Verb Phaser and Analog Delay Guitar, Ocean Verb, Phaser and Analog Delay Guitar, Analog Delay Guitar, Delay Guitar</p>
---	--

## References

-  [Music Store Online-Shop für Musikinstrumente | MUSIC STORE professional](#)