




# Fame GIT0040243-000 Loop Station User Manual

[Home](#) » [Fame](#) » Fame GIT0040243-000 Loop Station User Manual 

## Contents

- [1 Fame GIT0040243-000 Loop Station](#)
- [2 Product Information](#)
- [3 Product Usage Instructions](#)
- [4 Guarantee](#)
- [5 Scope of Delivery](#)
- [6 Safety instructions](#)
- [7 Operation](#)
  - [7.1 Connections and Control Elements](#)
- [8 Components and functions](#)
- [9 Specifications](#)
- [10 Troubleshooting](#)
- [11 Cleaning](#)
- [12 Environmental Protection](#)
- [13 Documents / Resources](#)
  - [13.1 References](#)
- [14 Related Posts](#)

# FAME

**Fame GIT0040243-000 Loop Station**



## Product Information

The Fame Loop Station is a device designed to change the sound of the signals of musical instruments with electromagnetic pickups. It features a loop function and a pedal status indicator. The device has a maximum recording time of 10 minutes and allows for unlimited overdubs. It is powered by a DC 9V power supply (center negative) and consumes 96 mA of power. The dimensions of the Loop Station are 75 x 36 x 26 mm, and it weighs 133 g.

## Product Usage Instructions

1. Ensure that the device is operated indoors only.
2. Read the user manual carefully before connecting and operating the Loop Station.
3. Do not open the device to prevent the risk of electric shock. Leave all maintenance and repairs to a qualified service workshop or contact your distributor.
4. Connect the Loop Station using the provided micro USB cable.
5. Follow the configuration table below to use the loop function:

Action	LED
Recording Mode	Red
Playback Mode	Stop

### Note:

Ensure that the device is operated by trained and competent users who are in full possession of their mental, physical, and sensory abilities. The use by other persons is only permitted under the supervision or guidance of a responsible person for their safety.

If you have any questions or need further assistance, please contact Music Store Professional GmbH at Tel: +49 221 8884-0 or email [info@musicstore.de](mailto:info@musicstore.de).

Please read before connection and operation!

## **RISK OF ELECTRIC SHOCK. DO NOT OPEN!**

### **WARNING:**

To prevent the risk of electrocution, do not open the device.

Please leave all maintenance and repairs to a qualified service workshop or contact your distributor.

- The lightning flash symbol warns the user about non-insulated current and the risk of electrocution.
- The exclamation mark symbol warns the user about important maintenance and operating instructions in the manual.
- Intended for indoor use only.
- Read the manual.
- Ensure that the supply voltage does not exceed the voltage capacity indicated on the housing of the device.
- In case of failure of the device, please contact the distributor and stop all operations of the device immediately.

**Manufacturer:** MUSIC STORE professional GmbH, Istanbulstraße 22-26, 51103 Köln, Germany.

- Please recycle the packaging correctly to protect the environment.
- Occasionally a new product may cause undesirable odours or even emit smoke for a short period of time. This reaction is normal and will disappear after a few minutes.
- To prevent condensation from forming in the device, please allow the device to adapt to the surrounding temperature before operating.
- Please position the device in a well-ventilated area, beyond the reach of flammable materials or liquids.
- Do not block any ventilation openings, as it may cause overheating.
- Please remove the power cable if the device is not operated for extended periods of time or maintenance is to be conducted.
- This device is designed to operate in environments with a maximum temperature of 40° Celsius.
- In case of a damaged power cable, it must be replaced by an original replacement part from the manufacturer.

### **Congratulations on your new Fame Loop Station!**

Thank you for choosing a Fame product. Thanks to efficient development and economical production, Fame makes high-quality products at the best price possible.

Please read these operating instructions carefully to be informed about all functions of this product and keep them for future reference

Have fun with your new product!

**Your Fame Team**

**Guarantee**

The current general terms and conditions and guarantee conditions of Music Store Professional GmbH apply.

- Can be viewed at: [www.musicstore.de](http://www.musicstore.de).

If you have any questions or suggestions, please contact us:

## Music Store Professional GmbH

- Istanbulstr. 22-26 51103 Köln
- Managing Director: Michael Sauer
- WEEE-Reg.-No DE 41617453

## Scope of Delivery

Quantity	Contents
1x	Loop Station
1x	Micro USB Cable
1x	Manual

## Intended use:

- This device is designed to change the sound of the signals of musical instruments with electro-magnetic pickups. Improper use of the product is considered improper and can lead to personal injury or property damage. No liability is assumed for damage resulting from improper use.
- It must be ensured that the device is operated exclusively by trained and competent users who are in full possession of their mental, physical, and sensory abilities. The use by other persons is only permitted under the supervision or guidance of a person responsible for their safety.

## Safety instructions

- **DANGER! (For Babies and Children)**
  - Wrapping, plastic foils, and other packaging material must be properly stored or disposed of. It should be kept out of the reach of babies and children due to the risk of suffocation.
  - Ensure that children never use the device unattended! Also make sure that children do not remove any (small) parts from the device, as they could suffocate if swallowed!
- **DANGER! (electric shock due to high voltages in the device)**
  - Do not remove the housing. There are no serviceable parts in the unit. Inside the device, there are components that are under high electrical voltage.
  - The device must not be used if damage or the absence of components, protective devices, or housing parts is noticed!
- **DANGER! (electric shock caused by short circuit)**

Modifications to the mains cable or the mains plug are prohibited. Failure to do so may result in fire or death hazard due to an electric shock!

- **Warning! (Fire Hazard)**

Make sure that the device is not exposed to any direct heat source and is used away from open fire. Never block or cover ventilation slots or the device itself.

- **Notice! (Operating Conditions)**

This device has been designed for indoor use only. To prevent damage, never expose the device to any liquid or moisture. Avoid direct sunlight, heavy dirt, and strong vibrations

- **Warning! (Power Supply)**

- Make sure that the device voltage matches your local mains voltage. It is strongly recommended to protect your mains socket with a residual current circuit breaker (RCD).
- If you do not use your device for a longer period of time, disconnect the device from the mains to minimize dangers. The same applies to thunderstorms or floods, etc.

- **Warning! (Overheating)**

The maximum permissible ambient temperature of this device is 40° C. Ensure that the unit is always adequately ventilated.

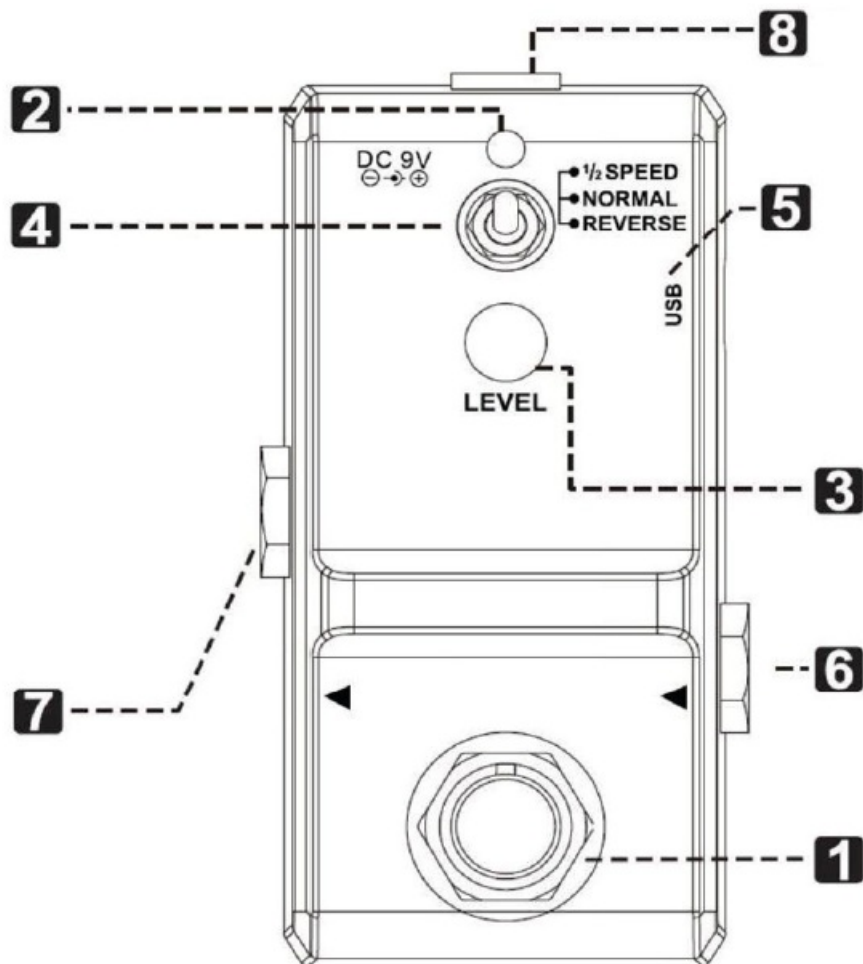
### **Installation:**

Always check the device for damage before use. Use the original packaging or suitable transport or storage packaging to protect the product optimally from influences such as dust or moisture, etc. when not in use.

### **Operation**

All connections of the device should be made before switching on. Use only high-quality cables that are as short as possible for the connections.

### **Connections and Control Elements**




Number	Function	Description
1	FUNCTION foot switch	Operates the loop function, see Diagram 1.
2	LED	Displays pedal status, see Diagram 1.
3	LEVEL controller	Controls the volume.
4	MODE switch	Switches between NORMAL, REVERSE and 1/2 SPEED.
5	USB connection	Used to import and export loops in WAV format.
6	◀ Input	Input jack for a standard instrument cable (6.3mm mono jack).
7	▶ Output	With a standard instrument cable, you can connect another effects pedal or your amplifier to this output.
8	DC IN connection	For connecting a power supply DC 9V (-) inside.

Diagram 1		
Action	LED	Status
Press switch 1x	Red	Recording mode
Press switch 1x (Recording)	Green	Playback-Mode
Press switch 1x (Playback)	Red	Overdub-Recording
Keep switch pressed (Playback)	Green, flashing	Undo/Redo of the last Overdubs
Keep switch pressed (Recording)	Green, flashing	Deletes the stored loop
Press switch 2x	Green	Stop
Keep the switch pressed (Stop Mode)	Green, flashing	Deletes the stored loop

## Components and functions

### Plug and connection assignment:

#### Configuration 6,35 mm mono jack:



1. Signal
2. Ground, shielding

## Specifications

<b>Model</b>	<b>Fame Loop Station</b>
<b>Current consumption</b>	96 mA
<b>Power supply</b>	DC 9V power supply (-) inside
<b>Maximum recording time</b>	10 minutes, unlimited overdubs
<b>Dimensions</b>	75 x 36 x 26 mm
<b>Weight</b>	133 g

## Troubleshooting

The following overview is intended as an aid to rapid troubleshooting. If you are unsure, contact the manufacturer,

the dealer or appropriate specialist personnel. Never open the device by yourself!

Symptoms	Troubleshooting
No Function	Check the correct power supply of the Loop Station.
No output	Check the cable connections from the instrument to the unit and onto the amplifier.

If the above troubleshooting has not been successful, please contact our service staff. You can find the contact details at [www.musicstore.de](http://www.musicstore.de).

## Cleaning

Regular cleaning of the device from dirt and dust increases the shelf life of the product. Always disconnect the unit from the power supply while cleaning it. Optical lenses should be cleaned with a dry microfiber cloth. This also optimizes the light output. Never clean the device with water! Ventilation grilles and openings should always be free of dust and dirt. Compressed air sprays are ideal for this application.

## Environmental Protection

Music Store Professional GmbH always endeavors to reduce the burden of packaging to a minimum. The use of environmentally friendly and recyclable materials is always of fundamental importance. Please recycle the packaging after use.

- **Disposal of packaging:**

Ensure that paper packaging, plastic material, etc. are recycled separately. Observe the labels and the corresponding regulations.



- **Disposal of batteries:**

Batteries should not be thrown away! Please dispose of batteries in accordance with official regulations.



- **Disposal of your old device:**



- This device is subject to the WEEE directive (Waste Electrical and Electronic Equipment) in its currently valid form. The device must not be disposed of with normal household waste.
- The device is disposed of via an approved disposal company or your local waste disposal center. The regulations valid in your country must be observed!





Dokument-ID: MS-GIT0040243-000 (02/2023).

Documents / Resources

<div><div>FAME LOOP STATION</div><div></div><div><div>100% Genuine FAME</div><div>Handcrafted in Germany</div></div></div>	<div><div><a href="#">Fame GIT0040243-000 Loop Station</a> [pdf] User Manual</div><div>GIT0040243-000 Loop Station, GIT0040243-000, Loop Station, Station</div></div>
<div><div>FAME LOOP STATION</div><div></div><div><div>100% Genuine FAME</div><div>Handcrafted in Germany</div></div></div>	<div><div><a href="#">FAME GIT0040243-000 Loop Station</a> [pdf] User Manual</div><div>GIT0040243-000, GIT0040243-000 Loop Station, Loop Station, Station</div></div>

References

-  [Music Store Online-Shop für Musikinstrumente | MUSIC STORE professional](#)