



## Fame GIT0039205-000 Twin Looper Owner's Manual

[Home](#) » [Fame](#) » Fame GIT0039205-000 Twin Looper Owner's Manual 

### Contents

- [1 Fame GIT0039205-000 Twin Looper](#)
- [2 Product Information](#)
- [3 Specifications](#)
- [4 Product Usage Instructions](#)
- [5 Contact Information](#)
- [6 Scope of delivery](#)
- [7 Safety Instructions](#)
- [8 Installation](#)
- [9 Specifications](#)
- [10 Troubleshooting](#)
- [11 Documents / Resources](#)
  - [11.1 References](#)
- [12 Related Posts](#)

# FAME

Fame GIT0039205-000 Twin Looper



Product Information

The Fame Twin Looper is a high-quality audio effects device designed to change the sound of musical instruments with electromagnetic pickups. It offers various looping and recording capabilities to enhance your music performance. Please read the following information carefully to understand the product’s features and specifications.

Components and Functions

Component	Description
Flanger	An audio effect that creates a sweeping, whooshing sound by manipulating the audio signal.
Micro USB Cable	A cable used for connecting the Twin Looper to a computer or power source.

Specifications

Parameter	Value
(Input Impedance)	—
(Output Impedance)	—
Delay Zeit (Delay Time)	—
(Power Supply)	DC 9V (-) innen
(Dimensions)	—
(Weight)	—

Product Usage Instructions

Installation

Please refer to the graphics provided in the user manual for installation instructions.

## Start-up

Please refer to the graphics provided in the user manual for start-up instructions.

## Safety Instructions

- To prevent the risk of electrocution, do not open the device.
- Please leave all maintenance and repairs to a qualified service workshop or contact your distributor.

## Cleaning

Refer to the user manual for cleaning instructions.

## Notes

MS ID: GIT0039205-000 02/2023

## Guarantee

The current general terms and conditions and guarantee conditions of Music Store Professional GmbH apply. For more information, visit the website: [www.musicstore.de](http://www.musicstore.de)

## Contact Information

If you have any questions or suggestions, please contact Music Store professional GmbH:

- **Tel:** +49 221 8884-0
- **Fax:** +49 221 8884-2500
- **Email:** [info@musicstore.de](mailto:info@musicstore.de)

## Safety Instructions

Please read before connection and operation!  
RISK OF ELECTRIC SHOCK. DO NOT OPEN!

**WARNING:** To prevent the risk of electrocution, do not open the device. Please leave all maintenance and repairs to a qualified service workshop or contact your distributor.



The lightning flash symbol warns the user about non-insulated current and the risk of electrocution.



The exclamation mark symbol warns the user about important maintenance and operating instructions in the manual.



Intended for indoor use only.



Read the manual.

- Please recycle the packaging correctly to protect the environment.
- Occasionally a new product may cause undesirable odours or even emit smoke for a short period of time. This reaction is normal and will disappear after a few minutes.
- The device is intended exclusively for indoor use (IP20)! Please use the device only in a dry environment. Keep the device away from rain, humidity, direct heat and dust.
- To prevent condensation from forming in the device, please allow the device to adapt to the surrounding temperature before operating.
- Please position the device in a well ventilated area, beyond the reach of flammable materials or liquids.
- This device is designed to operate in environments with a maximum temperature of 40° Celsius.
- In case of a damaged power cable, it must be replaced by an original replacement part from the manufacturer.
- Ensure that the supply voltage does not exceed the vol-tage capacity indicated on the housing of the device.
- In case of failure of the device, please contact the distri-butur and stop all operations of the device immediately.

### **Congratulations on your new Fame Twin Looper!**

Thank you for choosing a Fame product. Thanks to efficient development and economical produc-tion, Fame makes high-quality products at a fantastic price possible.

Please read these operating instructions carefully to be informed about all functions of this product and keep them for future reference.

Have fun with your new product!

### **Your Fame Team**

#### **Guarantee:**

The current general terms and conditions and guarantee conditions of Music Store professional GmbH apply. Can be viewed under: [www.musicstore.de](http://www.musicstore.de) If you have any questions or suggestions, please contact us:

Music Store professional GmbH

Istanbulstr. 22-26

51103 Köln

Managing Director: Michael Sauer

WEEE-Reg.-Nº DE 41617453

**Tel:** +49 221 8884-0

**Fax:** +49 221 8884-2500

[info@musicstore.de](mailto:info@musicstore.de)

#### **Intended use:**



## Scope of delivery

Quantity	Content
1x	Flanger
1x	User Manual
1x	Micro USB cable

The **Fame Twin Looper** is designed to change the sound of musical instruments with electromagnetic pickups. The device may only be used for this purpose and in accordance with the operating instructions. Other purposes as well as operation under other operating conditions are expressly not intended and can lead to damage to property or personal injury! No liability is assumed for damage resulting from improper use. It must be ensured that the device is operated exclusively by trained and competent users who are in full possession of their mental, physical and sensory abilities. The use of other persons is expressly only permitted at the request of a person responsible for their safety, who instructs or supervises the use.

## Safety Instructions

### **DANGER! (For babies and children)**

Packaging, plastic film and other packaging materials must be properly stored or disposed of. It must be kept out of the reach of babies and children due to the danger of suffocation. Ensure that children never use the appliance unattended! In addition, make sure that children do not remove any (small) parts from the appliance, as they could suffocate by swallowing them!

### **DANGER! (Electrical shock due to high voltages in the device)**

Do not remove the housing. There are no parts to be serviced inside the device. Inside the device there are components which are under high electrical voltage. The device must not be used as soon as damage or the absence of components, protective devices or housing parts is noticed!

### **DANGER! (Electric shock due to short circuit)**

Modifications to the power cord or plug are prohibited. Failure to do so may result in fire or death by electric shock. come on!

### Note! (Fire hazard)

Ensure that the unit is not exposed to a direct source of heat and that it is used away from an open fire. Never cover or tape ventilation slits or the device itself.

### Note! (Operating Conditions)

Due to its structural characteristics, the device is designed for indoor use. Never expose the device to rain, moisture or liquids, as this can lead to damage. Vibrations, dirt or solar radiation can also lead to damage, avoid them!

### Note! (Power supply)

It is essential that you check that the device voltage matches your local mains voltage. It is highly recommended that you fuse your mains socket with a residual current circuit breaker (FI). If you do not use your device for a longer period of time, disconnect the device from the mains. to minimize dangers. The same applies to storm conditions such as thunderstorms or floods, etc..

### Note! (Danger of overheating)

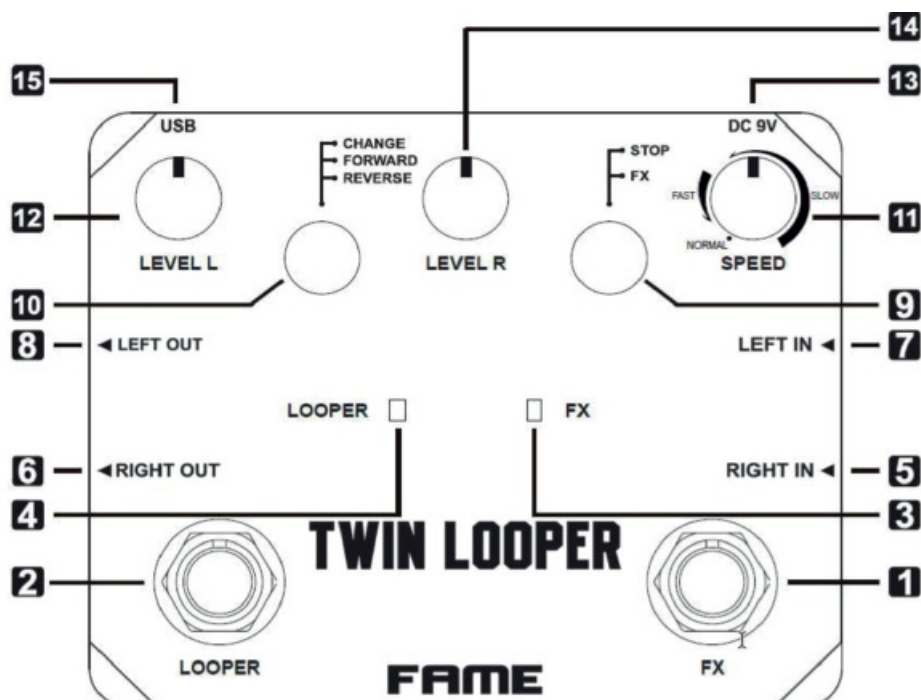
The maximum permissible ambient temperature for this device is 40° C. Make sure that the device is always adequately ventilated.

## Installation

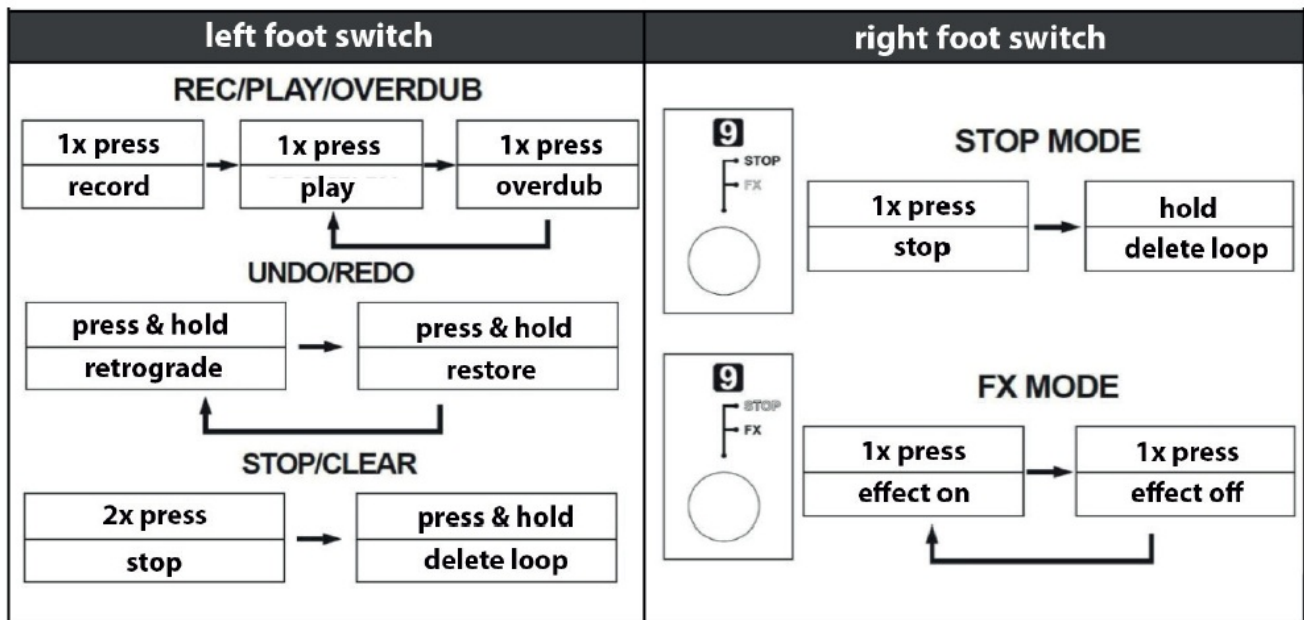
Be sure to inspect the product for damage before using it. Optimally, use the original packaging or suitable transport or storage packaging to protect the product from dust, moisture, etc. when not in use.

### Putting into operation:

All connections of the device should be made before switching on. Only use high-quality cables that are as short as possible for the connections.

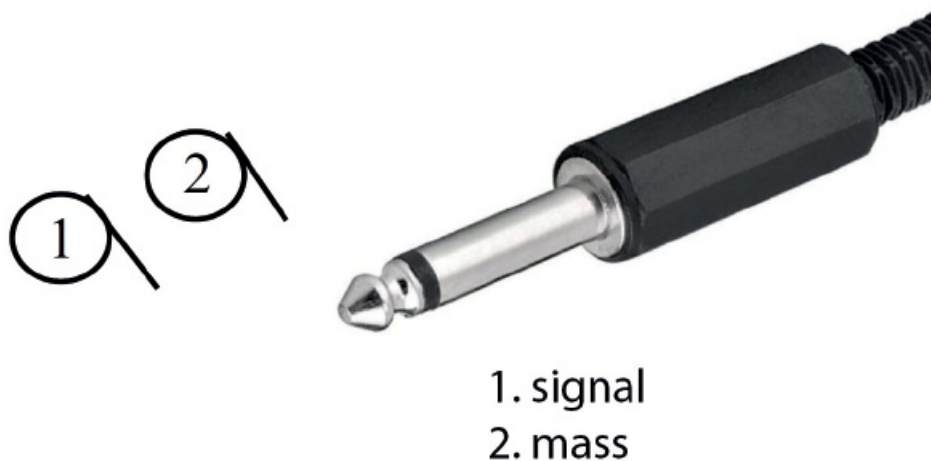


<b>1</b>	<b>FX foot switch</b>	See graphic below
<b>2</b>	<b>LOOPER foot switch</b>	See graphic below
<b>3</b>	<b>FX LED</b>	Displays the effect status
<b>4</b>	<b>LOOPER LED</b>	Displays pedal status
<b>5</b>	<b>RIGHT IN</b>	Input jack for a standard instrument cable (6.3mm mono jack), right channel
<b>6</b>	<b>RIGHT OUT</b>	Output jack for a standard instrument cable (6.3mm mono jack), right channel
<b>7</b>	<b>LEFT IN</b>	Input jack for a standard instrument cable (6.3mm mono jack), left channel
<b>8</b>	<b>LEFT OUT</b>	Output jack for a standard instrument cable (6.3mm mono jack), left channel
<b>9</b>	<b>Mode switch STOP/FX</b>	See graphic below
<b>10</b>	<b>Mode switch</b>	See graphic below
<b>11</b>	<b>SPEED controller</b>	Determines the playback speed of the recorded loop.
<b>12</b>	<b>LEVEL L</b>	Adjusts the output volume of the left channel
<b>13</b>	<b>DC IN connection</b>	For connecting a power supply DC 9V (-) inside
<b>14</b>	<b>LEVEL R</b>	Adjusts the output volume of the right channel
<b>15</b>	<b>USB</b>	Interface for import/export of loops and software updates



## Components and functions: Connector and terminal assignment

Configuration 6.3 mm mono jack plug:



## Specifications

Twin Looper	
input impedance	1M W
output impedance	490 W
delay time	20 Ms – 620 Ms
power supply	DC 9V power supply (-) inside
dimensions (WxDxH)	95 x 48 x 45 mm
weight	240 g



## Troubleshooting

The following overview serves as an aid for quick troubleshooting. If you are unsure, contact the manufacturer, the dealer or the appropriate specialist personnel. Never open the device yourself!

Symptome	Troubleshooting
Not functioning	Check the Twin Looper's correct power supply.
No output signal	Check the cable connections from the instrument to the unit and on to the amplifier.

## Cleaning

Regular cleaning of the device from impurities and dust increases the shelf life of the product. Always disconnect the device from the power supply while cleaning it. Optical lenses should be cleaned with a dry microfiber cloth. This will also optimize the light output. Never clean the device wet! Ventilation grilles and openings should always be cleaned of dust and dirt. Compressed air sprays are ideal for this application.

## Environmental Safety:

Music Store professional GmbH always endeavours to reduce the burden of packaging to a minimum. The use of environmentally friendly and recyclable materials is always of fundamental importance. Please recycle the packaging after use.



### Disposal of packaging

Ensure that paper packaging, plastic material, etc. are recycled separately. Observe the labels and the corresponding regulations.




### Disposal of batteries

Batteries should not be thrown away! Please dispose of batteries in accordance with official regulations.



### Disposal of your old device

This device is subject to the WEEE directive (Waste Electrical and Electronic Equipment) in its currently valid form. The device must not be disposed of with normal household waste. The device is disposed of via an approved disposal company or your local waste disposal centre. The regulations valid in your country must be observed.

 <p><b>Fame</b> TWIN LOOPER</p> <p>GIT0039205-000 00-0001</p>	<p><a href="#">Fame GIT0039205-000 Twin Looper</a> [pdf] Owner's Manual GIT0039205-000 Twin Looper, GIT0039205-000, Twin Looper, Looper</p>
---	---

## References

- [Music Store Online-Shop für Musikinstrumente | MUSIC STORE professional](#)

Manuals+.