




## F and F LK-703G-24 Indicator Lamp User Manual

[Home](#) » [F and F](#) » F and F LK-703G-24 Indicator Lamp User Manual 





### LK-703G-24 Indicator Lamp User Manual

#### Contents

- [1 LK-703G-24 Indicator Lamp](#)
- [2 Purpose](#)
- [3 Functioning](#)
- [4 Mounting](#)
- [5 Wiring diagram](#)
- [6 Technical data](#)
- [7 Warranty](#)
- [8 CE declaration](#)
- [9 Documents / Resources](#)
  - [9.1 References](#)

### LK-703G-24 Indicator Lamp

F&F Filipowski L.P.  
Konstantynowska 79/81, 95-200 Pabianice, POLAND  
phone/fax (+48 42) 215 23 83 / (+48 42) 227 09 71  
[www.fif.com.pl](http://www.fif.com.pl); e-mail: [biuro@fif.com.pl](mailto:biuro@fif.com.pl)

<p>LK-703G-24 Indicator lamp (3× green)</p>	
<p>Do not dispose of this device in the trash along with other waste! According to the Law on Waste, electro coming from households free of charge and can give any amount to up to that end point of collection, as well as to store the occasion of the purchase of new equipment (in accordance with the principle of old-for-new, regardless of brand). Electro thrown in the trash or abandoned in nature, pose a threat to the environment and human health.</p>	

## Purpose

The LK-703G indicator lamp is used to visually signal the presence of voltage in individual phases of a 3-phase network.

The small size of the housing (width 6.2 mm) allows space-saving installation in the switchgear.

## Functioning

The presence of voltage on a phase is signalled by the illumination of the corresponding LED included in the circuit of that phase.

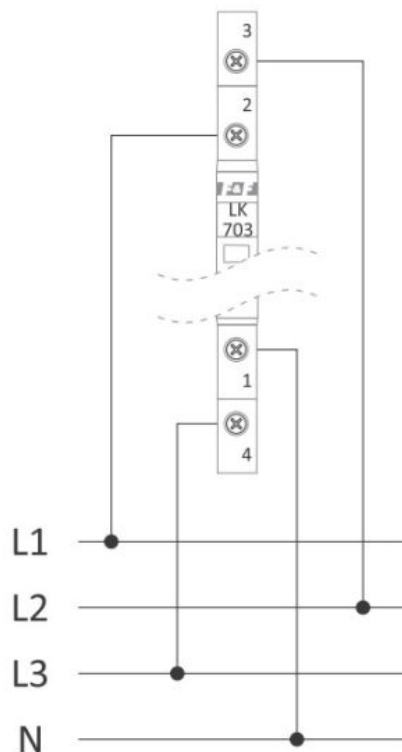


Where an overcurrent fuse equal to or greater than 25 A is installed upstream of the lamp connection point, the lamp connection circuit must be fused with a fuse no greater than 6 A.

## Mounting

1. Check the phase sequence.
2. Disconnect the power supply.
3. Fix the light on the rail.
4. Connect according to the diagram.
5. Switch on the power supply.
6. Check for correct operation.

## Wiring diagram



## Technical data

power supply	3× 12÷48 V AC 3× 12÷60 V DC
rated current	<1 mA/channel
power indication	3× LED (green)
power consumption	<0,15 W/channel
working temperature	-30÷50°C
terminal	2.5 mm <sup>2</sup> screw terminals
tightening torque	0.4 Nm
dimensions	1/3 module (6,2 mm)
mounting	on TH-35 rail
ingress protection	IP20

## Warranty

F&F products are covered by a 24-month warranty from the date of purchase. The warranty is only valid with proof of purchase.

Contact your dealer or contact us directly.

## CE declaration


F&F Filipowski L.P. declares that the device is in conformity with the essential requirements of the Low Voltage Directive (LVD) 2014/35/EU and the Electromagnetic Compatibility (EMC) Directive 2014/30/UE.

The CE Declaration of Conformity, along with the references to the standards in relation to which conformity is declared, can be found at [www.fif.com.pl](http://www.fif.com.pl) from the product subpage.



E240827

## Documents / Resources

	<p><a href="#">F and F LK-703G-24 Indicator Lamp [pdf] User Manual</a> LK-703G-24 Indicator Lamp, LK-703G-24, Indicator Lamp, Lamp</p>
---	--

## References

- [User Manual](#)

[Manuals+](#), [Privacy Policy](#)

This website is an independent publication and is neither affiliated with nor endorsed by any of the trademark owners. The "Bluetooth®" word mark and logos are registered trademarks owned by Bluetooth SIG, Inc. The "Wi-Fi®" word mark and logos are registered trademarks owned by the Wi-Fi Alliance. Any use of these marks on this website does not imply any affiliation with or endorsement.