



EYOYO EY-028P Mini Bluetooth QR Code Scanner with LCD Display User Manual

[Home](#) » [Eyoyo](#) » EYOYO EY-028P Mini Bluetooth QR Code Scanner with LCD Display User Manual 

EYOYO EY-028P Mini Bluetooth QR Code Scanner with LCD Display



Contents

- 1 Warm Tips
- 2 LCD Display Instructions
- 3 Documents / Resources
 - 3.1 References
- 4 Related Posts

Warm Tips

If this document does not help you, please contact our after-sale email support@eyoyousa.com and we will be sure to help you as soon as possible. Eyoyo promises to provide a one-year warranty and lifetime technical support.

LCD Display Instructions

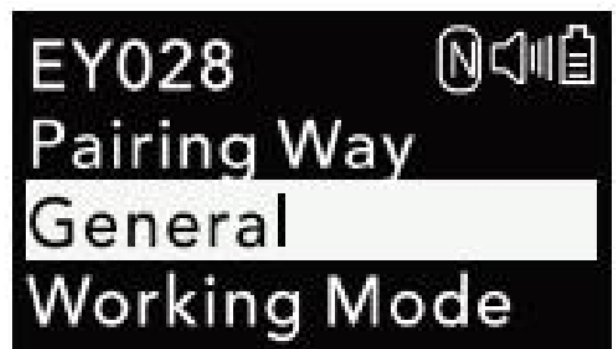
1. I cannot scan Interleaved 2/5 barcodes. Is there a way to enable them?

Answer: Please scan this setup code to enable it. (If there are other barcodes that need to be turned on or off, please contact us at support@eyoyousa.com)



- ***Enable Interleaved 2 of 5** Or you can do it directly on the scanner.

You can set the barcode type on/off by the menu: "General" → "Scan Button" → "Barcode Set" → "Scan Button"





2. **How do i pair this with scoutiq or any apps?**

Answer: You don't have to pair it. As long as it's paired with your phone just open up the app and go. A scan on your scanner acts like input on your phone. Wherever your cursor is it'll put the scanned numbers.

3. **My scanner is not holding charge anymore, where can I get a replacement battery?**

Answer: The battery is not replaceable. But we can help you solve your problem, please take a video about your problem to support@eyoyousa.com

4. **Can it convert upce to upca?**

Answer: Please scan 2 setup codes below to enable it.

- **Enable UPC-EO to UPC-A**



- ***Disable U PC-EO to UPC-A**



- **Enable UPC-E1 to UPC.A**



- *Disable UPC-E1 to UPC-A

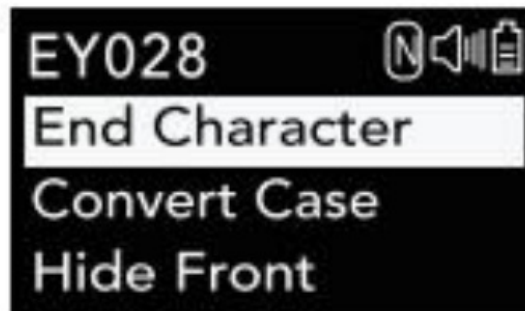
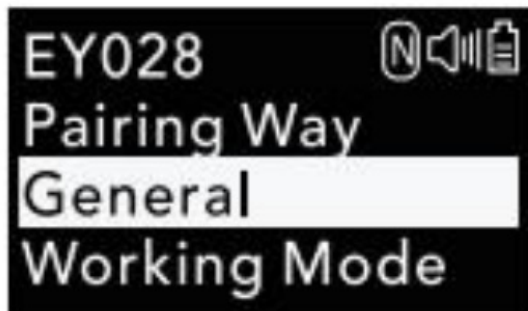


5. Will it work with Chromebooks?

Answer: Not, it can't work with Chromebooks.

6. Can you set tabs so you can enter quantities?

Answer: Please set it on scanner.



7. Are there any ways we can turn off the light when scanning?

Answer: Scanning lights is not supported to be switched off. It is a treasure that assists the scanner to quickly identify barcodes.

8. How can I tell when the scanner is in Bluetooth pairing mode? Is there any indication?

Answer: When the scanner is in Bluetooth mode, the screen will show “Open your terminals Bluetooth to pair”.

9. Does it work with an iPhone?

Answer: Yes, it can work with your phone(iPhone, Samsung or any other brand).

10. Can you configure the options for upc-e such as transmitting check digits ?

Answer: Please scan the setup code below as you need. If it is not clear whether your barcode is UPC-E or UPC-E1, the set-up codes for both can be scanned.

- *Enable Transmit UPC-EO Check Digit



- Disable Transmit UPC-EO Check Digit



- *Enable Transmit UPC-E1 Check Digit



- Disable Transmit UPC-E1 Check Digit



11. Can you configure the options for upc-e such as transmitting or not the leading zeroes?

Answer: Please scan the setup code below as you need. If it is not clear whether your barcode is UPC-E or UPC-E1, the set-up codes for both can be scanned.

- *Enable Transmit UPC-EO System Number



- Disable Transmit UPC-EO System Number



- *Enable Transmit UPC-E1 System Number



- Disable Transmit UPC-E1 System Number



12. Can you configure the options for upc-a such as transmitting check digits ?

Answer: Please scan the setup code below as you need.

- Enable Transmit UPC-A Check Digit



- Disable Transmit UPC-A Check Digit



13. Can you configure the options for upc-a such as transmitting or not the leading zeroes?

Answer: Please scan the setup code below as you need.

- *Enable Transmit UPC-A System Number



- Disable Transmit UPC-A System Number



14. Does it have a aiming guide?

Answer: Yes, it has.

15. May i connect it to ipad via bluetooth and a pc via your usb adapter. in other words, have two devices connected at the same time?

Answer: No, you can only operate your computer or iPhone individually.

16. **How can i turn off sound?**

Answer: Please scan the setup code below to turn on/off sound.

- Volume Off



- Volume High



- Volume Medium



- Volume Low



- Vibration on



- Vibration off



- Or you can do it directly on the scanner.



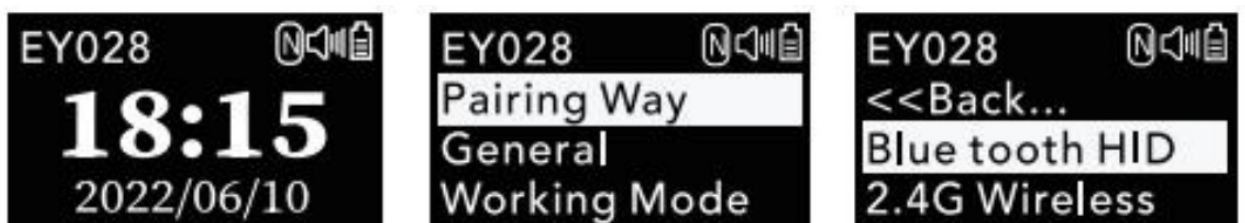
17. Does it work with Amazon seller/Scoutly/ebay app in Iphone?

Answer: Yes, it can support work with Amazon seller/Scoutly/ebay app.

18. Can you use Bluetooth mode only without the receiver, for an android cellphone?

Answer: Yes, please press and hold the scan button for 8~10 seconds to turn on Bluetooth.

- Or you can do it directly on the scanner.



19. The USB charging cable is type-c?

Answer: The scanner uses a Type C interface data cable for charging.

20. **How do you switch from scan mode to keyboard mode on this model?**

Answer: If you want to pull up the IOS keyboard on your phone, you can double click The scan button.(Android devices do not support this function)

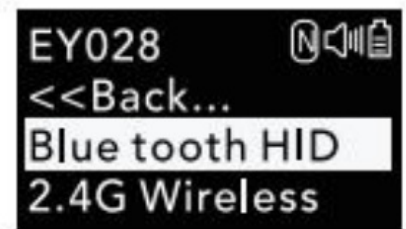
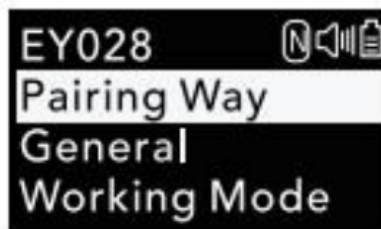
21. **Will Bluetooth connect to an android tablet on Bluetooth option without going through settings? Want to setup 100s of tablets using scanner.**

Answer: Not supported. It can only be set by long pressing the scan button for 8-10 seconds or by scanning the code below.

Bluetooth HID Pairing Mode



- Or you can do it directly on the scanner.



22. **Is this a laser scanner? Can it scan 1D, 2D or on-screen codes?**

Answer: It is a 2D barcode scanner. It can scan 1D & 2D codes on the paper and the screen.

23. **Does this scan work with mobile directly without the adapter piece ? Is the adapter piece can be connected to Android or iPhone.**

Answer: The adapter is used for computer connection, if you want to connect to Android, iPhone or tablet, you can connect by Bluetooth.

24. **Does this scanner work in SPP mode?**

Answer: it supports Bluetooth HID, SPP and BLE protocols.

25. **dididi does not work after three sounds**

Answer: No power, please to charge immediately

26. **When I connect the scanner to my phone or computer, I scan the code, but I don't see any change, where is my barcode?**

Answer: Please open an Excel sheet, word, TXT document or other program with a cursor and text input box on your phone or computer and place the cursor in the input box before scanning the code.

27. **How to turn the scanner off**

Answer: Please scan this setup code.

- Sleep Now



Or you can do it directly on the scanner.



28. If your scanner is not working or not scanning anymore, but you don't know what is causing it yet, please scan these setting codes below to restore the factory settings first.

Answer: If this method still does not work, please contact our email support@eyoyousa.com

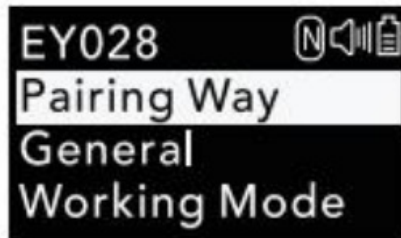


And set it directly on the scanner at the same time.



29. **Is it possible to connect without Bluetooth? I just want to connect the scanner to my computer using a 2.4G wireless receiver.**

Answer: PC terminals ,like desktop computer, which is not equipped with Bluetooth, please pair it with Dongle, Dongle Pairing Steps:



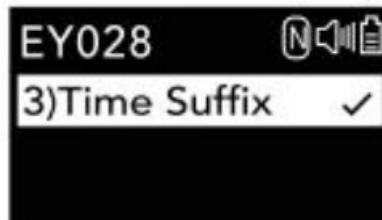

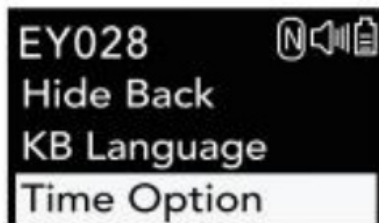
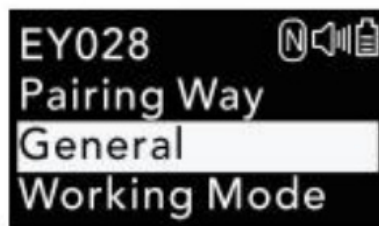
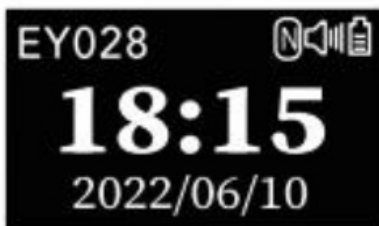
30. Is this product water proof of IP rated for outdoor use?

Answer: This product is not waterproof.

Please protect it well when using it in humid environments.

31. How to add time as a prefix or suffix?

Answer: Please follow the steps below



32. How to synchronize the scanner's time with the local time? **Answer:** There are two ways.

Method 1: Please copy the URL link to your browser to open, you will see a 1D code and a 2D code, choose one of the setting codes to scan to synchronize the local date and time.

<http://www.wisdomlinke.net/time.html>

Method 2: Please use your phone to scan the QR code, you will see a 1D code and a 2D code, choose one of the setting codes to scan to synchronize the local date and time.



33. What is the scan head resolution?

Answer: The scanning head is high resolution. It has better performance than ordinary 2D barcode scanner.

34. Can i stop scanner from activating music on my iphone? every time i ' m scanning it triggers the music to come on in my phone.

Answer: Please help us to download the upgrade package via the link below to resolve the issue. (If the link expires, please contact us at this email address —support@eyoyousa.com)

<https://pixeldrain.com/u/drwipsa5>

35. My scanner is not scanning and the green beam only flashes, it does not stay on.

Answer: Please contact our email support@eyoyousa.com

36. Can this scanner send multiple character prefix/suffix?

Answer: Yes, it can add multiple character as prefix/suffix. Please contact our email


support@eyoyousa.com

37. Can i stop scanner from activating music on my iphone? every time i ' m scanning it triggers the music to come on in my phone

Answer: Please help us to download the upgrade package via the link below to resolve the issue. (If the link expires, please contact us at this email address —support@eyoyousa.com)

<https://pixeldrain.com/u/drwipsa5>

Documents / Resources

	<p>EYOYO EY-028P Mini Bluetooth QR Code Scanner with LCD Display [pdf] User Manual EY-028P Mini Bluetooth QR Code Scanner with LCD Display, EY-028P, Mini Bluetooth QR Code Scanner with LCD Display, Bluetooth QR Code Scanner with LCD Display, QR Code Scanner with LCD Display, Scanner with LCD Display, LCD Display</p>
-------------------------------------------------------------------------------------	---------------------------------------------------------------------------------------------------------------------------------------------------------------------------------------------------------------------------------------------------------------------------------------------------------------------------------------------------

References

- [🌐 Time stamping](#)
- [User Manual](#)

[Manuals+](#), [Privacy Policy](#)