



Exploding Kittens Grab & Game Card User Guide

[Home](#) » [EXPLODING KITTENS](#) » Exploding Kittens Grab & Game Card User Guide 

Exploding Kittens Grab & Game Card User Guide



Contents

- [1 START HERE](#)
- [2 HOW IT WORKS](#)
- [3 SETUP](#)
- [4 AKING YOUR TURN](#)
- [5 ENDING THE GAME](#)
- [6 STOP READING! GO PLAY!](#)
- [7 EXAMPLE TURN](#)
- [8 EXPLODING KITTENS FIELD GUIDE](#)
- [9 SPECIAL COMBOS \(read this after you've played your first game\)](#)
- [10 Documents / Resources](#)
 - [10.1 References](#)

START HERE

HOW IT WORKS

In the deck of cards are some Exploding Kittens.

You play the game by putting the deck face down and taking turns drawing cards until someone draws an Exploding Kitten.

When that happens, that person explodes and they are out of the game.

All of the other cards will give you powerful tools to help you avoid exploding!

This process continues until there's only 1 player left who wins the game.



SETUP

1. To start, remove all the Exploding Kittens (3) from the deck and set them aside.



2. Remove all of the Defuses (5) from the deck and deal 1 to each player.
3. Insert the extra Defuse(s) back into the deck.



Defuses are the most powerful cards in the game. These are the only cards that can save you from exploding. If you draw an Exploding Kitten, instead of dying, you can play a Defuse and reinsert the Kitten back into the Draw Pile anywhere you'd like in secret.

Try to get as many Defuses as you can.

4. Shuffle the deck and deal 5 cards face down to each player. Everyone now has a hand of 6 cards total (5 cards + 1 Defuse). Look at your cards but keep them secret.
5. Insert enough Exploding Kittens back into the deck so that there is 1 fewer than the number of people playing. Remove any extra Exploding Kittens from the game.

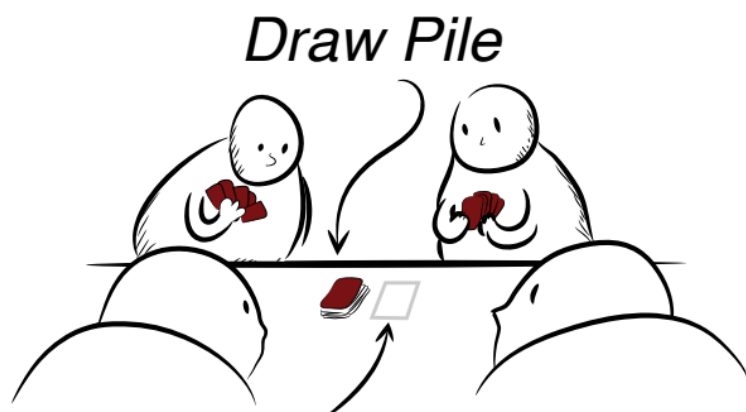
FOR EXAMPLE

For a 4 player game, insert 3 Kittens.

For a 3 player game, insert 2 Kittens.

This ensures that everyone eventually explodes except for 1 person.

6. Shuffle the deck and put it face down in the middle of the table.



Leave some room for a Discard Pile

7. **Pick a player to go first.** (Some sample criteria: most excited to go first, most intimidating odor, shortest spleen, etc.)

AKING YOUR TURN

1. Gather all 6 of your cards into your hand and look at them. Do one of the following

PLAY

Play a card from your hand by placing it

FACE UP on top of the Discard Pile.

Follow the instructions on the card.

Read the text on a card to learn what it does.




After you follow the instructions on the card, you can play another card. You can play as many cards as you'd like.

OR PASS

Play no cards.

2. End your turn by drawing a card from the top of the Draw Pile into your hand and hoping it's not an Exploding Kitten.



Play continues clockwise around the table.

REMEMBER:

Play as many or as few cards as you'd like, then draw a card to end your turn.

IMPORTANT

Play-or-Pass, then draw.

ENDING THE GAME

Eventually, every player will explode except for one, who wins the game!

You won't ever run out of cards in the Draw Pile because you inserted enough Exploding Kittens to kill all but 1 player

THREE MORE THINGS

- A good strategy generally is to save your cards early in the game while your chance of exploding is low.
- You can always count the cards left in the Draw Pile to figure out the odds of exploding.
- There is no maximum or minimum hand size. If you run out of cards in your hand, there's no special action to take. Keep playing. You'll draw at least 1 more card on your next turn.

STOP READING! GO PLAY!

If you have questions about specific cards, flip this sheet over

Continued from other side

EXAMPLE TURN

You suspect the top card in the Draw Pile is an "Exploding Kitten." So instead of passing and then drawing a card to end your turn, you decide to play a "See the Future," allowing you to privately peek at the top 2 cards in the Draw Pile.



While viewing the top 2 cards you see that you were right, and the top card (the card you're about to draw) is an "Exploding Kitten."



You decide to play an "Attack" to end your turn and force the next player to take 2 turns.



But then another player plays a “Nope,” which cancels your “Attack,” so it’s still your turn.



You don't want to draw that top card and Explode, so you play a “Shuffle” and randomly shuffle the Draw Pile.



With the deck freshly shuffled, you draw the top card to end your turn and hope it's not an "Exploding Kitten."

EXPLODING KITTENS FIELD GUIDE



Exploding Kitten 3 cards

You must show this card immediately.

Unless you have a Defuse, you're dead. When you die, put the kitten that killed you face up in front of you so that everyone can see that you're dead, and put the rest of your cards face down in front of you.



Defuse 5 cards

If you drew an Exploding Kitten, you can play this card instead of dying. Place your Defuse in the Discard Pile.

Then take the Exploding Kitten, and without reordering or viewing the other cards, secretly put it back in the Draw Pile anywhere you'd like.

Want to hurt the player right after you?

Put the kitten right on top of the deck. If you'd like, hold the deck under the table so that no one else can see where you put it.

Your turn is over after playing this card



Attack (2x) 3 Cards

End your turn without drawing a card, and immediately force the next player to take 2 turns in a row. If the victim of an Attack plays this card on any of their turns, the attacks "stack" and their turns are immediately transferred to the next player, who must take the Attacker's current and remaining taken turn(s) PLUS 2 additional turns.

For Example: If the victim of an Attack plays another Attack, the next player must take 4 turns. However, if the victim completes 1 turn, and THEN plays an Attack on their second turn, the next player must take only 3 turns.



Shuffle 4 Cards


Shuffle the Draw Pile until the next player tells you to stop. (Useful when you know there's an Exploding Kitten coming.)



Skip 3 Cards

Immediately end your turn without drawing a card.

If you play a Skip as a defense to an Attack, it only ends 1 of the 2 turns. 2 Skips would end both turns.



See the Future (2x) 4 Cards

Privately view the top 2 cards from the Draw Pile and put them back in the same order.

Don't show the cards to the other players.



Nope 4 Cards

Stop any action except for an Exploding Kitten or a Defuse. It's as if the card beneath a Nope never existed.

You can play a Nope at any time before an action has begun, even if it's not your turn.

Any cards that have been Noped are lost.

Leave them in the Discard Pile.

You can even play a Nope on a Special Combo.



Cat Cards 4 of Each

These cards are powerless on their own, but if you collect any 2 matching Cat Cards, you can play them as a pair to steal a random card from any player.



They can also be used in Special Combos

SPECIAL COMBOS (read this after you've played your first game)

TWO OF A KIND

Playing matching pairs of Cat Cards (where you get to steal a random card from another player) no longer only applies to Cat Cards. It now applies to ANY pair of cards in the deck with the same title (a pair of Shuffles, a pair of Attacks, etc.) Ignore the instructions on the cards when you play them as a Special Combo.

THREE OF A KIND

Exactly the same as Two of a Kind, but you get to name the card you want from the other player. If they have it, you get to take it. If not, you get nothing. Ignore the instructions on the cards when you play them as a Special Combo.

I'd like your Defuse, please.

© 2023 Exploding Kittens | Made in China 7162 Beverly Blvd #272 Los Angeles, CA 90036 USA
 Imported into the UK by Exploding Kittens Oceana House, 1st Flr 39-49 Commercial Rd Southampton, Hampshire SO15 1GA, UK
 Imported into the EU by Exploding Kittens 10 Rue Pergolèse, 75116 Paris, FR
support@explodingkittens.com | www.explodingkittens.com LONP-202311-53



Documents / Resources



[Exploding Kittens Grab & Game Card](#) [pdf] User Guide
 Grab Game Card, Game Card, Card

References

- [Exploding Kittens | Party card games, puzzles, greeting cards & more](#)

- [User Manual](#)

[Manuals+](#), [Privacy Policy](#)

This website is an independent publication and is neither affiliated with nor endorsed by any of the trademark owners. The "Bluetooth®" word mark and logos are registered trademarks owned by Bluetooth SIG, Inc. The "Wi-Fi®" word mark and logos are registered trademarks owned by the Wi-Fi Alliance. Any use of these marks on this website does not imply any affiliation with or endorsement.