


EXPERT
ELECTRONICS
**VEX 1.0 Compact
Voltmeter**



EXPERT VEX 1.0 Compact Voltmeter User Manual

[Home](#) » [EXPERT](#) » EXPERT VEX 1.0 Compact Voltmeter User Manual 

Contents

- 1 [EXPERT VEX 1.0 Compact Voltmeter](#)
- 2 [Product Usage Instructions](#)
- 3 [DESCRIPTION](#)
- 4 [INSTALLATION](#)
- 5 [TECHNICAL SPECIFICATIONS](#)
- 6 [Dimensions](#)
- 7 [WARRANTY TERM](#)
- 8 [FAQ](#)
- 9 [Documents / Resources](#)
 - 9.1 [References](#)
- 10 [Related Posts](#)

EXPERT
ELECTRONICS

EXPERT VEX 1.0 Compact Voltmeter



Product Usage Instructions


- Ensure the VEX-1.0 is connected to a power source within the specified measurement range.
- Connect the (+) REM IN and (-) REM OUT terminals to the corresponding power source.
- Check the display on the Front Panel for accurate voltage readings.

CONGRATULATIONS ON YOUR CHOICE!

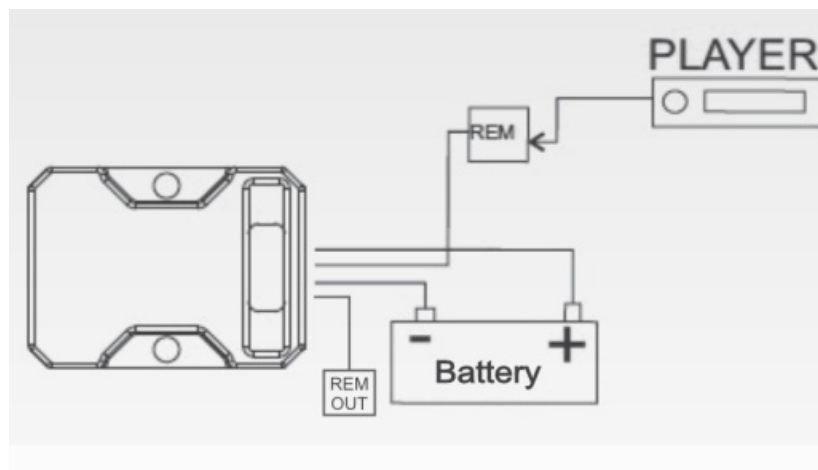
- You have just purchased a voltmeter featuring the maximum innovation and technology.
- We are committed to only providing you with quality products that assure the best performance of your sound.
- All materials used in manufacturing the Expert Electronics voltmeters have been carefully chosen and inspected.
- To ensure that all our products are delivered with the highest quality standards, we conduct laboratory tests and follow ABNT standards.
- We kindly ask you to read all topics in the user's manual carefully, so you know how to use it and its warranty period.
- Please remember: similar to other warranty policies, ours only covers workmanship defects that the Technical Service report has confirmed.

DESCRIPTION

- **VEX 1.0 Front Panel**
- VEX 1.0 Side



INSTALLATION



Use the remote from Player to turn on VEX-1 Measurement range: 5,0V ~16,5

TECHNICAL SPECIFICATIONS

Parameter VEX 1.0

- Type Compact Voltmeter
- Measurement 8V – 16.5V

Dimensions

VEX 1.0 dimensions

- Weight: 0.06kg
- Width: 55mm



WARRANTY TERM

This warranty is valid for 12 months from the date of purchase. It solely covers the replacement and/or the repair of parts that have demonstrably featured workmanship or material defects.

The following items are excluded from the warranty:

1. Devices subjected to repairs by persons whom the manufacturer has not authorized;
2. Products featuring damages caused by accidents – (falls) – or acts of nature, such as floods and lightning bolts;
3. Defects arising from adaptation and/or accessories.

The present warranty does not cover shipping expenses. To benefit from this warranty, send a message to Expert Electronics:

- Whatsapp: +55 19 99838 2338

Expert Electronics reserves the right to change the product characteristics without prior notice.

NOTE: Permanent Service

After the warranty expires, Band Audioparts provides full technical service directly or via its network of Authorized

Services, thus charging the corresponding component repair and replacement services.

FAQ

- **Q:** Can I use the VEX-1.0 without a remote from a Player?
- **A:** No, you need the remote from your Player to turn on the VEX-1.0.
- **Q:** What happens if the voltage measurement exceeds 16.5V?
- **A:** It is recommended to stay within the specified measurement range to avoid damaging the device.

Documents / Resources



[EXPERT VEX 1.0 Compact Voltmeter](#) [pdf] User Manual
VEX 1.0 Compact Voltmeter, VEX 1.0, Compact Voltmeter, Voltmeter

References

- [User Manual](#)

Manuals+, Privacy Policy

This website is an independent publication and is neither affiliated with nor endorsed by any of the trademark owners. The "Bluetooth®" word mark and logos are registered trademarks owned by Bluetooth SIG, Inc. The "Wi-Fi®" word mark and logos are registered trademarks owned by the Wi-Fi Alliance. Any use of these marks on this website does not imply any affiliation with or endorsement.