



EXIT Swimming Pool Dome User Manual

[Home](#) » [EXIT](#) » EXIT Swimming Pool Dome User Manual 

Contents

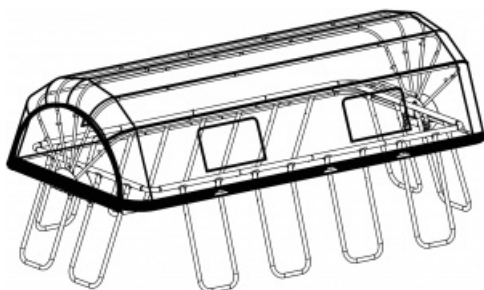
- [1 User manual](#)
- [2 SWIMMING POOL DOME 4X2](#)
- [3 1.0 Instructions](#)
- [4 PARTS LIST](#)
- [5 PARTS LIST](#)
 - [5.1 2.0 Introduction](#)
 - [5.2 3.0 Safety Instructions](#)
 - [5.3 4.0 Maintenance](#)
 - [5.4 5.0 Use and Wind](#)
 - [5.5 6.0 Warranty](#)
- [6 Documents / Resources](#)
 - [6.1 References](#)
- [7 Related Posts](#)



User manual

**SWIMMING POOL DOME
4X2**

13FTX6.5FT

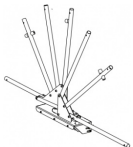
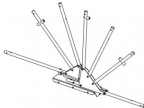

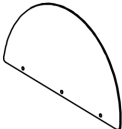
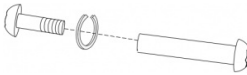
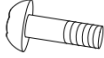
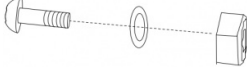



Important safety rules: Before installing and using this product read, understand, follow all instructions carefully and keep it for future reference!

MSP-30101-V01







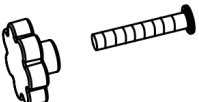
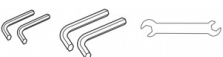
1.0 Instructions

PARTS LIST

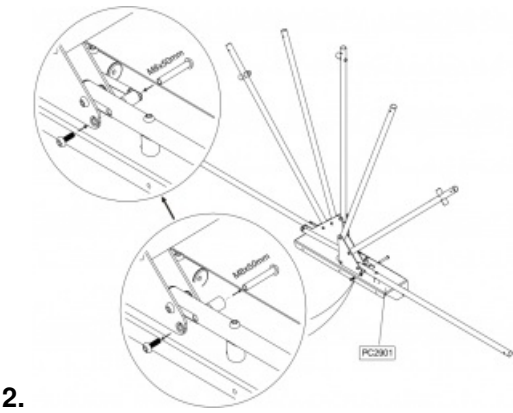
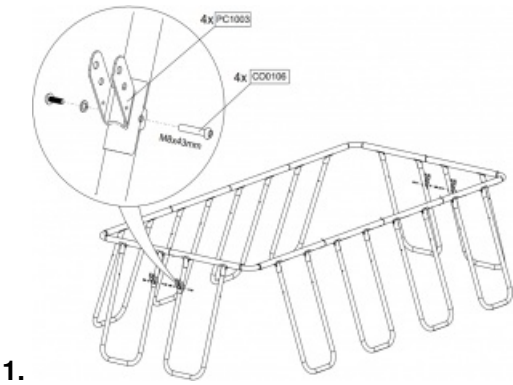
PART NO		QTY
PC2901		1
PC2902		1
PC2001		2
PC2002		2
CO0106	 M8x43mm	4
CO0107	 M6x12mm	12
CO0108	 M8x15mm	16
PC1003		4

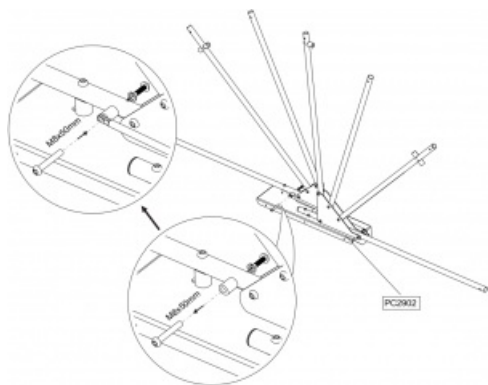
PARTS LIST

PART NO	QTY
---------	-----

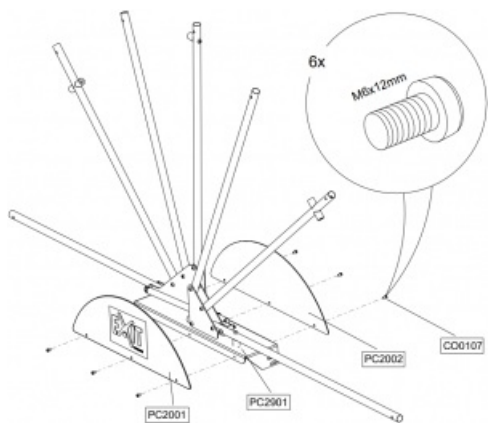
PC2003		14
PC2004		14
PC2005		7
PC2006		1
PC2007		2
PC1009		4
PC1903		6
TOOLS		1

5



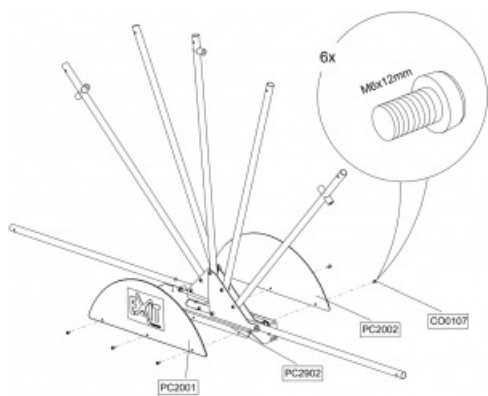


3.

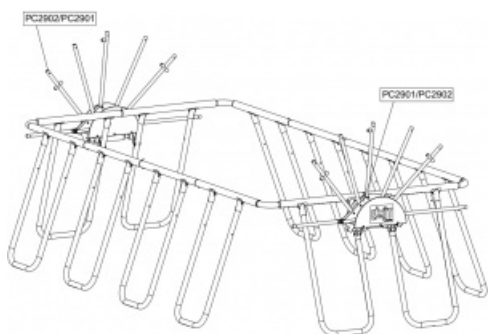


4.

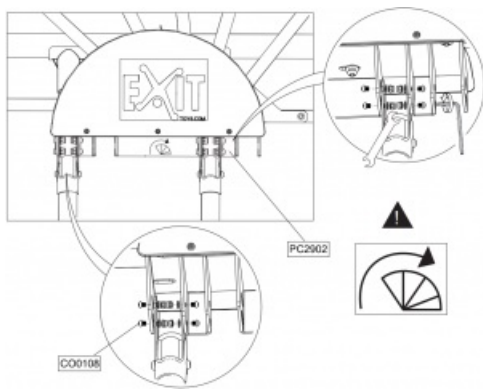
7



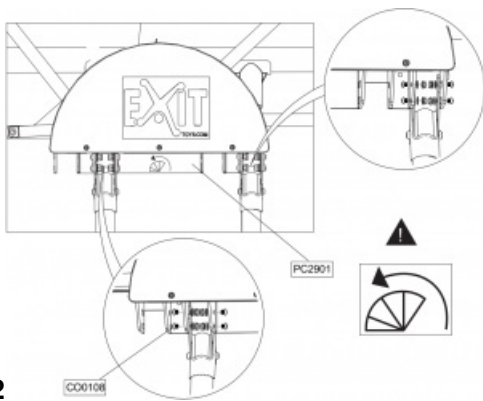
5.



6.

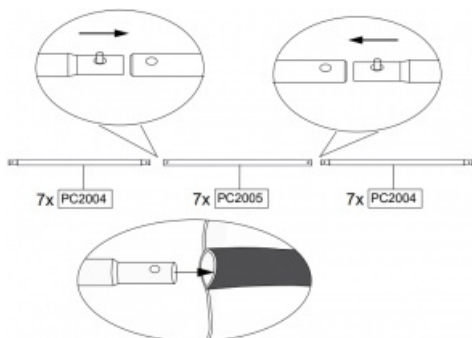


6.1

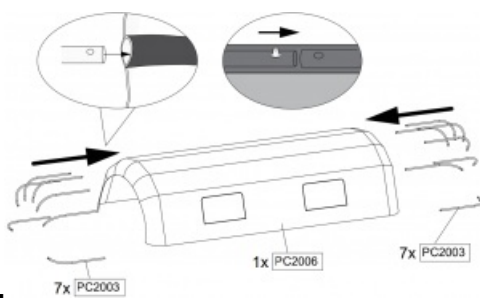


6.2

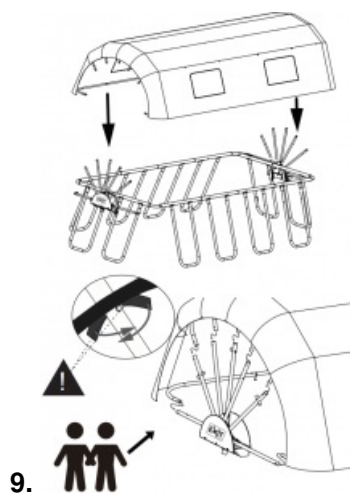
9



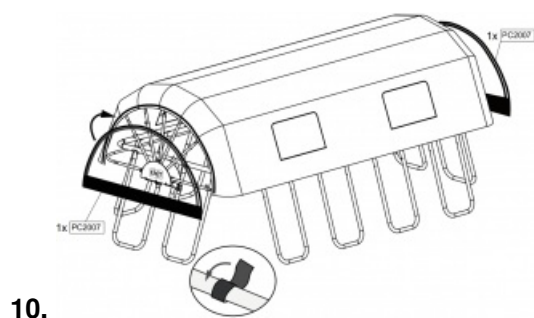
7.



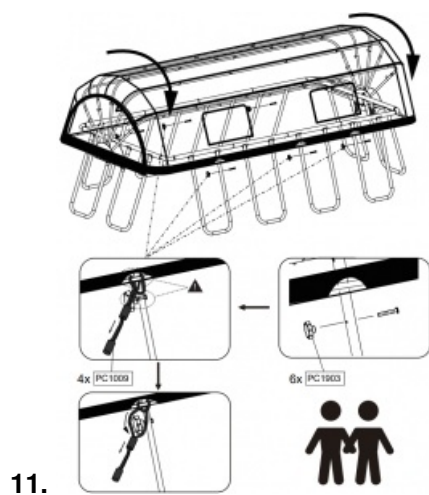
8.



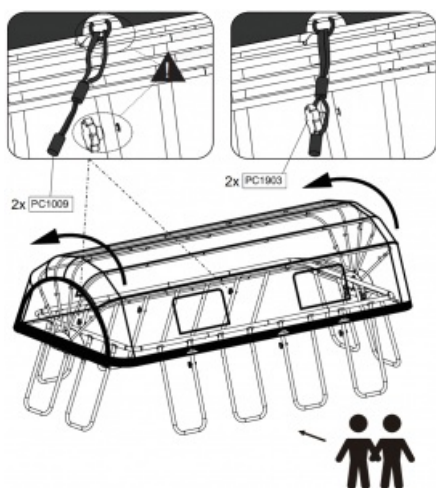
11



12



13



12.

14

2.0 Introduction

Congratulations on choosing a EXIT Swimming Pool Dome!

Have fun, be active and play outdoors.....

That's what keeps driving us to develop innovative, quality toys for cool kids.

We do everything possible to develop safe products for children. As our products are classed as toys, we comply with the toughest consumer safety regulations. Before launching our products onto the market, we have independent tests carried out for certification. We also continuously test our production runs and periodically have independent tests performed again as a further check. Only products which live up to the highest EXIT Toys standard are marked with and recognized by the EXIT-brand.

"We want to thank you for your custom and your confidence in this product. We're sure your kids will have as much fun as we did during development. Being open minded, we really appreciate all comments and ideas which will help us improve our products or develop new ones. You are invited to send your ideas to us at info@exittoys.com"

Please visit www.exittoys.com and discover more cool new products.

The EXIT Toys team

15

3.0 Safety Instructions

Important Safety Instructions: make sure that you carefully read, understand and adhere to all instructions before installation and use, and keep this document for later review. Not following the instructions can lead to severe harm and injury.

Important: only use the EXIT Swimming Pool Dome exclusively and always in combination with a suitable EXIT Pool. Use of other types or brands of pools cannot only lead to irreparable material damages, but can also lead to severe injury.

Important: basically, the safety instructions of the EXIT Frame Swimming Pool are applicable to this product. If

you are no longer in possession of this manual, check out the instructions at exittoys.com or contact us.

Important: always install the Pool Dome with at least 2 adults.

Important: the opening and closing of the Pool Dome always has to be executed by two adults.

Warning: make sure there is sufficient ventilation for the Pool Dome.

Warning: NEVER enter the pool when the Pool Dome has been closed completely (attached to both sides).

Warning: Never allow children in the pool unsupervised. Make sure there is ALWAYS at least one responsible adult present who watches the children!

Warning: Keep sufficient distance around the pool and the Pool Dome: at least 2 meters around and 2.5 meters above the highest point.

Warning: keep hands and fingers away from moving parts. Always open and close the Pool Dome from the long side or from the corner points.

4.0 Maintenance

Attention: Check the Pool Dome regularly for loose parts and if necessary, tighten the screw connections.

The material of the Pool Dome cannot withstand freezing cold, so always take the Pool Dome apart after the summer season.

Long term and moist storage can lead to mould so always make sure the Pole Dome is completely dry before putting it into storage in a damp free environment.

5.0 Use and Wind

Attention: When in doubt, always completely close and anchor the Pool Dome.

Attention: In order to prevent damage or injury by possible wind gusts, you should always anchor the Pool Dome with the rubber bands that were delivered with the product, both completely closed and completely opened.

Attention: never leave the Pool Dome unattended when it is partly open.

Attention: With unexpected hard wind gusts, open or close the Pool Dome and anchor it.

16

In quiet weather (up to wind force 2) you may leave the Pole Dome partially open.

With wind force up to 6 you may leave the Pool Dome completely open if so desired. With wind force higher than 6 you must open the Pool Dome and anchor it.

Never use cleaning products on the flexible part of the Pool Dome, but only use cold or lukewarm water. Do not use abrasive stream, scourers or brushes to clean it.

6.0 Warranty

1. After the date of the purchase invoice, the owner of the EXIT Swimming Pool Dome has a:

- 1-year warranty on the breaking of the frame
- 1-year warranty on the gas springs
- 3 months warranty on the PVC fabric

2. The warranty applies only to the material and construction defects with respect to this product or its components.

3. The warranty becomes defunct if:

- This product is used incorrectly and/or carelessly and is used in such a way that it does not comply with its

purpose.

- This product is not assembled and maintained according to the instruction booklet.
- Technical repairs to this product are not carried out professionally.
- Parts, which are mounted afterwards, do not comply with the technical specifications of the product concerned or are mounted incorrectly.
- The product is rented out or was made available to various unspecified persons in any other manner.

4. EXIT Toys will repair or replace according to its choice all material and construction defects that have been ascertained by EXIT Toys during the warranty period.

5. The owner of the EXIT Toys Swimming Pool Dome is only entitled to the warranty by presenting the product for inspection at a EXIT Toys dealer. It should be handed to the EXIT Toys dealer, accompanied by the original purchase invoice.

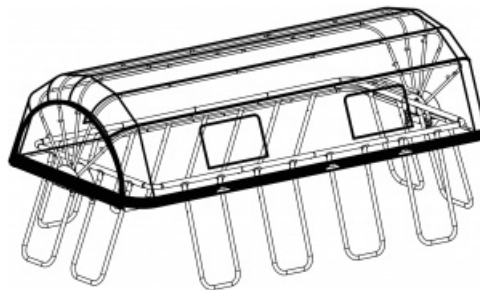
6. In case of material and construction defects that have been ascertained by EXIT Toys, the product or its components will be repaired or replaced – according to its choice – free of charge during the warranty period mentioned in Article 1.

7. If the claim for warranty is not justifiable, all the costs are at the expense of the owner.

8. This warranty cannot be transferred to third parties.

9. The Swimming Pool Dome is designed for personal use. It is not permitted to rent out or place the Swimming Pool Dome in public areas like schools or day-care centers. The guarantee and any other liabilities shall expire if the playhouse is rented out or used in public areas.

17



Contact:

Dutch Toys Group

Edisonstraat 83, 7006RB, Doetinchem , the Netherlands



P.O. Box 369, 7000AJ, Doetinchem, the Netherlands

info@exittoys.com

www.exittoys.com

EXIT is a registered trade mark of Dutch Toys Group

Documents / Resources

 <p>EXIT User manual Gebrauchsanweisung Gebruiksaanwijzing Mode d'emploi</p> <p>SWIMMING POOL DOME</p> <p>4X2 13FTX6.5FT</p>	<p>EXIT Swimming Pool Dome [pdf] User Manual Swimming Pool Dome, 13FTX6.5FT</p>
 <p>EXIT User manual Gebrauchsanweisung Gebruiksaanwijzing Mode d'emploi</p> <p>SWIMMING POOL DOME</p> <p>4X2 13FTX6.5FT</p> <p>5.4X2.5 18FTX8.2FT</p>	<p>EXIT Swimming Pool Dome [pdf] User Manual Swimming Pool Dome, Swimming Pool, Dome, 4X2 13FTX6.5FT Dome, 5.4X2.5 18FTX8.2FT Dome</p>

References

-  [SHANGHAI JILONG SPORT AND LEISURE PRODUCTS CO., LTD-redirect](#)