



EXIT Springle 5×5 Square Water Jet Tiles User Manual

[Home](#) » [EXIT](#) » EXIT Springle 5×5 Square Water Jet Tiles User Manual 

Contents

- [1 EXIT Springle 5×5 Square Water Jet Tiles](#)
- [2 Technical specifications](#)
- [3 WHAT'S IN THE BOX](#)
- [4 INSTALLATION INSTRUCTION](#)
- [5 Disassembling](#)
- [6 Introduction](#)
- [7 Guidelines for safe use](#)
- [8 Warnings for safe use, maintenance and assembly](#)
- [9 Warranty](#)
- [10 Documents / Resources](#)



EXIT Springle 5×5 Square Water Jet Tiles









Warning! Adult assembly required. This product should, at all times, be used by the child under direct supervision of an adult. OUTDOOR USE ONLY. Only for domestic use.

Technical specifications

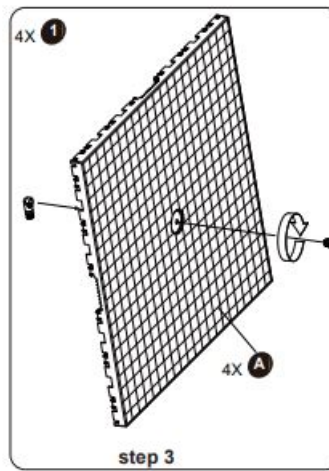
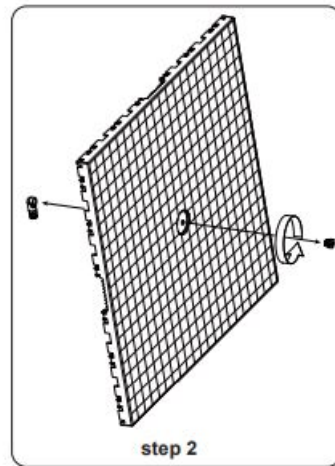
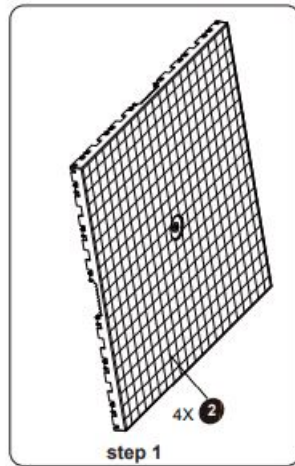
- **Product name** : Exit Sprinkle 5×5 square / Hopscotch
- **Age range** : 3-8 years
- **Max. Weight/load** : 100 kg / 220 lbs

WHAT'S IN THE BOX

A  Light gray 8X ST2001	B  Dark gray 8X ST2002	C  68X ST2007
D  5X ST2003	E  8X ST2009	F  1X ST3903

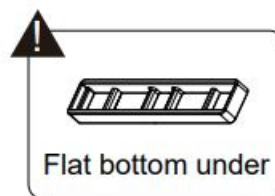
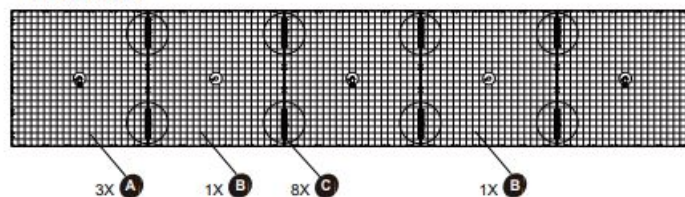
INSTALLATION INSTRUCTION

1B

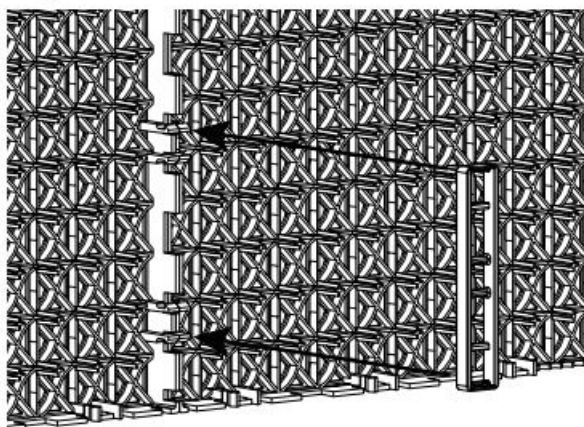


2B

3x ST2907

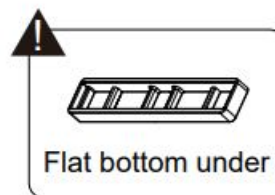
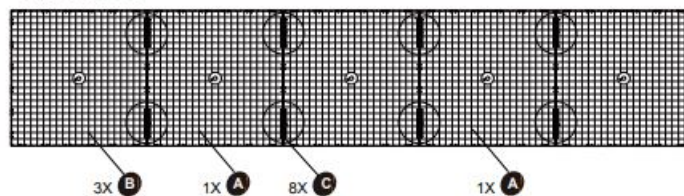


“Click”

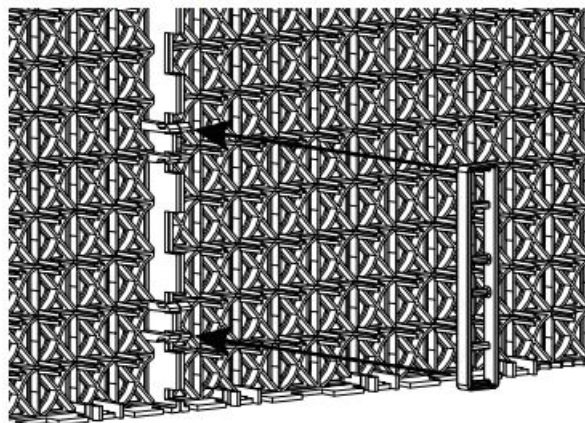


3B

2x ST2908




“Click”




4B


ST2907




ST2908




ST2907



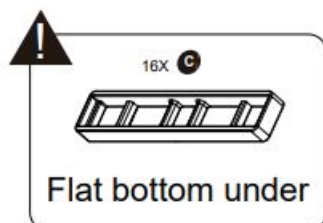
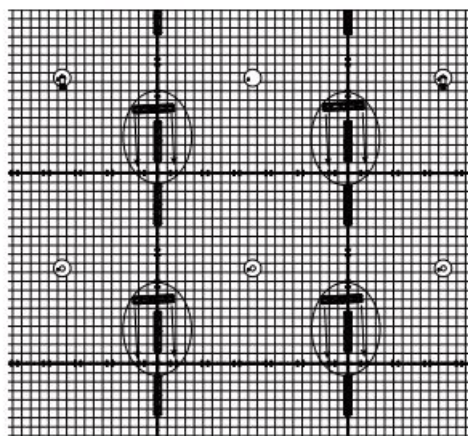
ST2908




ST2907




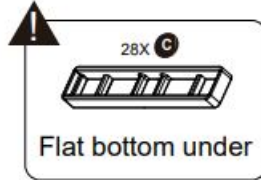

5B



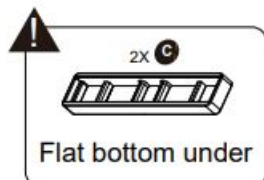
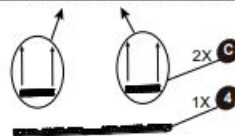

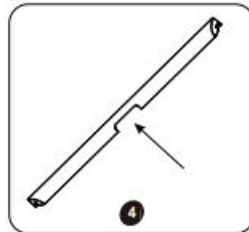
Flat bottom under



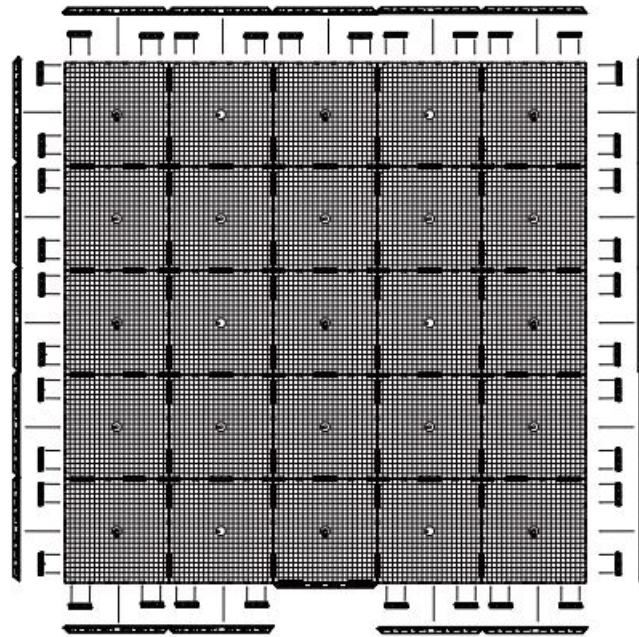
6B



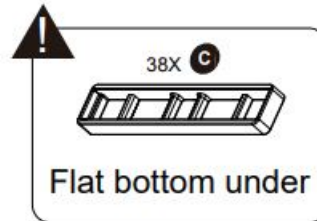
7B



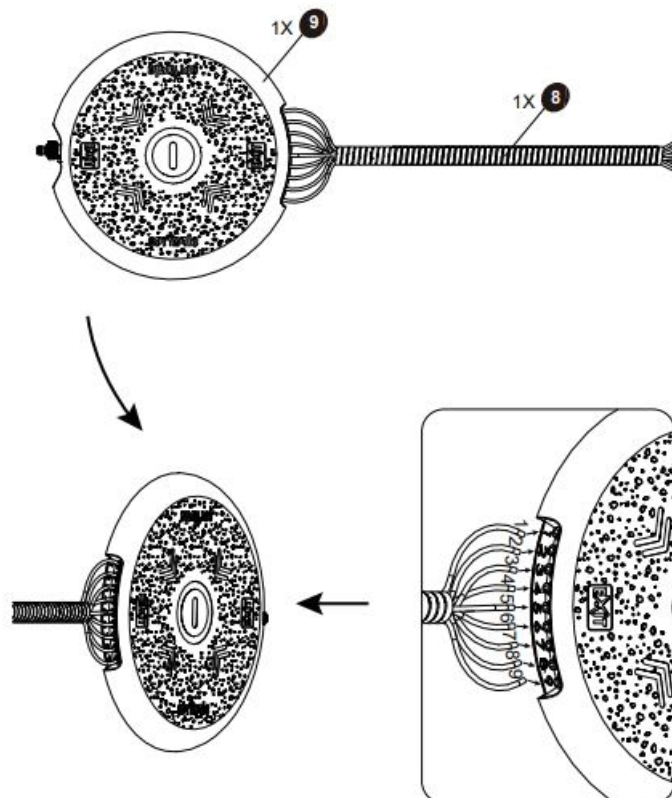
8B




19X **D**



9B






Tube 2 (no extension tube)
connected to Tile 2




Tube	Ext. Tube
1	①
3	③
4	④
5	⑤
6	⑥
7	⑦
8	⑧
9	⑨

9		8		7
6		5		4
3		2		1






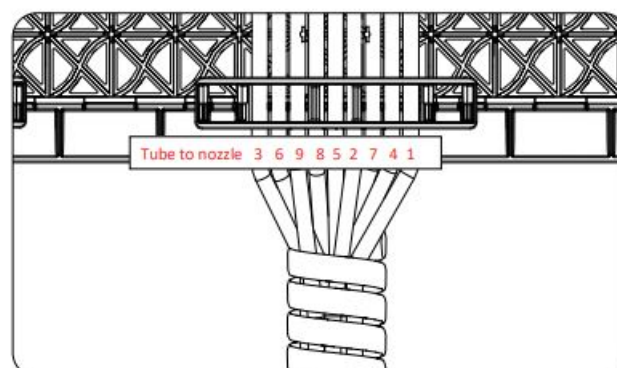
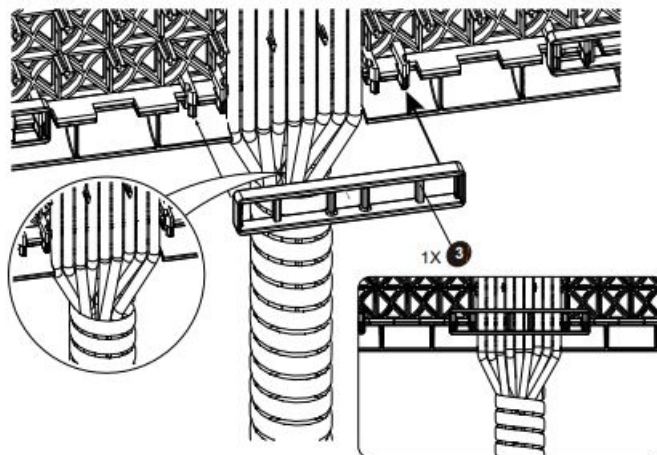
Bend the tube
around 2 supports .




Guide the tubes through
the inlets between the
two tiles.



11B

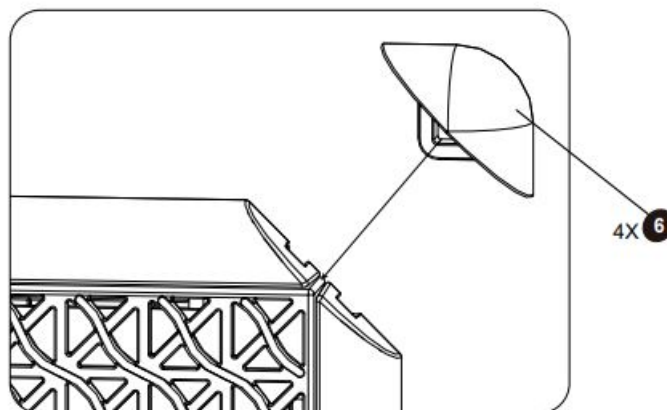


12B

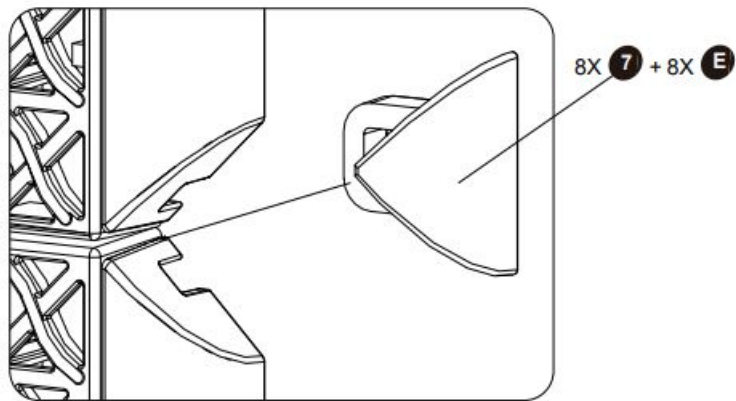


- Two people stand up and put it down

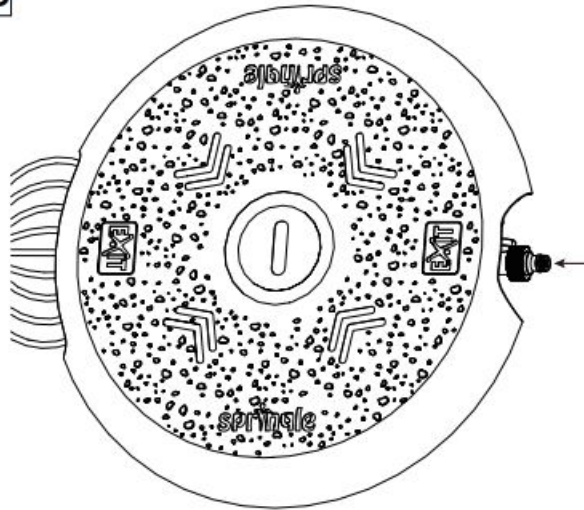
13B





14B



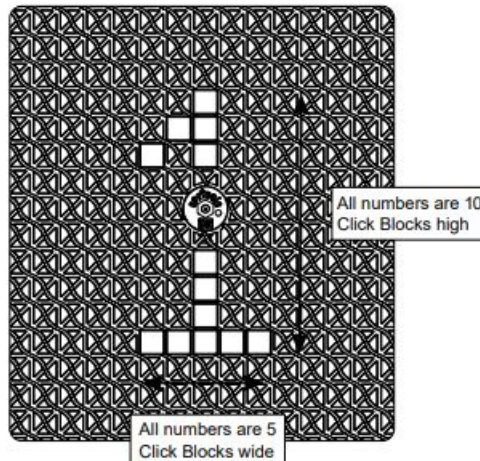
15B



16B



nX 10

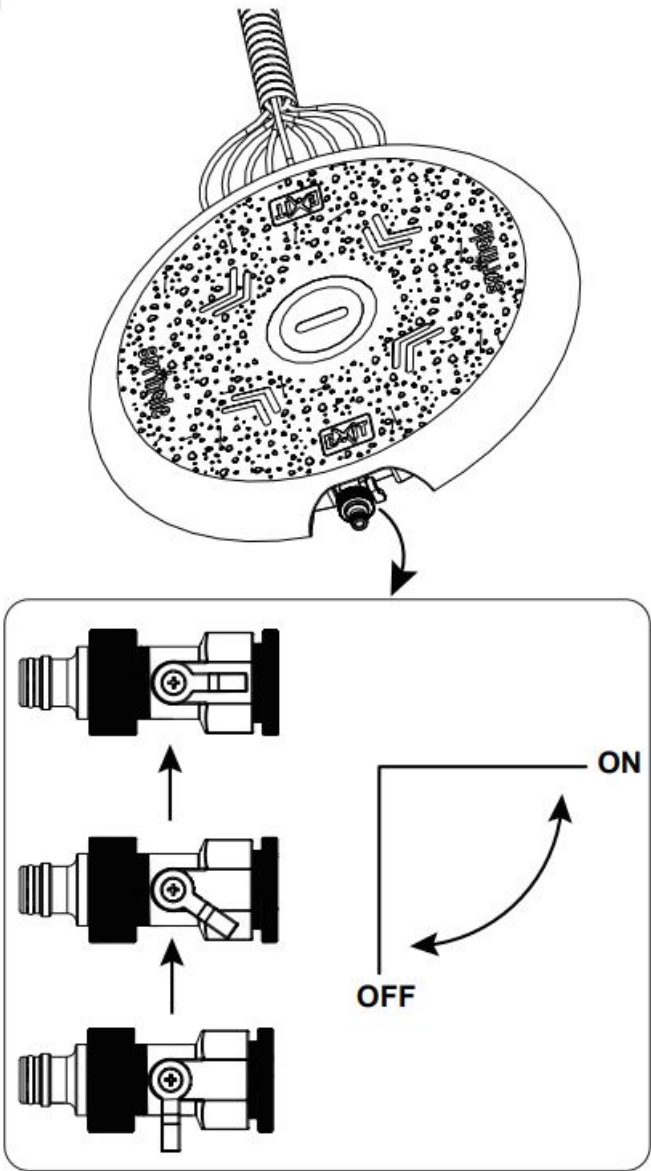


1. Connect the electric power supply to the control box. You can notice a green blur light under the cover of the control box.
2. To start "tap" once on the control box. The program will start. When you "tap" again an other program will start.

There are totally 7 standard programs. When you want more options you can download the app from the app store.



18B




Games to play:

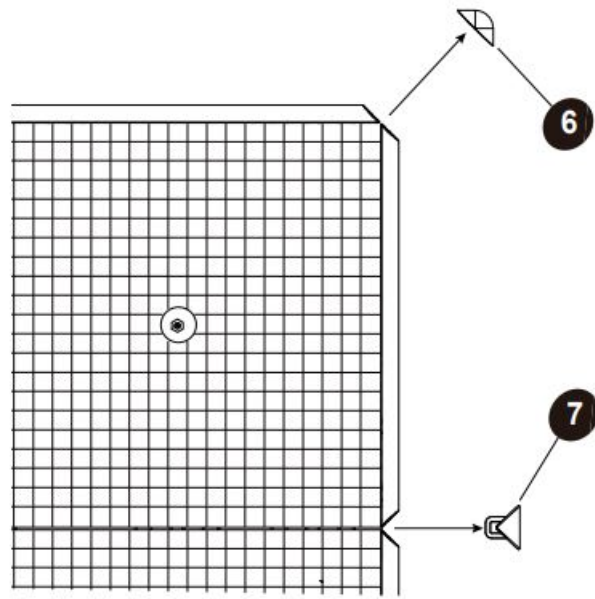
1. Catch: stay in the middle (5) and try to catch the beam around you.
2. Forward: follow the numbers 1,2,3 etc till 9 and start at 1 again.
3. Bounce: same as “forward” but from 9 backwards till 1.
4. Three: 3 beams together horizontal.
5. Snake: follow the path of the beams.
6. Random: randomized beams.
7. Random 2: randomized 2 beams together.

Disassembling

1




2



- When remove part 6 & 7 first and then remove the tile.

3



Congratulations on choosing an EXIT Sprinkle waterfun!

Have fun, be active and play outdoors.....

That's what keeps driving us to develop innovative, quality wheeled toys for cool kids. We do everything possible to develop safe products for children. As our products are classed as toys, we comply with the toughest consumer safety regulations. Before launching our products onto the market, we have independent tests carried out for certification. We also continuously test our production runs and periodically have independent tests performed again as a further check. Only products which live up to the highest EXIT Toys standard are marked with and recognized by the EXIT-brand. "We want to thank you for your custom and your confidence in this product. We're sure your kids will have as much fun as we did during development. Being open-minded, we really appreciate all comments and ideas which will help us improve our products or develop new ones. You are invited to send your ideas to us at info@exittoys.com" Please visit www.exittoys.com and discover more cool new products. The EXIT Toys team

Guidelines for safe use

Using your EXIT Sprinkle as instructed in this manual will eliminate virtually all hazards. However, please bear in mind that children have a natural urge to play and that this may lead to unforeseen dangerous situations for which the manufacturer cannot be held responsible. Teach your children how to use the product and point out possible dangers to them.

Before assembling and using the product, please read and observe these main warnings:

WARNING To avoid serious injury:

- Read and understand the manual before use.
- **WARNING:** Only for domestic use.
- **WARNING:** CHOKING HAZARD! – Small parts. Not for Children under 3 years old.
- Max. User weight on surface: 100kg.
- Age: 3-8 years.
- Continuous adult supervision is required.
- The product is to be assembled by an adult prior to use.
- In case of missing or broken parts, please contact place of purchase for assistance.
- We are not liable for any injuries that may occur when using the product.

Warnings for safe use, maintenance and assembly

Please read carefully and keep all enclosed information for future reference.

ASSEMBLY AND SAFETY INFORMATION

The product must be assembled by an adult. They must be erected exactly in accordance with the assembly instructions. Enlisting the aid of a helper will make assembly easier. In order to ensure the correct tensions and to ease assembly, it is important to assemble the product hand tight to begin with. Only when complete, should the fastenings be fully tightened and checked. Should there be any missing parts, the toy must not be used until replacement parts have been fitted.

SITING

These toys can be positioned on a hard surface such as concrete or asphalt or suitable surfaces like grass, sand or a play surface intended for this use. The product should be sited on level ground.

USAGE

The products are designed and made for family outdoor domestic use only by children aged 36 months+, unless otherwise stated, and must not be used by anybody else. Misuse can result in injury.

SUPERVISION

Children should always be supervised while they are playing on the product and should be instructed not to use the toy in an inappropriate or hazardous manner. We recommend to enter the surface barefoot during play.

WEATHER CONDITIONS

Special care should be taken as weather conditions change. In particular, outdoor toys can become slippery in wet. In warmer and sunnier weather, parts can become hot, and the temperature should be regularly checked during play. If there is any doubt over safety then the toys should not be used. If high wind is expected or forecasted, please ensure that the outdoor toys are either moved to a sheltered position or well secured to the ground or other immovable object. Please store all accessories indoors if temperature falls below 40°F (4°C).

WATER PLAY

Many surfaces can become slippery during water play. Extra caution and supervision is required when combining water (e.g. paddling pools, aqua slides etc.) with other forms of outdoor play.

MAINTENANCE

With all toys it is vital that the equipment is checked regularly and often by an adult. The complete toy should be checked at least once a month, and particular attention should be paid to connections and fastenings. If any parts exhibit signs of wear and tear, they may need to be replaced. Checks must be carried out at the beginning of the usage season as well as at regular intervals throughout the usage season. Failure to do this may result in the product malfunctioning and causing injury. Children must not be allowed to use the toy until properly installed and checked. Changes to the original toy (for example the adding of an accessory) shall be carried out according to the instructions of the retailer of the original toy.

FIRE RISKS AND DISPOSAL

Never allow the product to be placed or used near a fire. Store out of the reach of children until it can be properly disposed of. These instructions are issued in the interest of child safety, and we do ask you to follow our advice.

Transformers used with the toy are to be regularly examined for damage to the cord, plug, enclosure and other parts, and in the event of such damage, they must not be used until the damage has been repaired;

- The toy is not to be connected to more than the recommended number of power supplies.
- Toy is not intended for children under 3 years old;
- The toy shall only be used with a transformer for toys;
- The model No. or specification of a suitable transformer for use with the toy;
- The transformer is not a toy;
- Toy liable to be cleaned with liquids are to be disconnected from the transformer before cleaning;
- Instruction has to be kept since it contains important information.

SPECIAL WARNINGS

- Place the toy on a level surface, at least 2m from any structure or obstruction such as a fence, garage, house, overhanging branches, laundry lines or electrical wires.
- Keep the assembly and installation instructions for further reference.

Warranty

Dutch Toys Group B.V. provides a guarantee on the EXIT Sprinkle product:

- All other parts: 2-year guarantee. Dutch Toys Group B.V. reserves the right to not offer the guarantee if:
 - the original purchase receipt is missing;
 - the EXIT Sprinkle product is used for purposes other than what it was developed for;
 - the assembly method differs from the prescribed assembly method;
 - technical repairs are not carried out professionally;
 - the EXIT Sprinkle product is used in public places like schools and day-care centres;
 - the EXIT Sprinkle product is rented out to third parties;
 - regular checks are not conducted and parts, screws and connecting pieces are not replaced where necessary.

PLEASE NOTE!

The guarantee only applies upon submission of this form and the original purchase receipt. Please store them in a safe place!

Dutch Toys Group P.O. Box 369, 7000 AJ, Doetinchem Edisonstraat 83, 7006 RB, Doetinchem The Netherlands

- info@exittoys.com
- www.exittoys.com

EXIT is a registered trade mark of Dutch Toys Group

Documents / Resources

	<p>EXIT Springle 5x5 Square Water Jet Tiles [pdf] User Manual MWO-56101-V05, ST2007, Springle, Springle 5x5 Square Water Jet Tiles, 5x5 Square Water Jet Tiles, Water Jet Tiles, Jet Tiles, Tiles</p>
---	---