



EXIT 488x122cm 48Inch Pool Ladder User Manual

[Home](#) » [EXIT](#) » EXIT 488x122cm 48Inch Pool Ladder User Manual 

Contents

- [1 EXIT 488x122cm 48Inch Pool Ladder](#)
- [2 DIMENSION](#)
- [3 Part reference](#)
- [4 Introduction](#)
- [5 Guidelines for safe use](#)
- [6 Care and usage](#)
- [7 Limited warranty](#)
- [8 Contact](#)
- [9 Documents / Resources](#)
 - [9.1 References](#)
- [10 Related Posts](#)

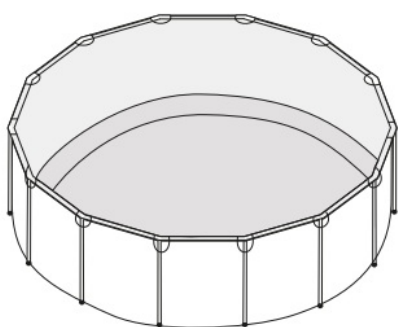
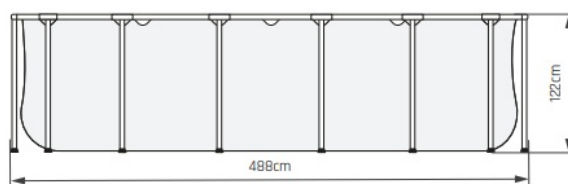
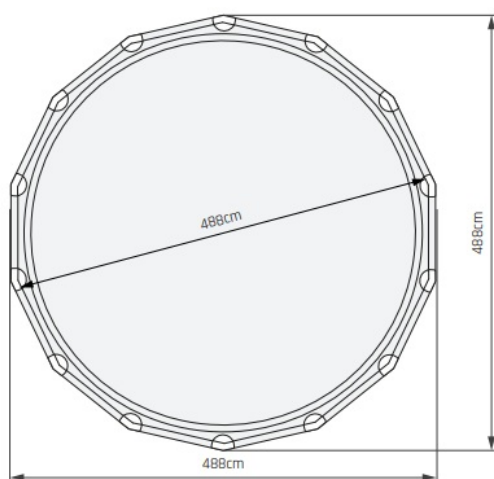


EXIT 488x122cm 48Inch Pool Ladder

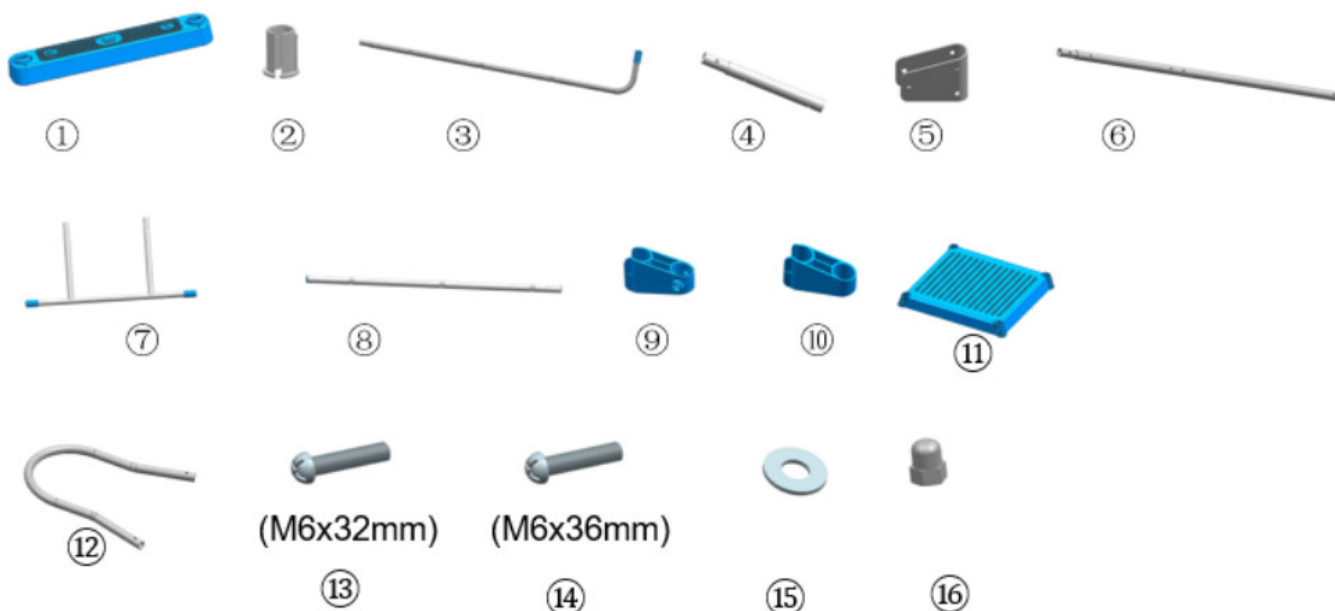


Important safety rules: Before installing and using this product read, understand, and follow all instructions carefully and keep it for future reference!

DIMENSION



Part reference

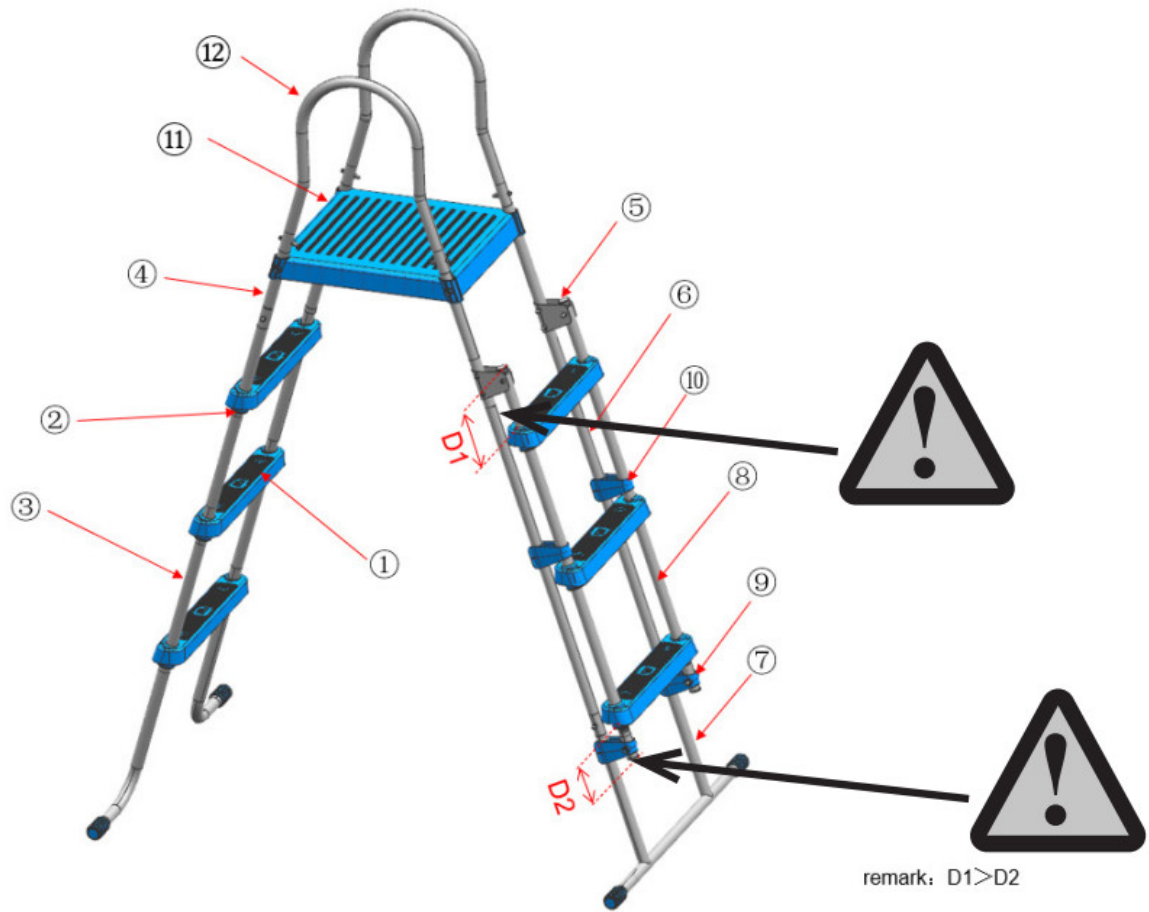


NOTE: Drawing for illustration purposes only. The actual product may vary. Not to scale. Before assembling your p, layout, and review the contents to become familiar with all the parts you will be using during the assembly:

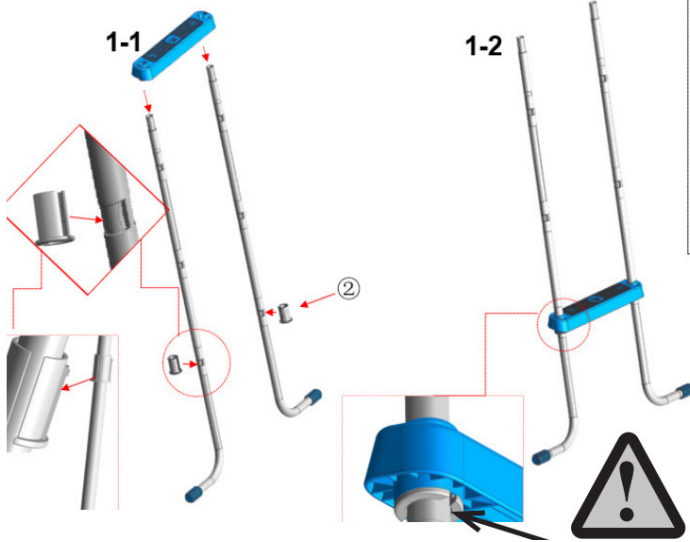
| Part | Item no. | # |
|------|----------|---|
|------|----------|---|

| | | |
|----|--------|-----------|
| 1 | 395238 | 6 |
| 2 | 395239 | 12 |
| 3 | 395254 | 2 |
| 4 | 395255 | 2 |
| 5 | 395242 | 2 |
| 6 | 395256 | 2 |
| 7 | 395244 | 1 |
| 8 | 395245 | 2 |
| 9 | 395246 | 2 |
| 10 | 395247 | 2 |
| 11 | 395257 | 1 |
| 12 | 395249 | 2 |
| 13 | 395250 | 8 |
| 14 | 395251 | 12 |
| 15 | 395252 | 40 |
| 16 | 395253 | 20 |

!



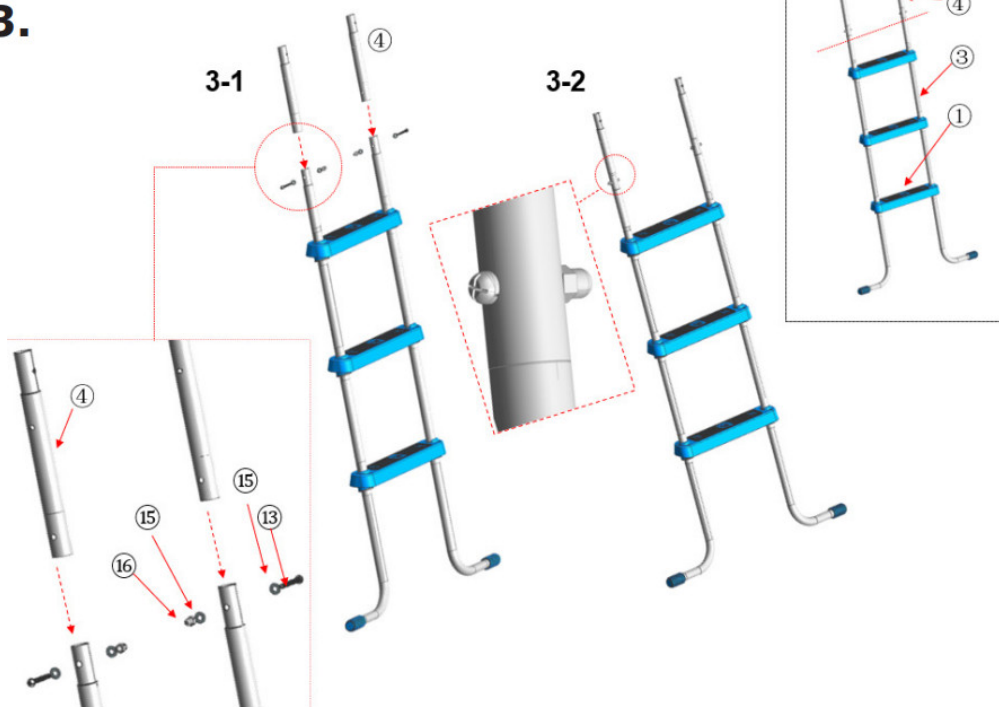
1.



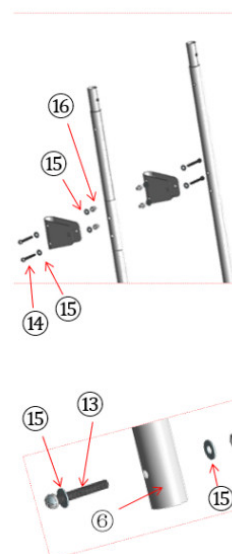
2.



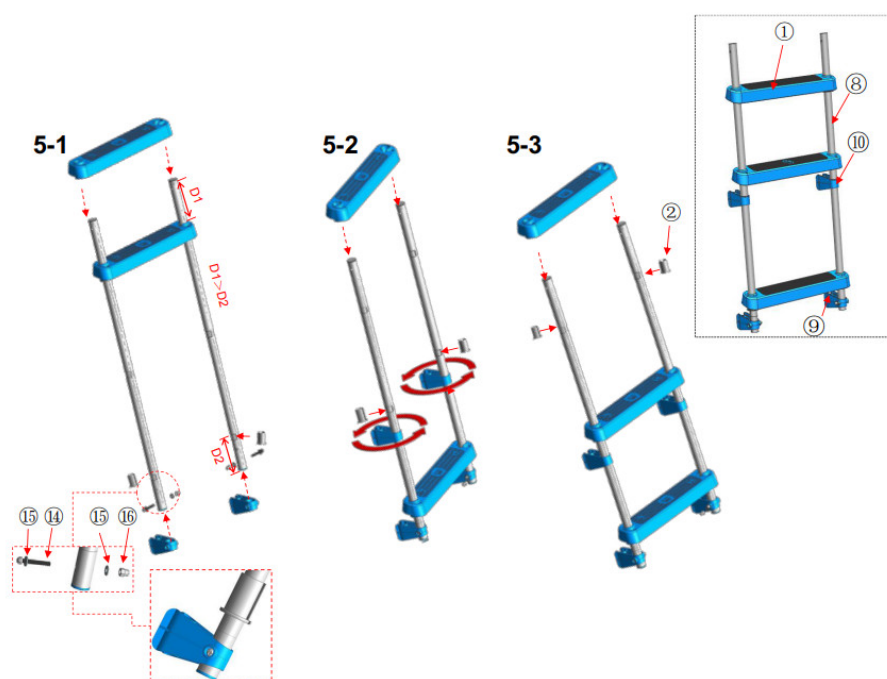
3.



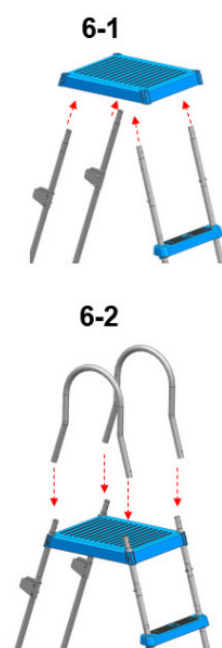
4.

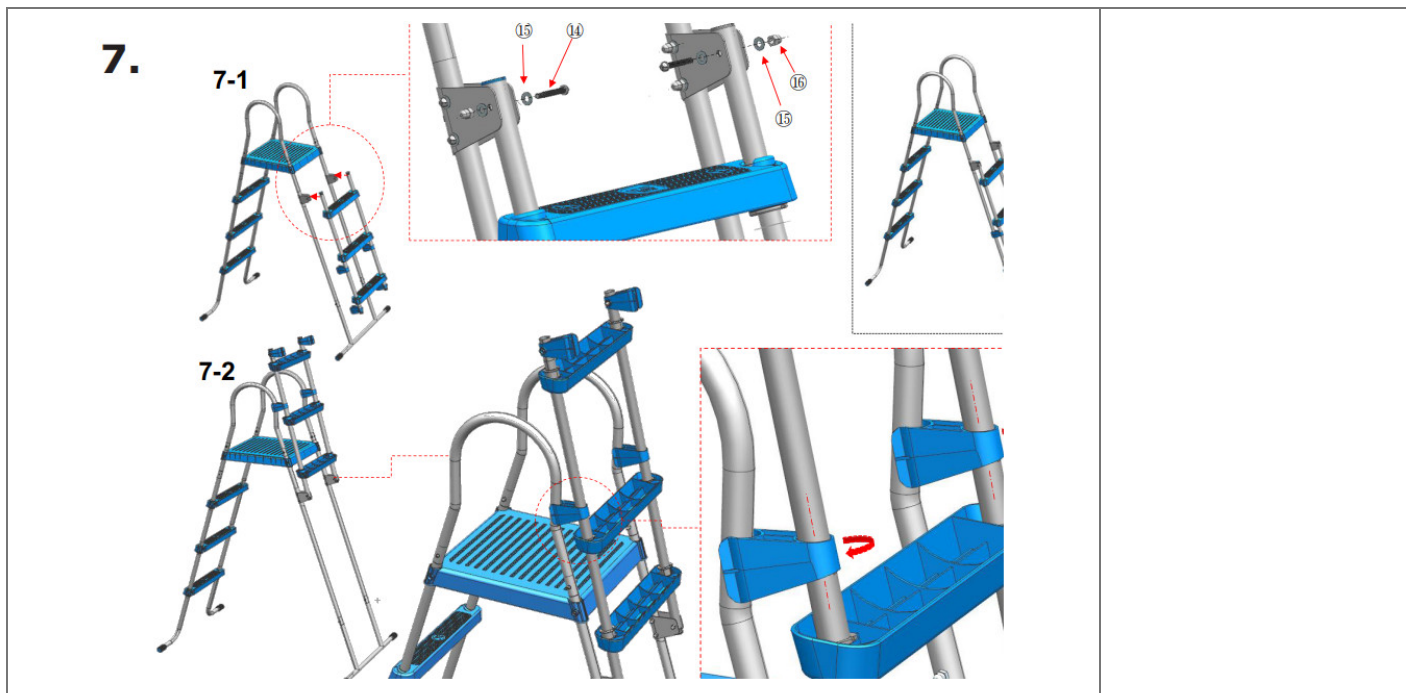


5.



6.





Introduction

Congratulations on choosing an EXIT Toys Pool Ladder!

Have fun, be active and play outdoors.....

That's what keeps driving us to develop innovative, quality toys for cool kids and parents.

We do everything possible to develop safe products for children. As our products are classed as toys, we comply with the toughest consumer safety regulations. Before launching our products onto the market, we have independent tests carried out for certification. We also continuously test our production runs and periodically have independent tests performed again as a further check. Only products which live up to the highest EXIT Toys standard are marked with and recognized by the EXIT brand.

"We want to thank you for your custom and your confidence in this product. We're sure your kids will have as much fun as we did during development. Being open-minded, we really appreciate all comments and ideas which will help us improve our products or develop new ones.

You are invited to send your ideas to us at info@exittoys.com"

Please visit www.exittoys.com and discover more cool new products.

The EXIT Toys team

Guidelines for safe use

WARNING: Failure to follow these warnings may result in broken bones, entrapment, paralysis, drowning, or other serious injuries.

1. Supervise children and those with disabilities at all times.
2. Always assist children when they use the ladder to avoid falls and/or serious injury.
3. Never dive or jump from this ladder.
4. Locate the ladder on a level, solid base.
5. One person on this ladder at a time.
6. Maximum load: 300 lbs (136 kg). Complies with EN16582 strength requirements.

7. Face the ladder at all times for entry/exit of the pool.
8. Remove and secure the ladder when the pool is not occupied.
9. Do not swim under, through, or behind the ladder.
10. Check all nuts and bolts regularly to ensure the ladder stays sturdy.
11. If swimming at night uses artificial lighting to illuminate all safety signs, ladders, pool floor, and walkways.
12. Assembly and disassembly by adults only.
13. This ladder is designed and manufactured for a specific pool wall height and/ or deck of the pool. Do not use it with other pools.
14. Failure to follow the maintenance instructions and warnings may result in adverse health effects or injury, particularly to children.
15. Only use this ladder for the purposes described in this manual.

These product warnings, instructions, and safety rules provided with the product represent some common risks of water recreation devices and do not cover all instances of risk and danger. Please use common sense and good judgment when enjoying any water activity.

Care and usage

1. Store the ladder in a safe and dry place.
2. Never store any materials on the ladder.
3. Keep ladder clean and free of all foreign materials.
4. Do periodic maintenance on screws, when the ladder is not in use, put some antirust oil on them.
5. Do not use the ladder at a temperature below -5°C
6. Recommend removing the pool ladder from the swimming pool during the off-season (winter months).
7. Disassemble all the components and dry thoroughly.
8. Store in a dry location out of children's reach

Limited warranty

We warrant all components contained in this Pool ladder against defects in materials and workmanship under normal use and service, for a period of 90 days from the date of purchase for the original owner only.

If any of the components have been consumer-replaced, damaged, or misused, the corresponding warranty on those components is invalidated. In this situation, you will be advised of the cost of replacement parts and processing instructions.

If a verifiable manufacturing defect is found during the relevant time period, we agree to replace at its option any product under warranty provided a proper proof of purchase is presented.

This limited warranty is not valid if the product is used for commercial purposes, or if the damage is caused by an accident, consumer misuse, neglect or abuse, vandalism, improper use of chemicals, exposure to extreme weather conditions or negligence during product set up or disassembly.

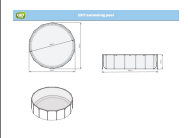
We cannot be held responsible for the cost of installation, labor, or transportation expenses incurred due to the replacement of defective parts. This limited warranty, furthermore, does not cover any unauthorized alterations to the product.

Contact

- Dutch Toys Group
- Edisonstraat 83, 7006RB, Doetinchem , the Netherlands
P.O. Box 369, 7000AJ, Doetinchem, the Netherlands
- info@exittoys.com
- www.exittoys.com

EXIT is a registered trademark of Dutch Toys Group

Documents / Resources

| | |
|---|--|
|  | <p>EXIT 488x122cm 48Inch Pool Ladder [pdf] User Manual 488x122cm 48Inch Pool Ladder, 488x122cm Pool Ladder, 48Inch Pool Ladder, Pool Ladder, Ladder</p> |
|---|--|

References

- [🏠 SHANGHAI JILONG SPORT AND LEISURE PRODUCTS CO., LTD-redirect](#)