



## EXIT TOYS MB200 GetSet Barbell Holders Instruction Manual

[Home](#) » [EXIT TOYS](#) » EXIT TOYS MB200 GetSet Barbell Holders Instruction Manual 

### Contents

- [1 EXIT TOYS MB200 GetSet Barbell Holders](#)
- [2 Product Information](#)
- [3 Product Usage Instructions](#)
- [4 Product Parts](#)
- [5 Assembly Procedure](#)
- [6 How To Build?](#)
- [7 Documents / Resources](#)
- [8 Related Posts](#)



**EXIT TOYS MB200 GetSet Barbell Holders**



## Product Information

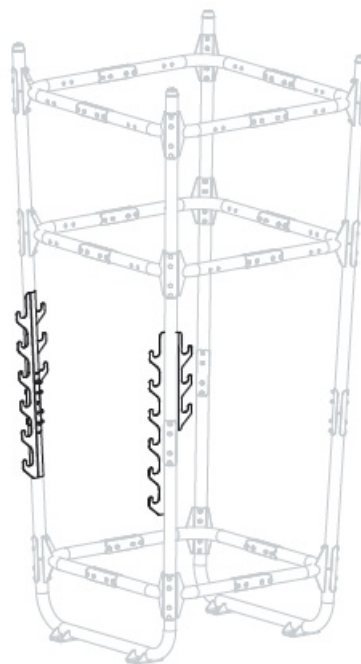
- Product Name: GetSet Barbell Holders
- Model Number: MG-908-V01
- Package Contents: 1x GetSet Barbell Holders
- Product Dimensions: Not specified
- Weight: Not specified
- Manufacturer: GetSet

## Product Usage Instructions

1. Identify the parts included in the package.
2. Assemble the barbell holders according to the provided diagram.
3. Tighten all screws and nuts using a torque wrench with a torque of 30Nm.
4. Place the barbell holders at the desired height: High, Mid, or Low.
5. Ensure that the barbell holders are securely attached to a stable surface.
6. Load the barbell onto the holders, making sure it is properly centered.
7. Perform exercises using the barbell while ensuring proper form and technique.
8. After use, carefully unload the barbell from the holders.
9. Store the barbell holders in a safe and dry place to prevent damage.

**Note:** For any further information or troubleshooting, refer to the complete user manual provided with the product.

## Product Parts



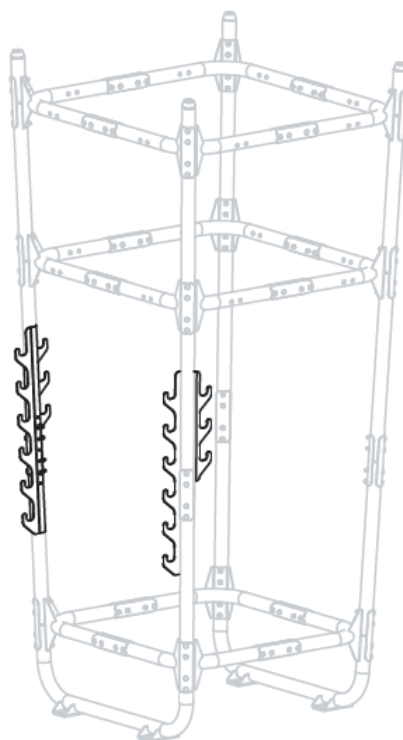
## WARNING

CHOKING HAZARD small parts Adult assembly required retain for future reference

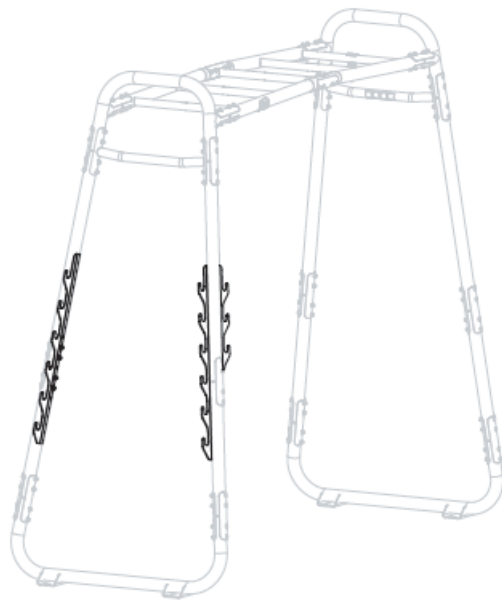
02



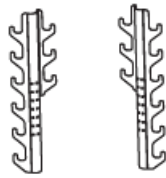
04



## Assembly Procedure

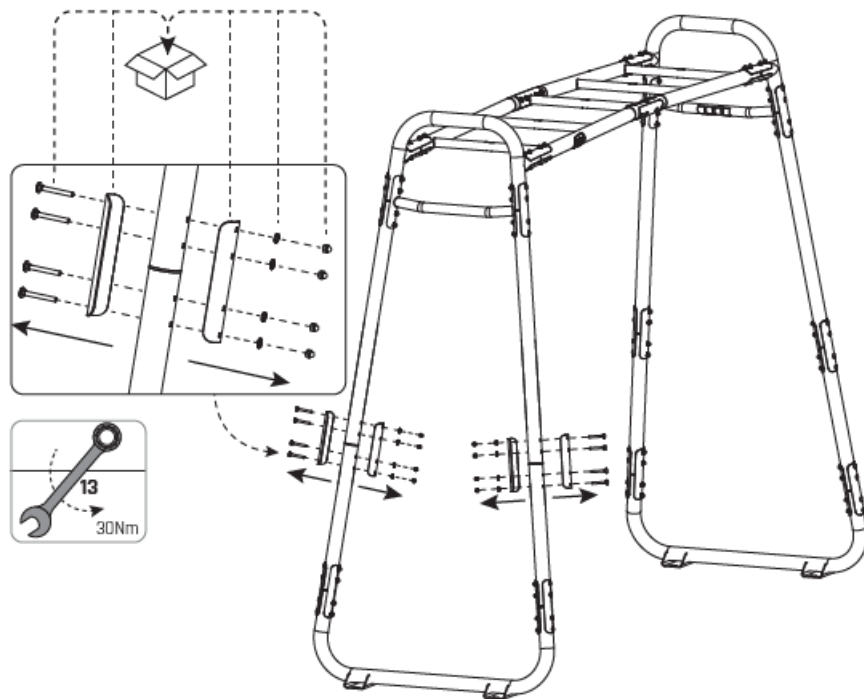


1

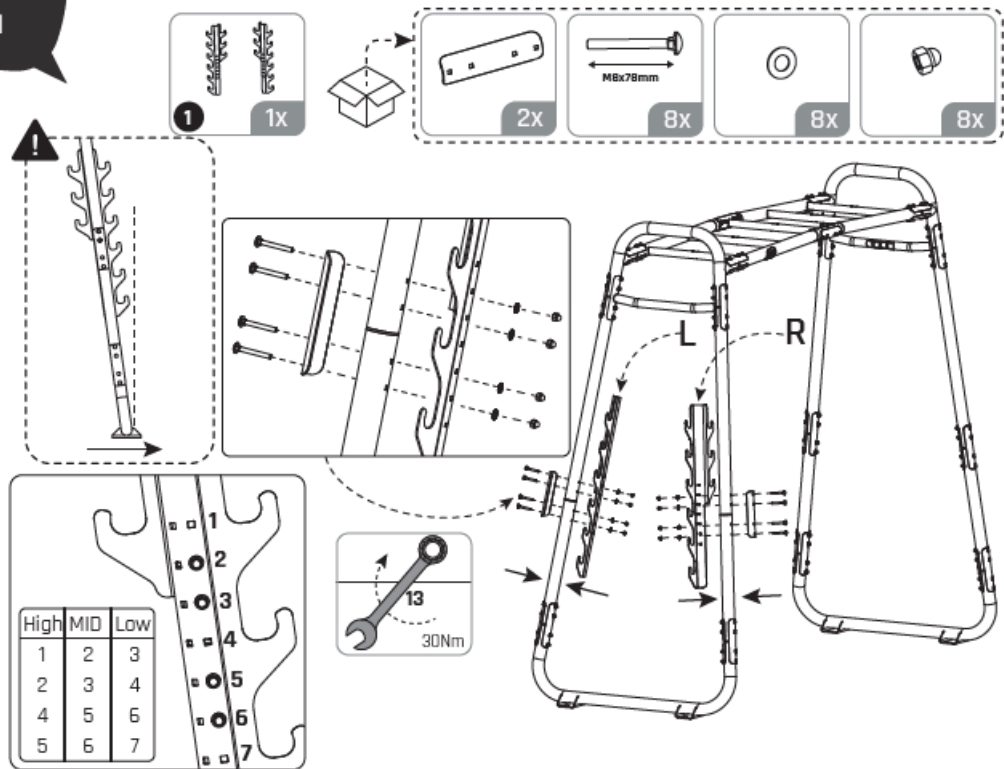


54.90.15.00	1X
-------------	----

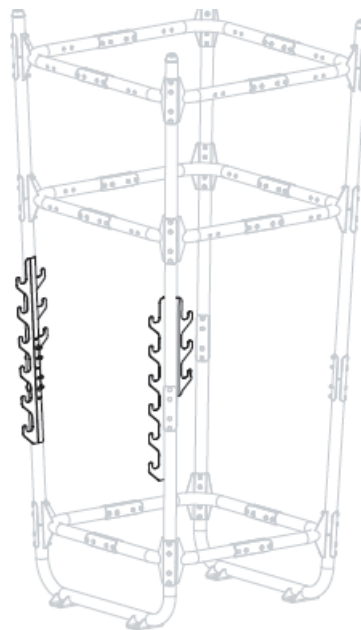
1



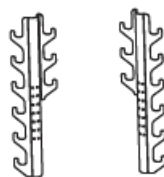
2



## How To Build?

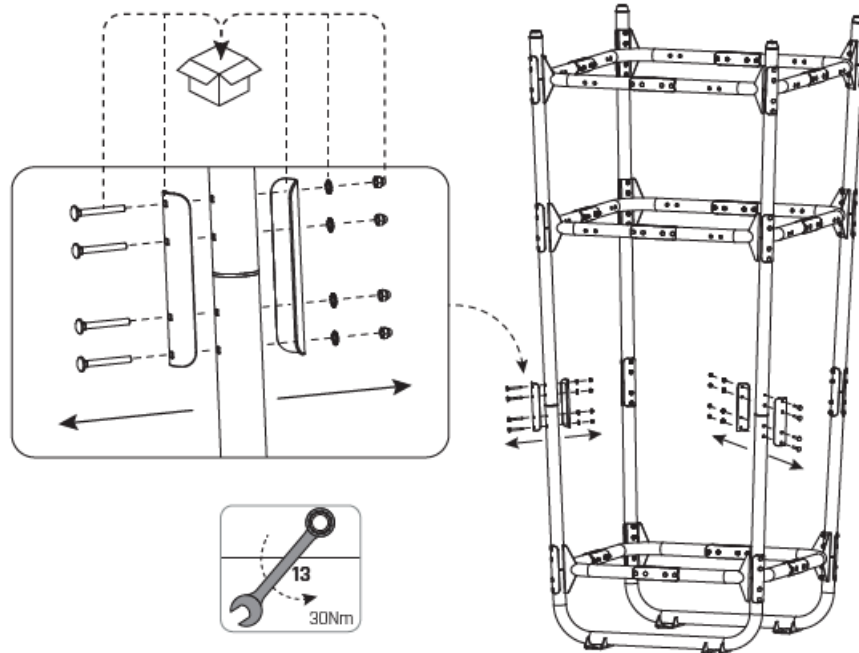


1

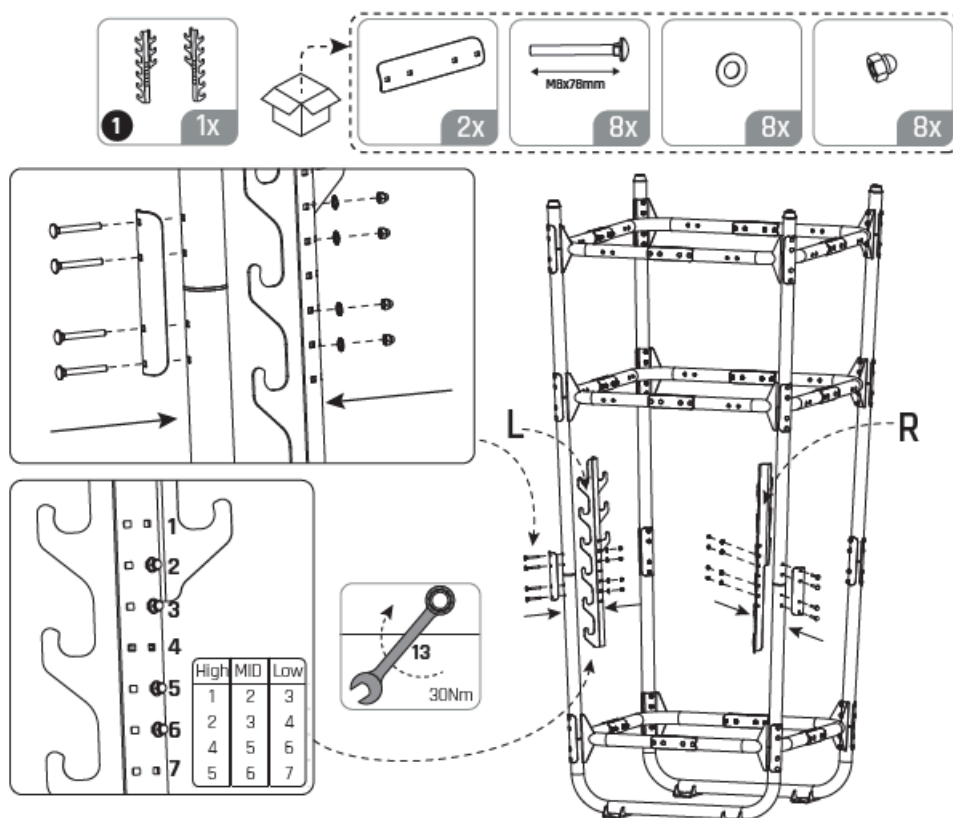


54.90.15.00 1X

1



2



61.81.90.15



8 720791 613365


**Contact Information:**

Dutch Toys Group B.V.  
Edisonstraat 83  
7006 RB Doetinchem, The Netherlands

[info@exittoys.com](mailto:info@exittoys.com)

[www.exittoys.com](http://www.exittoys.com)

**Documents / Resources**

 The image shows the top-left corner of a document cover. It features the 'EXIT TOYS' logo in a black circle, followed by the text 'GetSet' and 'EXIT Barbell Holders' in a smaller font. Below the text is a line drawing of a barbell holder. At the bottom, there is a small white box with a red 'X' mark.	<p><a href="#">EXIT TOYS MB200 GetSet Barbell Holders</a> [pdf] Instruction Manual MB200, MB300, PS500, PS600, MB200 GetSet Barbell Holders, GetSet Barbell Holders, Barbell Holders, Holders</p>
---	---

Manuals+.