



# EWEADN MK68 Keyboard Instruction Manual

[Home](#) » [EWEADN](#) » EWEADN MK68 Keyboard Instruction Manual 

## EWEADN MK68 Keyboard Instruction Manual



### Contents

- [1 Basic parameters](#)
- [2 Battery Indicator](#)
- [3 Sleep mechanism](#)
- [4 Lighting settings](#)
- [5 Combination key function](#)
- [6 Connection method:](#)
- [7 Bluetooth connect](#)
- [8 Wired connection](#)
- [9 List of items](#)
- [10 Quality assurance card](#)
- [11 Service validity period:](#)
- [12 Service content:](#)
- [13 Not within the scope of services:](#)
- [14 Documents / Resources](#)
  - [14.1 References](#)
- [15 Related Posts](#)

## Basic parameters

**Product model:** MK68

**Battery parameters:** 3.7V 2000mAh (Fast charging not supported! Please connect your computer for charging)

**Input:** 5V  200mA

**Connection modes:** wired connection, Bluetooth connection (5.0), 2.4G connection

**Wireless version:** 2.4G, BLE 5.0

**Wireless connection distance:** 10 meters (in unobstructed open environments)

**Charging port:** Type-C (USB-C)

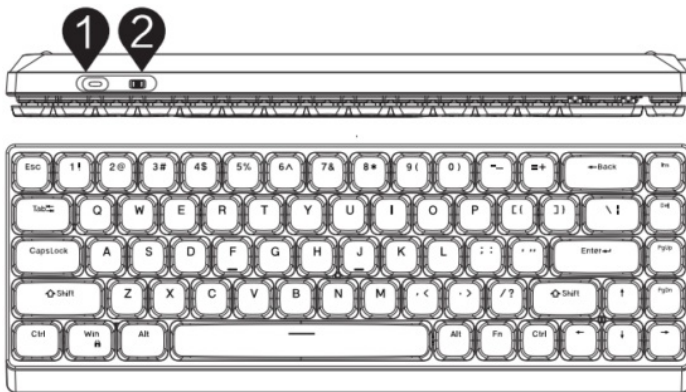
**Supported systems:** Windows, MacOS, iOS, Android

**Product size:** 28mm 308mm 102mm

Manual measurement of relevant parameters.

In case of any discrepancies, the actual product shall prevail

1. Type-C interface
2. Power switch ON/OFF



## Battery Indicator

**Low battery state:** The red light flashes quickly, and the charging state is always red, fully charged and normal. Follow the lighting effect.

## Sleep mechanism

In wireless mode connection mode, without any operation status, the backlight will turn off after 2 minutes, press the key. The disk is still in working condition, and the backlight will light up promptly when any key is triggered; No operation 10 points. After the clock enters deep sleep mode, trigger any key to wake up the keyboard.

## Lighting settings

**FN+Space Three second factory recovery FN+Back Switch lighting effects:**

1. Always on mode (default)
2. Guide the world
3. Breath mode
4. Press and go
5. Follow the flow
6. Dripping Ripples

7. Flowing Light Overflowing Color
8. Flowing Light
9. Highlighting Dots
10. Instant Trigger
11. No Trace on Snowy Feet
12. Button Ripple
13. Blossoming Wealth
14. Running Horse Light Effect
15. Rotating Storm
16. Snake shaped Running Horse
17. Starry Dots
18. Flowing Stream
19. Diagonal Transformation
20. Sinusoidal Light Waves
  - FN+↓ Light brightness-
  - FN+↑ Light brightness+
  - FN++ Light speed-
  - FN+ Light speed+

## Combination key function

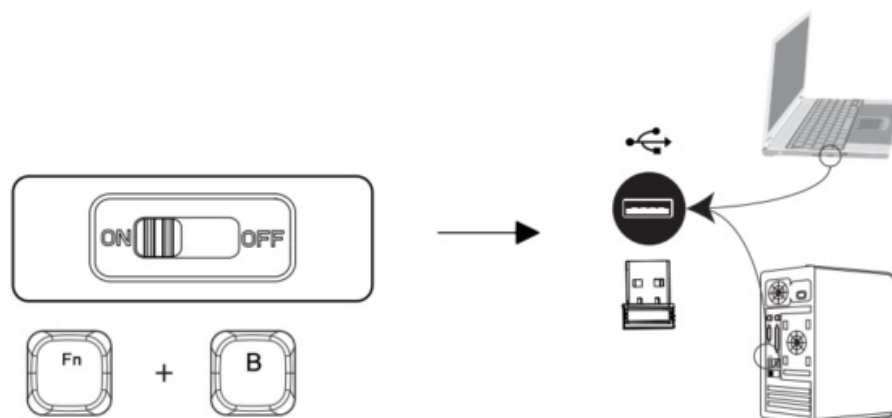
### Windows

Keys	Function	Keys	Function
FN+ESC		FN+9(	F9
FN+SHIFT+ESC	—	FN+O)	F10
FN+1!	F1	FN+-_	F11
FN+2@	F2	FN+=+	F12
FN+3#	F3	FN+U	PRTSC
FN+4\$	F4	FN+I	SCROLL LOCK
FN+5%	F5	FN+0	PAUSE
FN+6"	F6	FN+K	HOME
FN+7&	F7	EN+,<	END
FN+8*	F8	FN+WIN	Lock WIN

FN+Q	Switch window	FN+A	Play/Pause
FN+W	Microphone	FN+S	Stop
FN+E	Multimedia	FN+D	Mute
FN+R	Previous track	FN+F	Vol-
FN+T	Next track	FN+G	Vol+

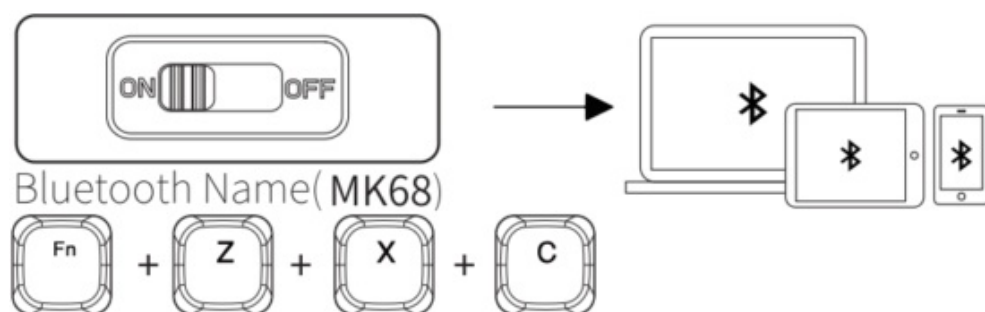
## Connection method:

### 4G connect



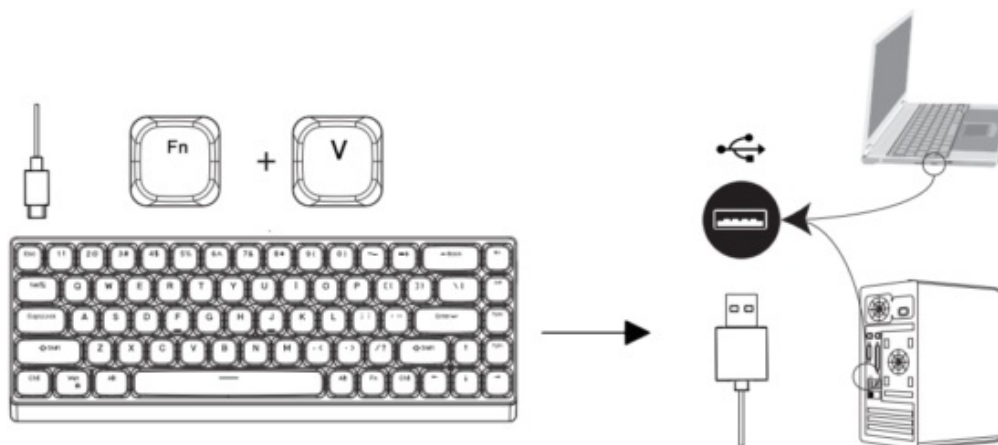
**4G mode:** Insert a dedicated receiver that has been paired with the code, and turn the switch to the “ON” position, FN+B enables 2.4G mode, and the keyboard can be used normally.

### Bluetooth connect



**Bluetooth mode:** Turn the switch to the “ON” position, There are three Bluetooth channels in total: **FN+Z:** Bluetooth 1 **FN+X:** Bluetooth 2 **FN+C:** Bluetooth 3. Turn on Bluetooth pairing on the device, and the keyboard can be used normally.

### Wired connection

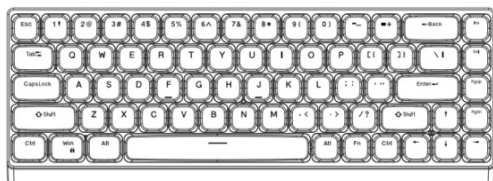


**Wired mode:** First, plug the connecting cable into the **TYPE-C** interface, and then connect the other end to the computer, **FN+V** enables wired mode, and the keyboard can be used normally.

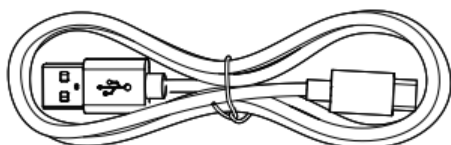
## List of items

1. A keyboard
2. One TYPE-C line
3. 4G receiver
4. One manual warranty card

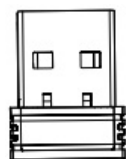
- MK68 keyboard



- TYPE-C line



- 2.4G receiver



## Quality assurance card

Thank you for purchasing the products of our **EWEADN**. Thank you very much! To ensure that you can use this product with peace of mind and better To protect your rights, our company strictly implements the joint information product department of the General Administration of Quality Supervision, Inspection and Quarantine of the People's Republic of China And the "Repair, Replacement, and Return of Microcomputer Products" jointly issued by the State Administration for Industry and Commerce On the basis of the Goods Liability Regulations, we implement after-sales service and hereby make the following commitments:

## Service validity period:

Effective from the date of purchase, the date recorded in this certificate shall prevail.

## Service content:

From the date of purchase, any product malfunction caused by poor electrical performance will be free of charge within one year Perform maintenance. (The specific maintenance matters shall be handled by the provincial representative or the former product headquarters in the region)

## Not within the scope of services:

1. Those who have exceeded the effective service or free repair period.
2. Failure to use, maintain, or store according to the correct instructions, resulting in malfunction or damage.
3. Malfunctions or damages caused by unauthorized repair agencies for products that are not.
4. Products without dealer registration information and seal on the three guarantee certificate.
5. Unauthorized alteration of the content of the three guarantees certificate.
6. Consumers can remove the QC PASS sticker at the bottom of the product themselves.
7. Defective products caused by force majeure (such as earthquakes, fires, floods).
8. Product defects caused by human factors (such as operational errors, handling damage, bumps, input discrepancies) Suitable voltage, etc.
9. Other malfunctions or damages caused by non product design, technology, manufacturing, quality, and other issues.

Customer information	
User's Name:	Tel.NO:
E-mail:	
Model No:	Date of Purchase:

This certificate is an important basis for the after-sales service of the products of the EWEADN. Please keep it safe!Note: Please fill in each item clearly, do not make unauthorized changes, and keep this warranty service card properly, To safeguard your legitimate rights and interests. If you need service or have any questions, please consult your local dealer or Contact us.



## FCC Caution:

This device complies with part 15 of the FCC Rules. Operation is subject to the following two conditions: (1) This device may not cause harmful interference, and (2) this device must accept any interference received, including interference that may cause undesired operation.

Any changes or modifications not expressly approved by the party responsible for compliance could void the user's authority to operate the equipment.

**NOTE:** This equipment has been tested and found to comply with the limits for a Class B digital device, pursuant to Part 15 of the FCC Rules. These limits are designed to provide reasonable protection against harmful interference in a residential installation. This equipment generates, uses and can radiate radio frequency energy and, if not installed and used in accordance with the instructions, may cause harmful interference to radio communications. However, there is no guarantee that interference will not occur in a particular installation.

If this equipment does cause harmful interference to radio or television reception, which can be determined by turning the equipment off and on, the user is encouraged to try to correct the interference by one or more of the following measures:

- Reorient or relocate the receiving antenna.
- Increase the separation between the equipment and receiver.
- Connect the equipment into an outlet on a circuit different from that to which the receiver is connected.
- Consult the dealer or an experienced radio/TV technician for help.

The device has been evaluated to meet general RF exposure requirement. The device can be used in portable exposure condition without restriction.

**Authorized by:** Yuandao Industrial (Shenzhen) Co., Ltd Room 1610, 16th Floor, Jinhao Building, No. 109, Fuyong Section, Guangshen Road, Bao'an District, Shenzhen

**Manufacturer:** Jiangxi Jichi Technology Co., Ltd Building 3, Geoffrey Industrial Park, Lvobao Avenue, Qingyuan District, Ji'an City, Jiangxi Province.

0755-23089616

**Contact number:** 0755-23089616

[www.eweadn.cn](http://www.eweadn.cn)

**Website:** [www.eweadn.cn](http://www.eweadn.cn)

GB/T14081-2010

**Product execution standard number:** Mouse GB/T 26245-2010



**Attention:** The product images are for reference only and may differ from the actual product. Please refer to the actual product. We apologise for any inconvenience caused!

**EW EADN**

**Documents / Resources**

	<a href="#">EWEADN MK68 Keyboard</a> [pdf] Instruction Manual MK68, MK68 Keyboard, Keyboard
--	--

## References

- [User Manual](#)

[Manuals+](#), [Privacy Policy](#)

This website is an independent publication and is neither affiliated with nor endorsed by any of the trademark owners. The "Bluetooth®" word mark and logos are registered trademarks owned by Bluetooth SIG, Inc. The "Wi-Fi®" word mark and logos are registered trademarks owned by the Wi-Fi Alliance. Any use of these marks on this website does not imply any affiliation with or endorsement.