



EVOFOX X2 TKL Gaming
Keyboard



EVOFOX X2 TKL Gaming Keyboard User Guide

[Home](#) » [EVOFOX](#) » EVOFOX X2 TKL Gaming Keyboard User Guide 

Contents

- 1 EVOFOX X2 TKL Gaming Keyboard
- 2 Product Usage Instructions
- 3 KNOW YOUR KEYBOARD
- 4 WHAT'S IN THE BOX
- 5 SPECIFICATIONS
- 6 SYSTEM REQUIREMENTS
- 7 BACKLIGHTING CONTROLS
- 8 MULTIFUNCTION VOLUME CONTROLLER
- 9 HOW TO SWAP KEYS & SWITCHES
- 10 WARRANTY STATEMENT
- 11 CUSTOMER CARE CENTER
- 12 Documents / Resources
 - 12.1 References
- 13 Related Posts



EVOFOX X2 TKL Gaming Keyboard



Specifications

- Keyboard Type: Mechanical Keyboard (USB)
- Switch Type: Swappable Outemu Blue Switch
- No. of Keys: 81 Keys
- Backlighting: Rainbow
- Anti-Ghosting: 26 Keys
- Height: 2 Level Adjustable
- Key Life: 50 Million
- Actuation Distance: 1.80 mm
- Actuation Force: 60 ± 15gf
- Total Travel Distance: 4.0mm
- Cable Length: 1.5m Braided Cable with EMI Ring
- Keyboard Dimension: 320 x 135 x 35 mm
- Weight: 615g

Product Usage Instructions

What's in the Box: Katana X2 TKL Gaming Keyboard, 2x Outemu Switches, Key Puller, Quick Start Guide

Backlighting Controls

LED Effects

- **FN:** To Reset Backlighting Controls
- **FN:** Increase LED Brightness
- **FN:** Decrease LED Brightness
- **FN:** Increase LED Effect Speed
- **FN:** Decrease LED Effect Speed

Multi-Function Volume Controller

For Volume Controls – Default Mode

- Clockwise: Increase Volume

- Anti-Clockwise: Decrease Volume
- Single Press: Mute

For Brightness Level Controls – Long Press to Activate:

- Clockwise: Increase Brightness
- Anti-Clockwise: Decrease Brightness
- Single Press: Change Modes

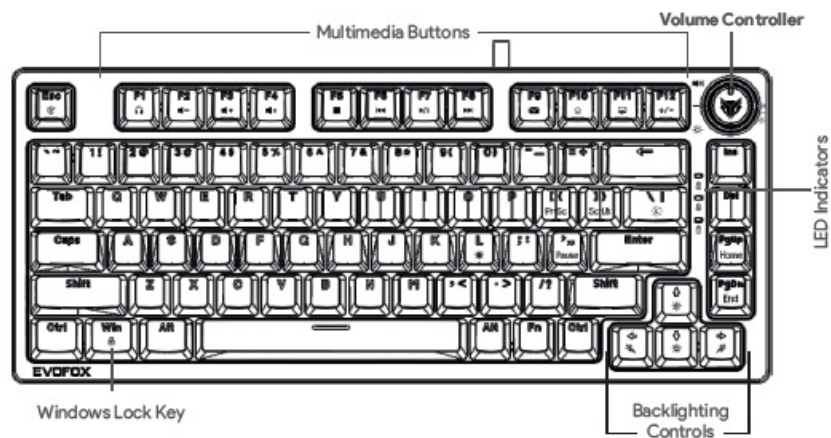
FAQs

Warranty Information

Q: What is the warranty period for Amkette EvoFox Katana X2 TKL Gaming Mechanical Keyboard?

A: The keyboard is backed by a 1-year performance warranty against any manufacturing defects from the date of original purchase.

KNOW YOUR KEYBOARD

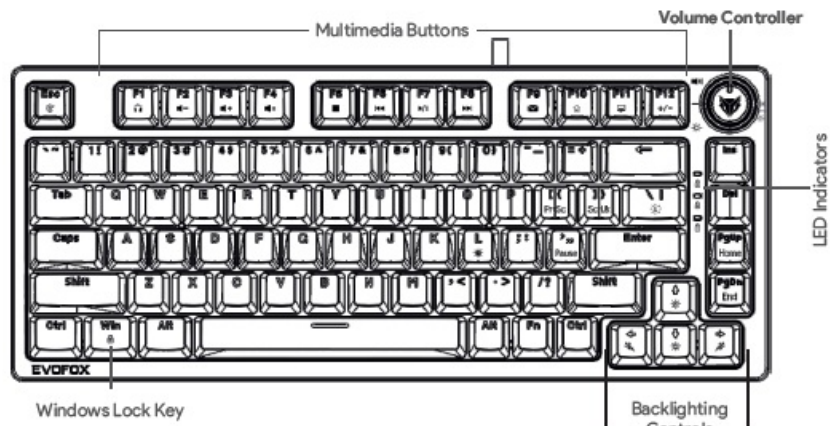



WHAT'S IN THE BOX

Katana X2 TKL Gaming Keyboard, 2x Outemu Switches, Key Puller, Quick Start Guide

SPECIFICATIONS

LONG LASTING OUTEMU BLUE SWITCHES






Key Life	50 Million
Actuation Distance	1.80 mm
Actuation Force	60 ±15gf
Total Travel Distance	4.0mm

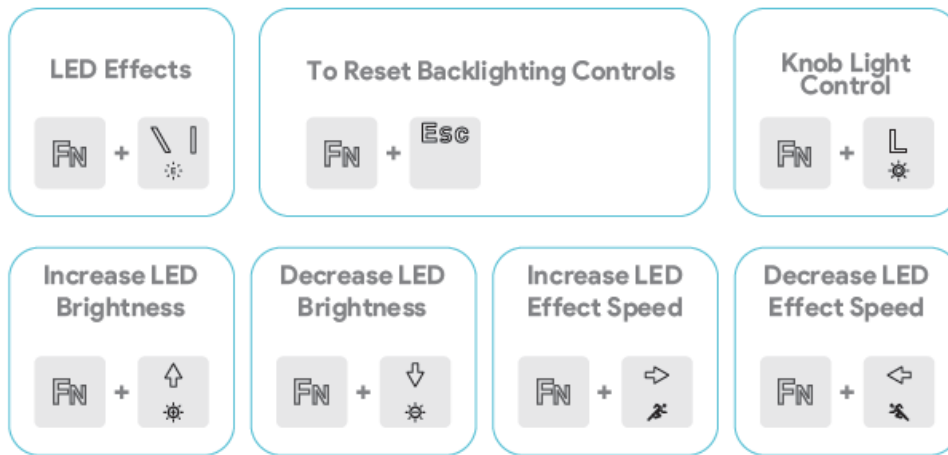
Keyboard Type	Mechanical Keyboard (USB)	Volume Controller	For Adjusting Volume Levels
Switch Type	Swappable Outemu Blue Switch	Windows Lock	YES
No. of Keys	81 Keys	Cable Length	1.5m Braided Cable with EMI Ring
Backlighting	Rainbow	Keyboard Dimension	320 x 135 x 35 mm
Anti-Ghosting	26 Keys Anti-Ghosting	Weight	615g
Height	2 Level Adjustable		

SYSTEM REQUIREMENTS

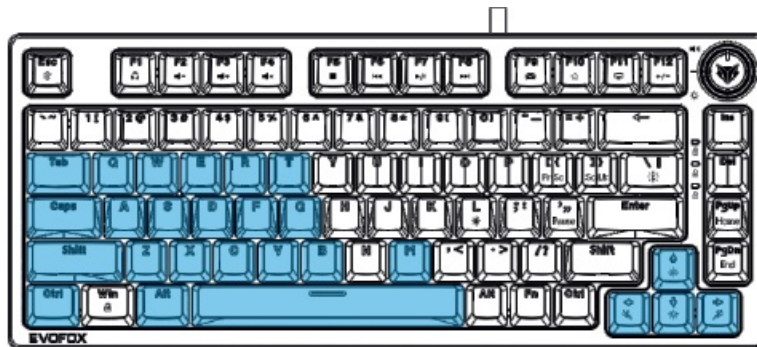
Keyboard – Windows, MAC, Linux etc



BACKLIGHTING CONTROLS



26 ANTI GHOSTING KEYS



MULTIFUNCTION VOLUME CONTROLLER

The diagram shows a close-up of the right side of a keyboard, highlighting a circular volume knob. A blue line connects the knob to a table of functions. The knob has a central button and a ring with directional arrows.

FOR VOLUME CONTROLS: Default Mode

Clockwise	Increase Volume
Anti-Clockwise	Decrease Volume
Single Press	Mute

FOR BRIGHTNESS LEVEL CONTROLS: Long Press to Activate

Clockwise	Increase Brightness
Anti-Clockwise	Decrease Brightness
Single Press	Change Modes

KEYBOARD LED INDICATION

	CAPS LOCK - Caps Lock Key
	WINDOWS LOCK - Fn+WIN Key
	SCROLL LOCK - Fn+ScrLk Key

HOW TO SWAP KEYS & SWITCHES

1. STEP-1

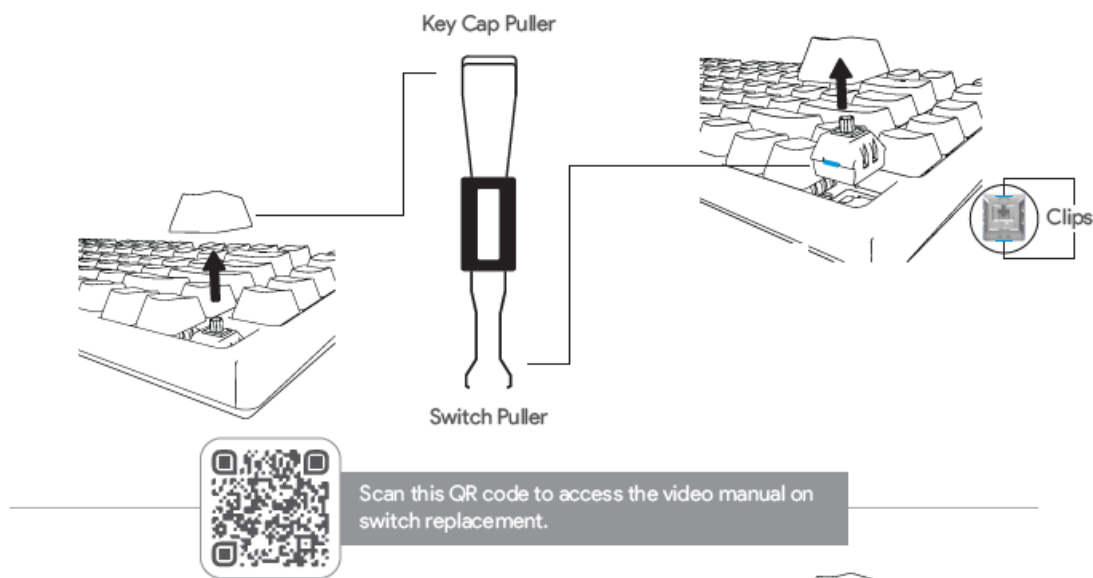
Use the Key Cap Puller to gently remove the desired Key Cap.

2. STEP-2

Remove the existing Switch using the Switch Puller. Ensure to orient the Switch Puller so as to engage the clips on the Switch.

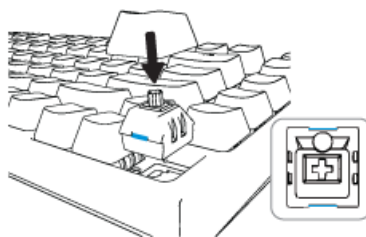
3. STEP-3

Place the Replacement Switch in the same orientation as the removed Switch, ensuring that the Legs are not being bent. Press down firmly.



4. STEP-4

Place the removed Key Cap back on to the replaced Switch and press down firmly.



WARRANTY STATEMENT


- Amkette EvoFox Katana X2 TKL Gaming Mechanical Keyboard is backed by a 1 year performance warranty against any manufacturing defects in material or workmanship from the date of original purchase. This warranty entitles the purchaser to get the product repaired or replaced at its discrete under the following conditions:
- The warranty applies to the original purchaser. Proof of original purchase is required.
- The warranty does not cover the damage caused by misuse, abuse or improper storage.
- In no event shall Amkette be responsible for any direct, incidental, consequential or other damages of any kind.
- Please contact our Technical Support Line and/or send the defective product, postage pre-paid, together with the proof of purchase to our Customer Care Service Center to avail warranty service. Return postage will be paid by us.

CUSTOMER CARE CENTER


Amkette House, C-64/4, Okhla Phase – II, New Delhi – 110020
1800-11-9090 (Toll Free) techsupport@amkette.in
(9:30 AM – 6:00 PM) +91 9312691448 (9:30 AM – 6:00 PM) Email

For Hassle Free Service Register Your Product
www.amkette.com/register

Documents / Resources

	EVOFOX X2 TKL Gaming Keyboard [pdf] User Guide X2 TKL Gaming Keyboard, X2 TKL, Gaming Keyboard, Keyboard
---	---

References

-  [Product Registration – Amkette](#)
- [User Manual](#)

Manuals+, Privacy Policy

This website is an independent publication and is neither affiliated with nor endorsed by any of the trademark owners. The "Bluetooth®" word mark and logos are registered trademarks owned by Bluetooth SIG, Inc. The "Wi-Fi®" word mark and logos are registered trademarks owned by the Wi-Fi Alliance. Any use of these marks on this website does not imply any affiliation with or endorsement.