



EVISTR Bluetooth Speaker Lamp User Manual

[Home](#) » [EVISTR](#) » EVISTR Bluetooth Speaker Lamp User Manual

EVISTR Bluetooth Speaker Lamp User Manual



Contents [[hide](#)

- [1 Preface](#)
- [2 Package](#)
- [3 Product Warranty](#)
- [4 Product Sketch](#)
- [5 Product Feature](#)
- [6 Quick Start Guide](#)
- [7 Operational Guide](#)
 - [7.1 Turn ON](#)
 - [7.2 Charging](#)
 - [7.3 Switch Lamp Mode & Color Light](#)
 - [7.4 Go To Bluetooth Mode](#)
 - [7.5 Bluetooth Pairing](#)
 - [7.6 Play Music](#)
 - [7.7 Phone Call](#)
 - [7.8 RESET](#)
 - [7.9 Frequently Asked Questions](#)
 - [7.10 Warning](#)
- [8 Technical Specification](#)
- [9 Documents / Resources](#)
 - [9.1 References](#)
- [10 Related Posts](#)

Preface

Thank you for purchasing the Music Table Lamp from EVISTR (EVISTA) . Customer satisfaction is our priority. If you have questions or problems, please feel free to contact to us.

- Our customer support email: support@evistr.com
- Keep this booklet for future reference.

Package

The original package comes film wrapped and has bar code information.

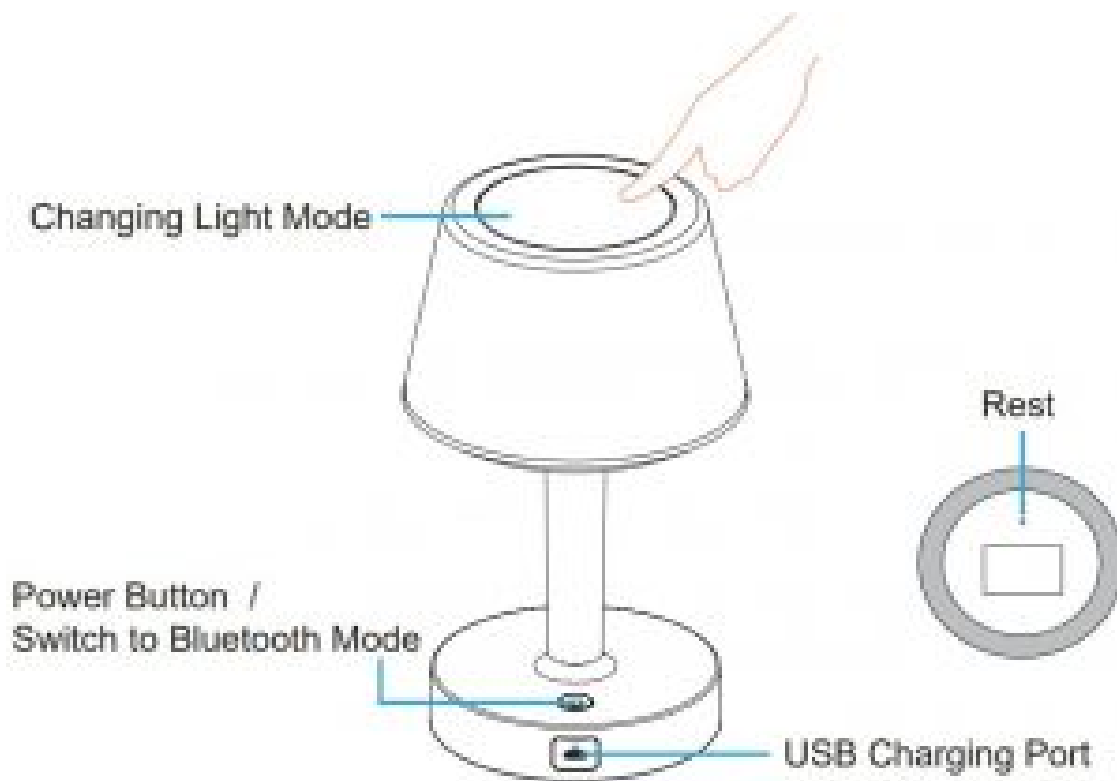
- 1 x Bluetooth Speaker Lamp
- 1 x USB cable
- 1 x User manual
- 1 x VIP Card

Product Warranty

1 year warranty unless registered with VIP.

We highly recommend you register at our site to receive an extended warranty (18months), to verify the product authentication, and to have better customer service. Registration is free. Register VIP within 30days via <http://www.evistr.com/vip> or email support-us@evistr.com

Product Sketch



Product Feature

- 3 Brightness Lighting Mode
- 7 Color Light Mode
- Play Music Via Bluetooth
- Hands Free Phone Call

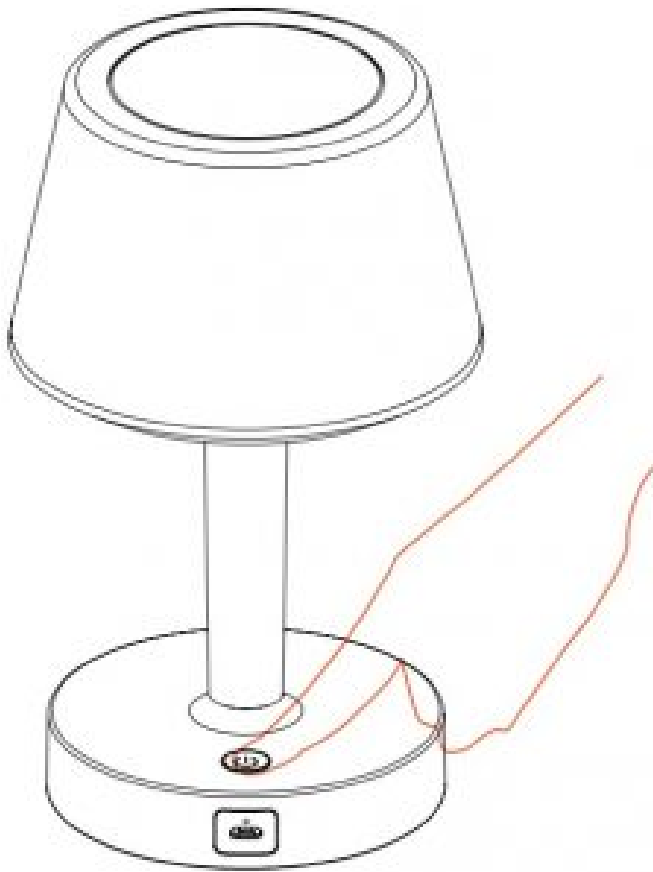
Quick Start Guide

- **Turn ON:** Press the Power Button to Turn On the Lamp
- **Bluetooth Pair:** When Lamp is ON, Press Power Button switch to Bluetooth Pair Mode.
- **Change Lights:** Touch Mesh to change lights
- **Switch Light Mode:** Touch Mesh 3 Seconds switch between Lamp and Color Light Mode
- **Phone Call:** Touch Mesh to pick up / end phone call
- **Charging:** Connect the USB port to USB power supply (MAX 5V)
- **RESET:** push the REST button at the bottom of the lamp, to fix errors.

Operational Guide

Turn ON

Press the Power Button 3seconds to turn on the lamp.



Charging

Make sure the lamp was full charged before using. Use attached USB Cable to charging the lamp via USB Power Supply or Computer USB Socket. MAX input 5V.

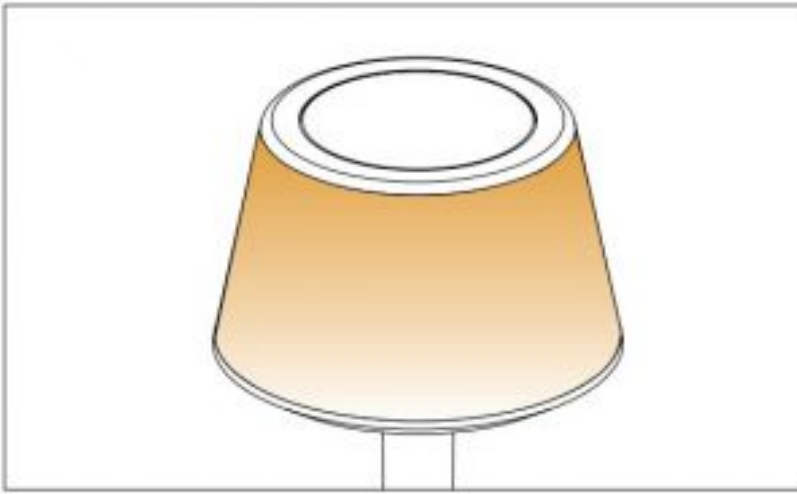


Switch Lamp Mode & Color Light

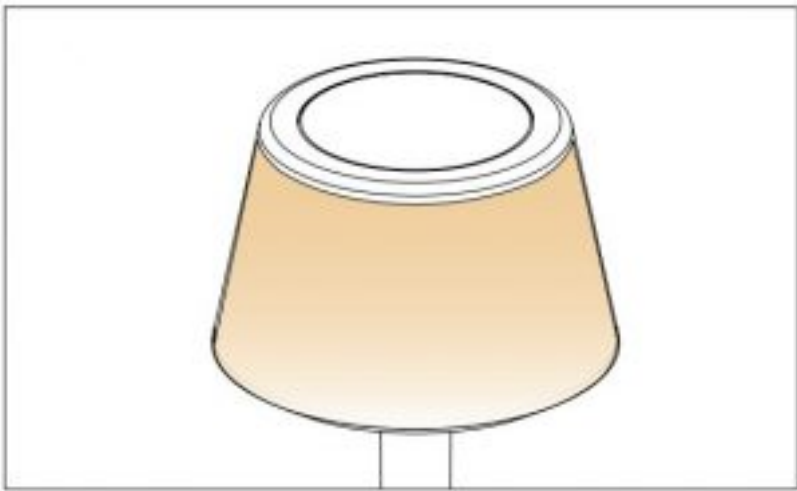
The lamp has 2 mode: Lighting and Bluetooth Mode, when it is ON, default was pure table lamp mode. Press POWER button again to entering Bluetooth mode.

Lamp Mode: when the lamp was powered ON, it will enter lamp mode. Simply tap the mesh to dim the light brightness cycling: LOW, MEDIUM, HIGH, OFF

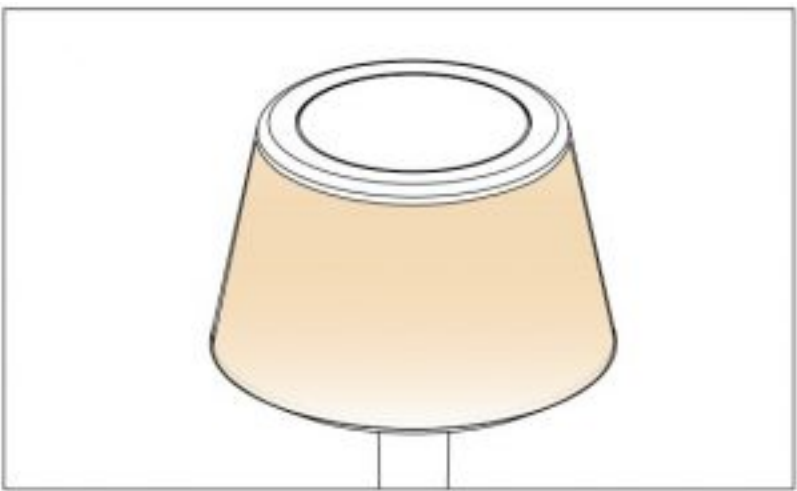
- low light



- middle light



- high light



Color Light Mode

Tap the mesh around 3 seconds, switch between Lamp Mode and Color Light Mode. In Color Light Mode, we slightly tap the mesh, the light's color can change from RED, BLUE, GREEN, PURPLE, LIGHT BLUE, COOL COLOR to Melodies COLOR.

Cool Color: light's color slowly changes automatically. **Melodies Color:** light's color changes according to music melodies and volume; if no music is playing, it is dark.



Go To Bluetooth Mode

Lightly press Power Button switch to Bluetooth Mode. If the lamp has been previously paired. We will hear “Paired”, and automatically connect.

Bluetooth Pairing

When we switched into Bluetooth Mode, we will “Bluetooth mode have been on”, so we can searching the lamp “LV2019” and pair to it. Turn on your mobile device (phone, tablet, MP3 Player), go to Bluetooth setting, turn on its Bluetooth function, and search for “LV2019” and pair to it.



Notice:

1. If your device ask for password, enter “ 0000 ”
2. If no device connected to the Lamp, Bluetooth will auto turn off
3. If need connect a new device to the Lamp, turn off your currently device’s Bluetooth function first
4. If connecting to Laptop or computer, make sure your computer support Bluetooth function.
5. Sometimes, the computer need to select audio out device, in case it will only play via its built-in (default) speaker.

Play Music

Once Bluetooth Connected, we can play music through this Lamp.

Phone Call

Once Bluetooth Connected, phone call coming, we can hear prompts from the Bluetooth Speaker Lamp, just tap the mesh answer your phone call, and tap the mesh again to end a phone.

RESET

Reset the device.

Frequently Asked Questions

1. When switch to Bluetooth Mode, the Lamp will automatically connect to previously paired devices
2. When the Lamp connected to phone or tablets, other phone or tablet cannot connect to it, so we need turn off the connected device first, and then connect new phone or tablet.
3. Connect Failed or Repeatedly Connection
 - Firstly, check the speaker and make sure it is not occupied or reboot the lamp; Secondly, Connection maybe interfered when too many Bluetooth Devices nearby. Turn off other Bluetooth Devices; Thirdly, Turn off previously connected device, and reconnect.
4. Muted or distorted sound
 - First, check the volume of your phone or the speaker, and adjust the volume. Second, Battery is low, recharge it.
5. Choppy Music Play
 - First, check the lamp is beyond the effective connection distance or not; Second, if there is obstacle between your device and the lamp (i.e. walls).

Warning

1. Please store and use the lamp in room temperature environment
2. Do not expose this product in rain or wet area
3. Do not drop or bump this product
4. Do not disassemble, repair, or modify the product
5. Please use power charge with rated voltage for the speaker
6. Avoid to long time and excessively high volume when playing music, it may cause hearing damage
7. Disassemble the product will invalidate its warranty.

Technical Specification

Charging Input	DC5V-1A
Battery Capacity	3.7V
Battery Capacity	3.7V
Charging time	about 3 hours
Speaker specification	φ52mm
Speaker Unit	4ohms, 3W
Lamp power	2W
Material	ABS/PP/Metal
Product size	125*125*205mm
Product Net Weight	369g
Frequency range	50HZ-20KHZ
Distortion	<0.5%
SNR	>=65Db
Bluetooth Frequency	2.4GHZ-2.8GHZ
Bluetooth protocol	A2DP1.2
Bluetooth version	V4.2
Bluetooth distance	10 Meters (32FT)

Documents / Resources

	EVISTR Bluetooth Speaker Lamp User Manual [pdf] EVISTR, Bluetooth Speaker Lamp
---	---

References

- [🌐VIP](#)