



EVGA XR1 Lite Capture Card User Guide

[Home](#) » [EVGA](#) » EVGA XR1 Lite Capture Card User Guide 



Contents

- [1 EVGA XR1 Lite Capture Card](#)
- [2 Inside The Box](#)
- [3 Specification](#)
- [4 LED Indications](#)
- [5 Device Layout](#)
- [6 Configuration Set Up for Desktop/
Laptop](#)
- [7 For Game Consoles](#)
- [8 For Video Conference](#)
- [9 Documents / Resources](#)
 - [9.1 References](#)
- [10 Related Posts](#)

EVGA XR1 Lite Capture Card



Inside The Box

The following accessories are included with EVGA XR1 Lite.

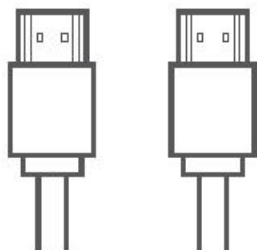
EVGA XR1 Lite



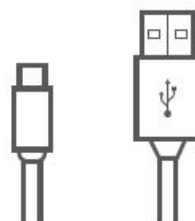
Quick Guide



HDMI 2.0 Cable



**USB 3.0 Type-C
to Type-A Cable**



Specification

Interface	USB 3.0 Type-C
Input & Output (Pass-Through)	HDMI 2.0
Input	480p/ 576p/ 720p/ 1080i/ 1080p/ 2160p@60fps
Pass Through	480p/ 576p/ 720p/ 1080i/ 1080p/ 2160p@60fps
Max Capture Resolution	1080p@60fps
Encoding Format	RAW
Dimension	100mm x 73mm x 15.6mm (L x W x H)
Weight	75g

LED Indications

Status	Idle Mode	Active Mode	Remarks
Power On	Purple	N/A	
USB 3.0 Mode	Flashing Blue	Blue	<i>* Defined by USB Port</i>
USB 2.0 Mode	Purple	Flashing Purple	<i>* Defined by USB Port</i>
HDCP Protected	N/A	Red	<i>OBS Notification</i>
No Source Found	N/A	Red	<i>OBS Notification</i>
Scaling Not Supported	N/A	Red	<i>OBS Notification</i>
Firmware Update	Updating : Flashing Red Successfully Updated : Light Off Update Failed : Red		

Using your EVGA XR1 Lite with OBS (Open Broadcaster Software®)

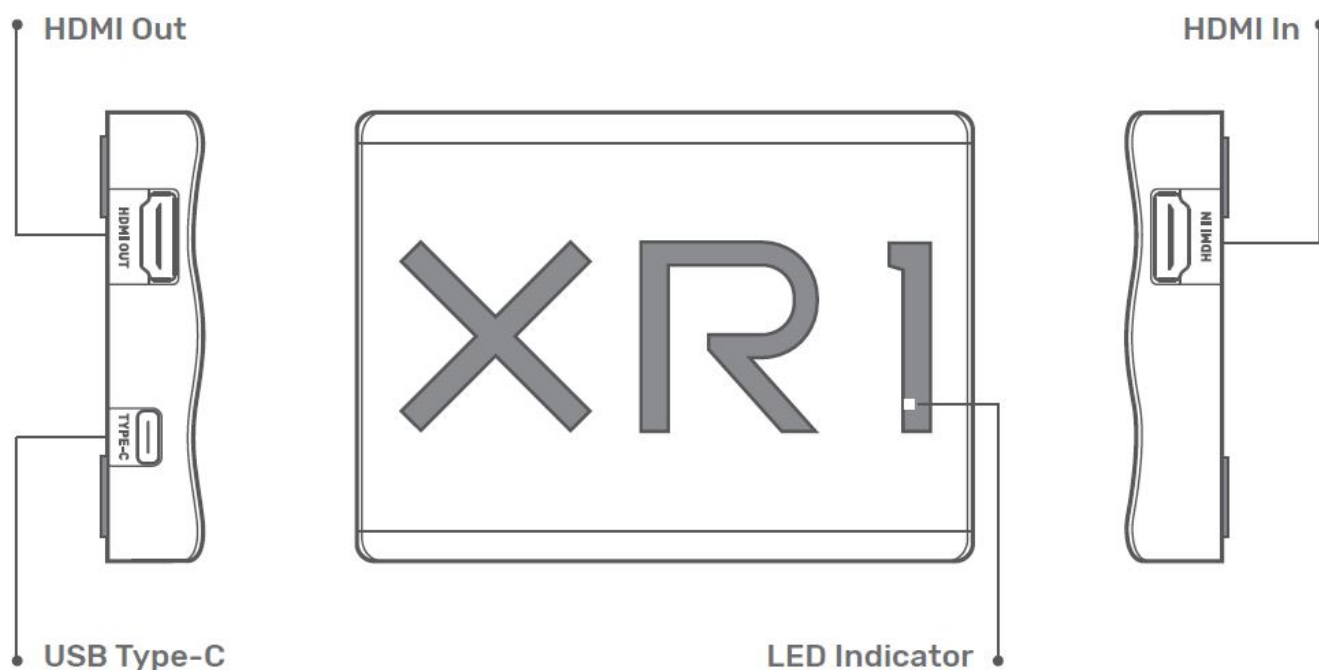
OBS is a free and open-source software solution for video recording and live to stream and is recommended by EVGA to utilize the EVGA XR1 Lite Capture Card.

You will need to download the OBS software to get started from: <https://obsproject.com/download>

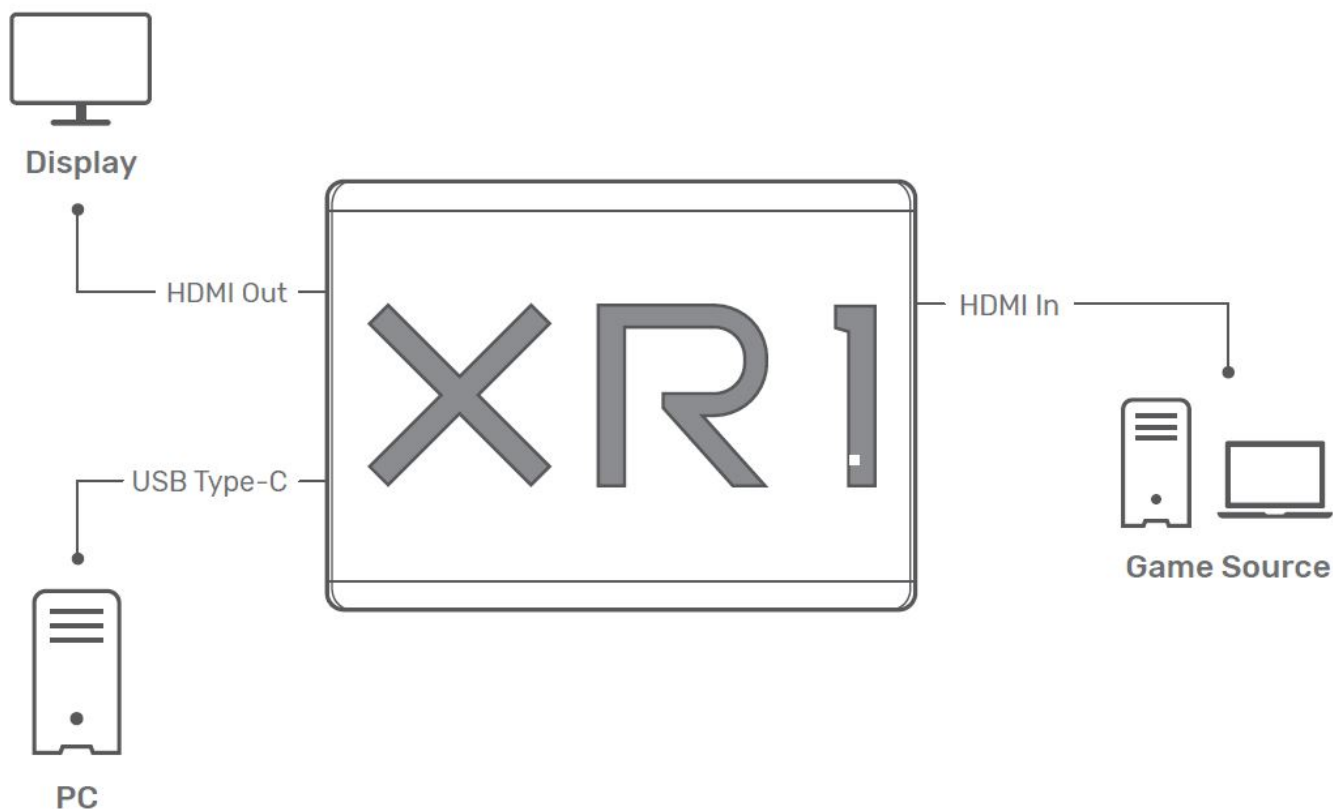
Once you've downloaded and installed OBS, an auto configuration wizard will run upon opening the program for the first time. It will attempt to find the most appropriate settings that your PC can handle. You can manually change these settings later. (Reference the EVGA XR1 Lite Capture Card's Quick Guide on how to connect your device to the EVGA XR1 Lite Capture Card and to your streaming device.)

OBS doesn't capture any video by default, you will need to enable your EVGA XR1 Lite Capture Card by adding it as a source. Either click on the + or right-click inside the box labeled "Sources" and then add the device and select your EVGA XR1 Lite Capture Card.

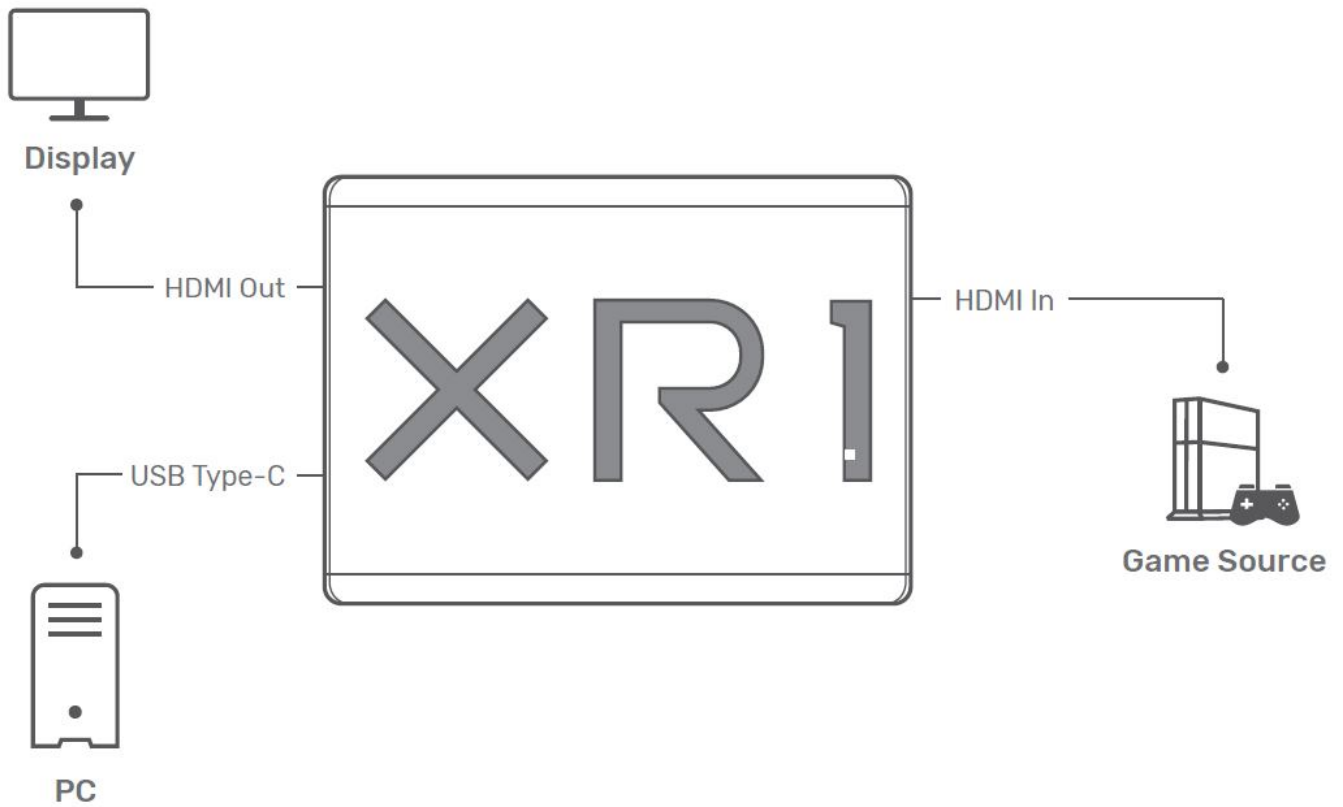
Device Layout



Configuration Set Up for Desktop/ Laptop



For Game Consoles




For Video Conference



www.evga.com

Documents / Resources

	EVGA XR1 Lite Capture Card [pdf] User Guide XR1 Lite, Capture Card, XR1 Lite Capture Card
---	--

References

-  [Download](#) | [OBS](#)