

Contents [[hide](#)]

- [1 Eversolo REMOTE-V16 BLE Bluetooth and Infrared Control](#)
- [2 Product Information](#)
- [3 Pair](#)
- [4 Working Mode](#)
- [5 lower electricity remind](#)
- [6 FCC Statement](#)
- [7 FAQ](#)
- [8 Documents / Resources](#)
 - [8.1 References](#)

everSOLO

Eversolo REMOTE-V16 BLE Bluetooth and Infrared Control





Product Information

Specifications

- Working Modes: Infrared mode, Bluetooth mode

- Power Reminder: Indicator flashes 3 times when battery is low
- FCC Compliance: Part 15 of FCC Rules
- RF Exposure: Meets general RF exposure requirements

Pair

1. Hold down the  +  button on the remote control at the same time for about 3 seconds, the work indicator flashes, indicating that it enters the pairing mode, and sends the automatic pairing information and broadcasts the remote control pairing information.

The receiving end will automatically pop up the pairing interface and connect by itself, and the indicator will be turned off after success; If the pair cannot be paired, turn off the indicator and exit the pairing mode after three quick flashes in 30 seconds.

Working Mode

In infrared mode, enter the standby mode after completing the key loose development code; Press any key to wake up.

In Bluetooth mode, the remote control does not enter deep sleep and always remains connected.

lower electricity remind

When the battery is low, the remote control enters the low power reminder mode, and the indicator flashes 3 times after each press

FCC Statement

Note: This equipment has been tested and found to comply with the limits for a Class B digital device, pursuant to part 15 of the FCC Rules. These limits are designed to provide reasonable protection against harmful interference in a residential installation. This equipment generates, uses and can radiate radio frequency energy and, if not installed and used in accordance with the instructions, may cause harmful interference to radio communications. However, there is no guarantee that interference will not occur in a particular installation. If this equipment does cause harmful interference to radio or television reception, which can be determined by turning the equipment off and on, the

user is encouraged to try to correct the interference by one or more of the following measures:


- Reorient or relocate the receiving antenna.
- Increase the separation between the equipment and receiver.
- Connect the equipment into an outlet on a circuit different from that to which the receiver is connected.
- Consult the dealer or an experienced radio/TV technician for help.

This device complies with part 15 of the FCC Rules. Operation is subject to the following two conditions:(1) This device may not cause harmful interference, and (2) this device must accept any interference received, including interference that may cause undesired operation. Any changes or modifications not expressly approved by the party responsible for compliance could void the user’s authority to operate the equipment. The device has evaluated to meet general RF exposure requirement. The device can be used be in portable exposure without restriction.

FAQ

- **Q: How do I switch between Infrared and Bluetooth modes?**
A: To switch modes, follow the instructions in the user manual to pair the remote control with the desired mode.
- **Q: What should I do if the indicator flashes more than 3 times on low battery?**
A: If the indicator flashes more than 3 times, replace the battery with a new one following the recommended battery type for the remote control.

Documents / Resources

	<p>Eversolo REMOTE-V16 BLE Bluetooth and Infrared Control [pdf] User Manual</p> <p>2A8D2-REMOTE-V16, 2A8D2REMOTEV16, REMOTE-V16 BLE Bluetooth and Infrared Control, REMOTE-V16, BLE Bluetooth and Infrared Control, Bluetooth and Infrared Control, Infrared Control, Control</p>
---	---

References

- [User Manual](#)

everSOLO

2A8D2-REMOTE-V16, 2A8D2REMOTEV16, BLE Bluetooth and Infrared Control, Bluetooth and Infrared Control, control, everSOLO, Infrared Control, REMOTE-V16, REMOTE-V16 BLE Bluetooth and Infrared Control

Leave a comment

Your email address will not be published. Required fields are marked *

Comment *

Name

Email

Website

☐ Save my name, email, and website in this browser for the next time I comment.

Post Comment

Search:

e.g. whirlpool wrf535swhz

Search

This website is an independent publication and is neither affiliated with nor endorsed by any of the trademark owners. The "Bluetooth®" word mark and logos are registered trademarks owned by Bluetooth SIG, Inc. The "Wi-Fi®" word mark and logos are registered trademarks owned by the Wi-Fi Alliance. Any use of these marks on this website does not imply any affiliation with or endorsement.