



Eventide 457834 Instant Phaser Mk II Instruction Manual

[Home](#) » [Eventide](#) » Eventide 457834 Instant Phaser Mk II Instruction Manual 

Eventide 457834 Instant Phaser Mk II



After you buy downloadable software from Thomann, we'll send you an e-mail containing an activation code and a link to the web page where you can redeem this code.

Usually, this is the software manufacturer's homepage, and you'll have to set up your own customer account there, so that a licence can be assigned to you personally.

You'll download your software directly from the manufacturer.

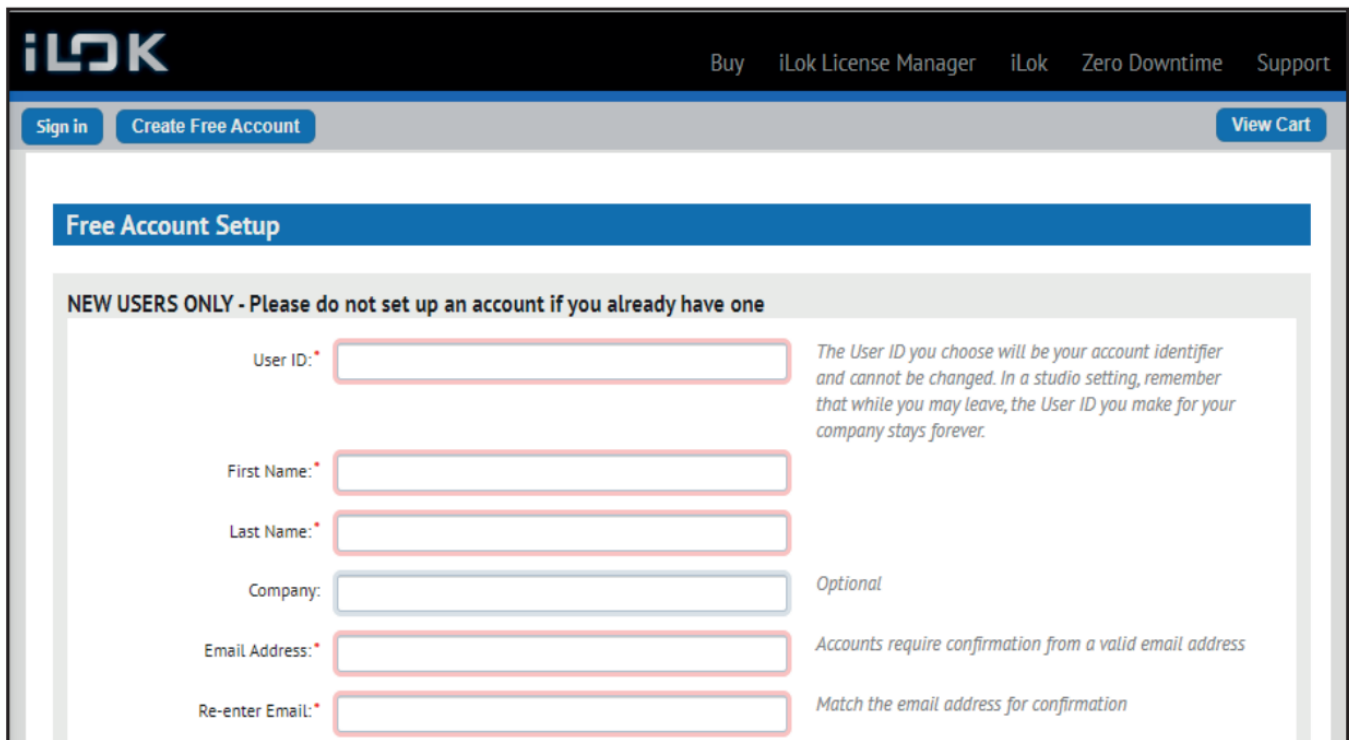
Eventide software is protected by a copy protection programme called "iLok".

Contents

- 1 Step 01 iLok
- 2 Step 02 Customer Account
- 3 Further helpful links
- 4 Documents / Resources
 - 4.1 References
- 5 Related Posts

Step 01 iLok

Please create a free iLok customer account here: <https://www.ilok.com/#!registration>



The screenshot shows the iLok website's 'Free Account Setup' page. At the top, the iLok logo is on the left, and navigation links 'Buy', 'iLok License Manager', 'iLok', 'Zero Downtime', and 'Support' are on the right. Below the logo, there are buttons for 'Sign in', 'Create Free Account', and 'View Cart'. The main heading is 'Free Account Setup'. Below this, a message states: 'NEW USERS ONLY - Please do not set up an account if you already have one'. The form contains several input fields: 'User ID' (with a red asterisk), 'First Name' (with a red asterisk), 'Last Name' (with a red asterisk), 'Company' (with a blue asterisk), 'Email Address' (with a red asterisk), and 'Re-enter Email' (with a red asterisk). To the right of the 'User ID' field, there is a note: 'The User ID you choose will be your account identifier and cannot be changed. In a studio setting, remember that while you may leave, the User ID you make for your company stays forever.' To the right of the 'Company' field, it says 'Optional'. To the right of the 'Email Address' field, it says 'Accounts require confirmation from a valid email address'. To the right of the 'Re-enter Email' field, it says 'Match the email address for confirmation'.

You will be asked to enter a “User ID” in the first input field.

This can be a freely invented name or simply your e-mail address. The only important thing is that the ID must not be already taken by another user.

Once you have registered with iLok, you can download the free iLok License Manager for your operating system (Windows or Mac OS X).

<https://ilok.com/#!home>


[Buy](#)
[iLok License Manager](#)
[iLok](#)
[Zero Downtime](#)
[Support](#)

[Sign in](#)
[Create Free Account](#)
[View Cart](#)

Fast & Simple License Management



License Support Installers below:

M	Mac OS X 10.8 (Mountain Lion) or above
W 32	Windows 32-bit Windows 7 or above
W 64	Windows 64-bit Windows 7 or above

The above installers include the **iLok License Manager** in a package called **License Support**

[What's new in this release?](#)

[Legacy Installers](#)



Introducing the iLok USB-C

In addition to the iLok USB-A, we are now offering the iLok USB-C which uses the USB Type-C connector. Both iLok devices hold up to 1,500 authorizations—3x more than before—and deliver twice the transfer speed of the second generation iLok USB. Plus, they're sleeker, smaller, and more secure, with a full metal jacket (made from durable aluminum) that won't split or crack from normal use.

[Get Yours Today!](#)

Please then install the License Manager and log on in this programme using the user ID and password you have chosen previously.

Step 02 Customer Account

Please then navigate to this page to enter the activation code for the Eventide product you have received from Thomann: <https://www.eventideaudio.com/user/register>

https://www.eventideaudio.com/user/register

Eventide®

STORE DEALERS CREATE ACCOUNT LOG IN

Live Studio Broadcast Plug-Ins Community Support Blogs

Home

Welcome

Create new account Log in Request new password

Username *
Spaces are allowed; punctuation is not allowed except for periods, hyphens, apostrophes, and underscores.

E-mail address *
A valid e-mail address. All e-mails from the system will be sent to this address. The e-mail address is not made public and will only be used if you wish to receive a new password or wish to receive certain news or notifications by e-mail.

First Name

Last Name

iLok ID
Enter an existing iLok.com account name, if you wish. If you are unfamiliar with iLok or do not have an account, please visit <http://www.ilok.com>.

CAPTCHA
This question is for testing whether or not you are a human visitor and to prevent automated spam submissions.

☐ I'm not a robot

RECAPTCHA
Privacy • Terms

Create new account

You can freely choose a “user name” here, too.

You will also be asked for your email address, your first and last name, and your iLok ID.

It is extremely important that you enter everything correctly without errors so that your licences can be assigned to your iLok account.

Should you already have an Eventide account, just click on “Log in” instead.

Eventide®

STORE DEALERS CREATE ACCOUNT LOG IN

Live Studio Broadcast Plug-Ins Community Support Blogs

Welcome

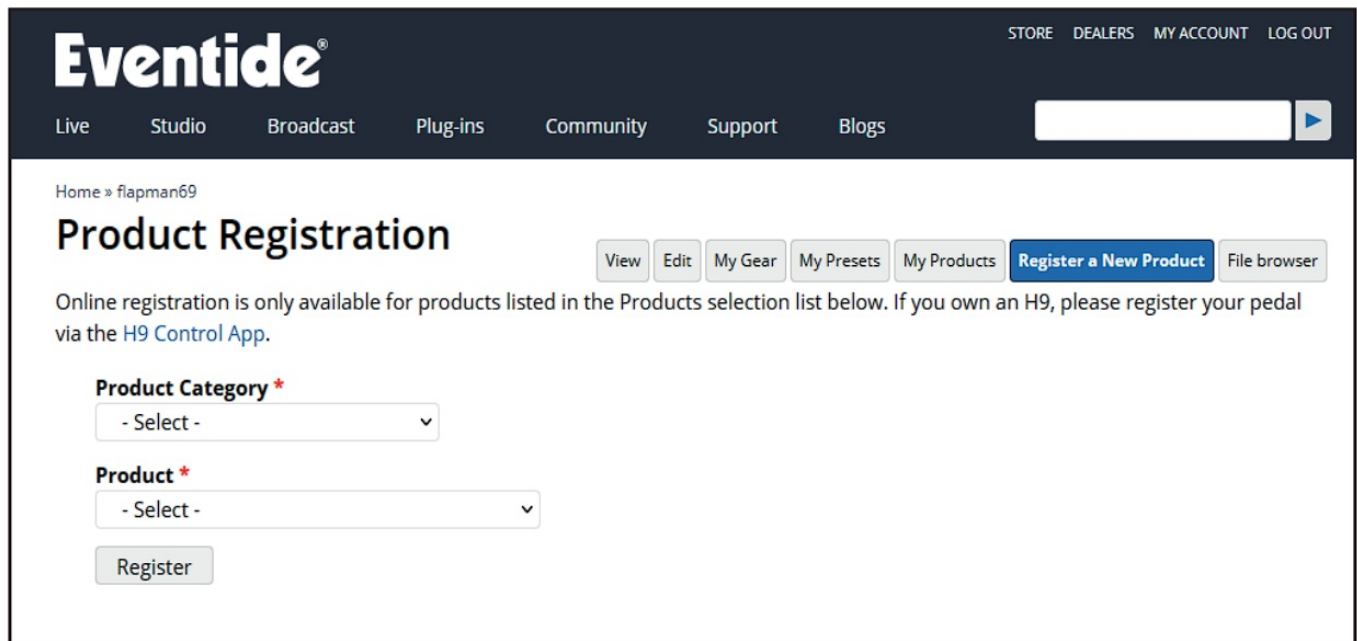
Create new account Log in Request new password

Username *
Enter your Eventide username.

Password *
Enter the password that accompanies your username.

Log in

Then click on the following menu item in your Eventide customer account overview: “Register New Product”.



Eventide®

STORE DEALERS MY ACCOUNT LOG OUT

Live Studio Broadcast Plug-ins Community Support Blogs

Home » flapman69

Product Registration

View Edit My Gear My Presets My Products Register a New Product File browser

Online registration is only available for products listed in the Products selection list below. If you own an H9, please register your pedal via the [H9 Control App](#).

Product Category *

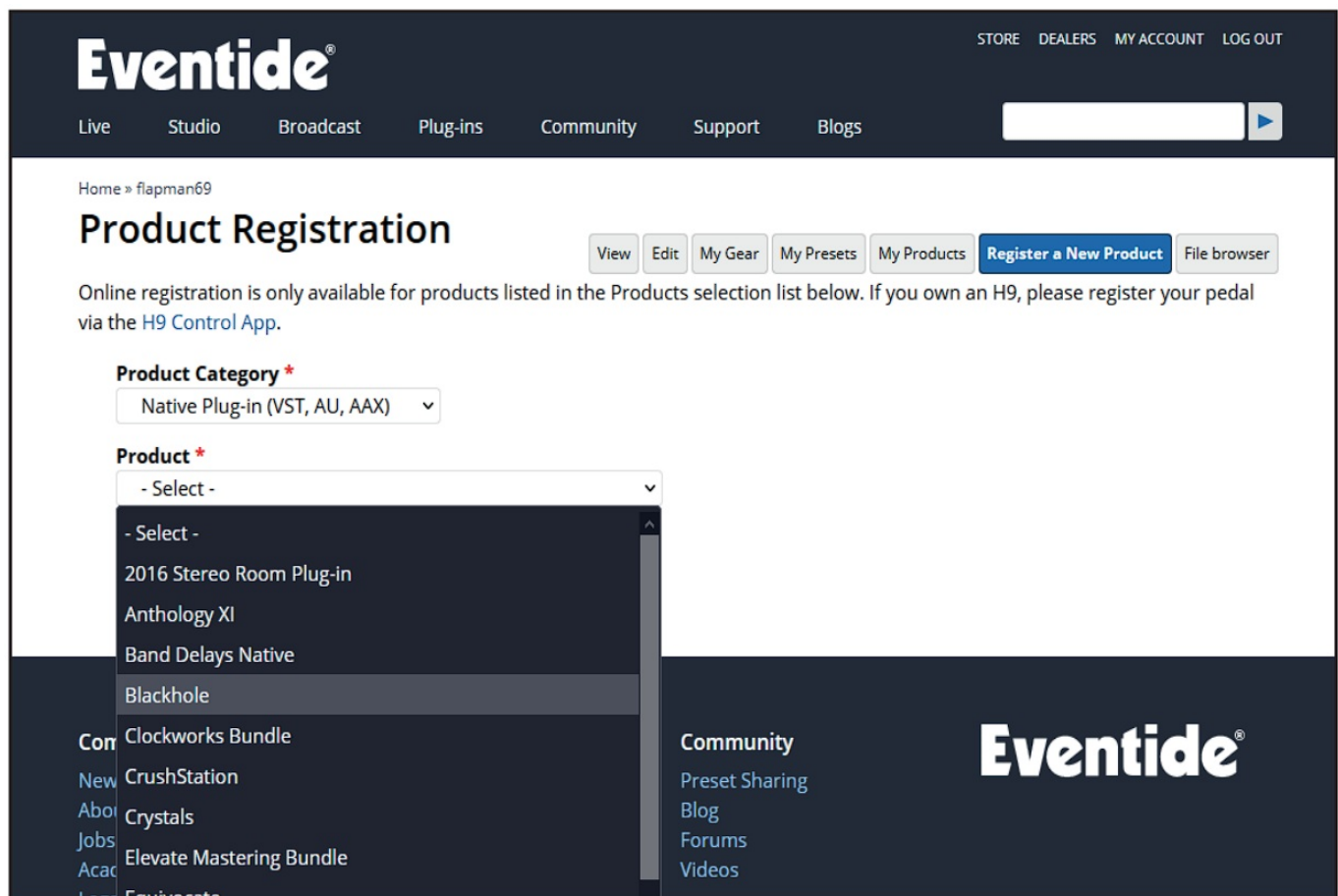
- Select -

Product *

- Select -

Register

Afterwards, select your product category (e.g. “Native Plug-In” with a software effect) and then the product you have purchased.



Eventide®

STORE DEALERS MY ACCOUNT LOG OUT

Live Studio Broadcast Plug-ins Community Support Blogs

Home » flapman69

Product Registration

View Edit My Gear My Presets My Products Register a New Product File browser

Online registration is only available for products listed in the Products selection list below. If you own an H9, please register your pedal via the [H9 Control App](#).

Product Category *

Native Plug-in (VST, AU, AAX)

Product *

- Select -
- Select -
- 2016 Stereo Room Plug-in
- Anthology XI
- Band Delays Native
- Blackhole
- Clockworks Bundle
- CrushStation
- Crystals
- Elevate Mastering Bundle
- Equivocate

Community

- Preset Sharing
- Blog
- Forums
- Videos

Eventide®

Now enter the “serial number” and the “key” you have received from us. Eventide will also ask you for the iLok account to which you would like to register your new product.

Eventide®

STOREDEALERSMY ACCOUNTLOG OUT

LiveStudioBroadcastPlug-insCommunitySupportBlogs

Home » flapman69

Product Registration

ViewEditMy GearMy PresetsMy ProductsRegister a New ProductFile browser

Online registration is only available for products listed in the Products selection list below. If you own an H9, please register your pedal via the [H9 Control App](#).

Product Category *

Native Plug-in (VST, AU, AAX) ▾

Product *

UltraReverb ▾

Serial number (XX-#####) *

RE-

License key (XXXX-XXXX-XXXX) *

iLok.com username *

Eventide's native plug-ins do not require the use of an iLok USB dongle. However, they do use Pace's iLok License Manager application for authorization which is available from: [iLok.com](#).

Register

Your licence will now be transferred to the iLok user ID you have indicated.

You will find the download link for your software either in the email we have sent you or by navigating to “My Products” in the Eventide customer account menu.

With plug-in software, you'll be asked once more to enter your iLok ID.

Eventide®

STOREDEALERSMY ACCOUNTLOG OUT

LiveStudioBroadcastPlug-insCommunitySupportBlogs

Home » flapman69

Registered Products

ViewEditMy GearMy PresetsMy ProductsRegister a New ProductFile browser

Hardware

No products found.

Plug-in Products

We are no longer showing serial numbers for plug-ins. Ownership and upgrade eligibility is now verified through PACE (iLok). You can view all your current licenses, including demos and freebies using this tool.

iLok Account *

To see your plug-in products, enter your iLok username.

Submit

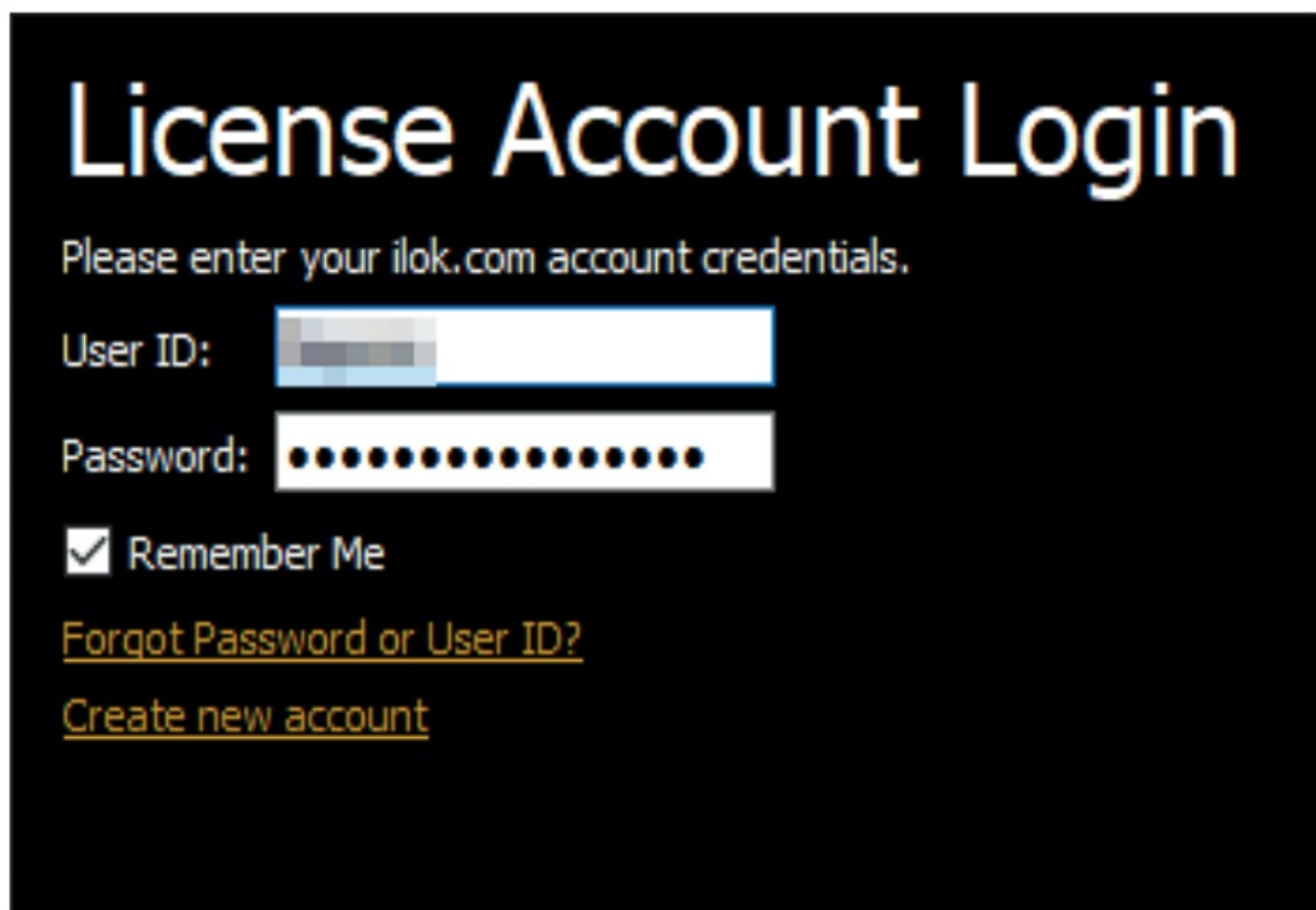
You will then be shown an overview of the plugins registered to you, including the download links and the manuals.

Blackhole	Full, Activated	1 of 2	Installers	Manuals	Additional Docs
EQuivocate	Full, Activated	1 of 2	Installers	Manuals	Additional Docs
Quadravox Native	Full, Activated	1 of 2	Installers	Manuals	Additional Docs
UltraReverb Native	Full, Activated	1 of 2	Installers	Manuals	Additional Docs

After installing the plug-in, you only need to transfer your iLok Licence to your computer or to the iLok USB flash drive (pace iLok USB) if you prefer that.

On starting up, your recording programme should automatically scan the computer for new plug-ins. Should this not be the case, please launch the search manually in your recording programme.

Once your Eventide software has been detected, a window will pop up into which you'll have to enter your iLok ID.

A screenshot of a 'License Account Login' window. The title 'License Account Login' is in large, bold, white letters at the top. Below it, the text 'Please enter your ilok.com account credentials.' is in a smaller white font. There are two input fields: 'User ID:' followed by a white text box, and 'Password:' followed by a white text box with black dots. Below the password field is a checkbox labeled 'Remember Me'. At the bottom, there are two links: 'Forgot Password or User ID?' and 'Create new account', both in a yellowish-gold color.

Further helpful links

You can now select your computer or the optional iLok USB flash drive as the destination for your licence. Your licence will then be transferred to the desired destination and your software is thereby activated and ready to launch.

Alternatively, you can also assign your license to the desired destination directly from your iLok License Manager. You'll find more information on this in our .pdf support document on "iLok"

You can contact the manufacturer's support through this link: <https://www.eventideaudio.com/support/faq>

Should you encounter any problems with the validity of an activation code purchased from us, please contact our customer service:


By telephone:

+49 (0)9546-9223-476

By e-mail:

sc.cc@thomann.de




Documents / Resources



[Eventide 457834 Instant Phaser Mk II](#) [pdf] Instruction Manual

457834, Instant Phaser Mk II, 457834 Instant Phaser Mk II, Phaser Mk II, Mk II

References

-  [ilok.com/#!home](https://www.ilok.com/#!home)
-  [Register - Eventide Audio](#)
-  [ilok.com/#!registration](https://www.ilok.com/#!registration)

Manuals+.