


# ethereal CS-C5ADE Digital and Analog Audio Extender Over Instruction Manual

[Home](#) » [Ethereal](#) » ethereal CS-C5ADE Digital and Analog Audio Extender Over Instruction Manual 

ethereal CS-C5ADE Digital and Analog Audio Extender Over





## **Contents**

- 1 Dear Customer**
- 2 FEATURES**
- 3 Other Model**
- 4 SPECIFICATIONS**
- 5 PACKING CONTENTS**
- 6 PANEL DESCRIPTIONS**
- 7 Connection Diagram**
- 8 CONNECTING AND OPERATING**
- 9 WARRANTY**
- 10 MAINTENANCE**
- 11 CUSTOMER SUPPORT**
- 12 Documents / Resources**
  - 12.1 References**

## **Dear Customer**

Thank you for purchasing this product. For optimum performance and safety, please read these instructions carefully before connecting, operating or adjusting this product. Please keep this manual for future reference.

## **FEATURES**

- Transmission Range: Analog audio up to 1480ft (450 meters), Digital audio up to 1640ft (500 meters)
- Accepts Analog, Digital Coax or Optical Toslink
- Auto identify audio input: Analog>Digital Coax>Optical Toslink
- Supports PCM2.0, Digital 5.1 (DTS, Dolby Digital, etc. )
- Input 44.1-96khz, output 48khz, 16-24bit
- Support AC 100-240V 50/60hz power, DC 12V/1A, dual POC


## **NOTICE**

Our company reserves the right to make changes in the hardware, packaging and any accompanying documentation without prior written notice.

## **Other Model**

**Model:** CS-C5ADE





## SPECIFICATIONS

Operating Temperature Range	0 to +40°C(+32 to +104°F)
Operating Humidity Range	5 to 90%RH (No Condensation)
Data transfer speed	6.9Mbps
Connectors Transmitter	<b>1</b> xCat5e/6 out 1xPowerDC 3xAudio in(for Analog, Optical and Coaxial)
Connectors Receiver	<b>1</b> xCat5e/6 in 1xPowerDC 3xAudio out(for Analog, Optical and Coaxial)
Audio format	PCM2.0, Dolby Digital EX, Dolby Digital 5.1, Dolby Digital 2/0 Surround, Dolby Digital 2/0, DTS-HD, DTS ES Discrete 6.1, DTS ES Matrix 6.1, DTS Digital Surround 5.1, DTS 2 Channel
<b>Power consumption</b>	1.5watts(Maximum)
Dimension (L•W•H)	58.5×54. 7×21 mm
Net Weight	182g(Pair)

**Note1:** Specifications are subject to change without notice. Mass and dimensions are approximate.

## PACKING CONTENTS

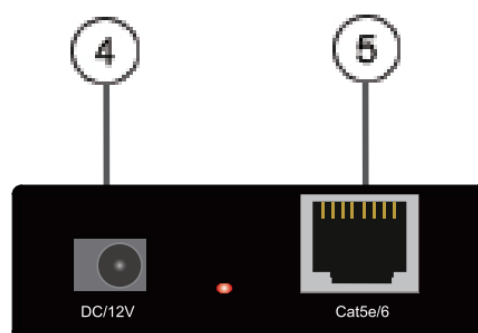
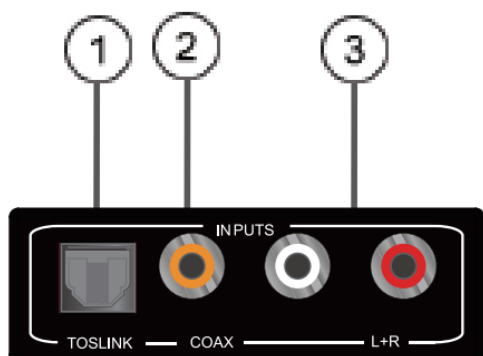


1. Main Unit. Digital & Analog Audio Extender over Cat5e/6 Cable
2. Operating Instructions
3. Power adapter DC 12V 1Ax1PCS

## PANEL DESCRIPTIONS

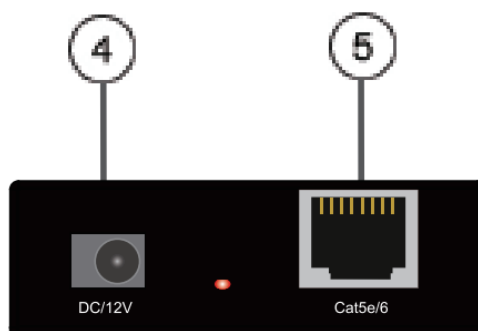
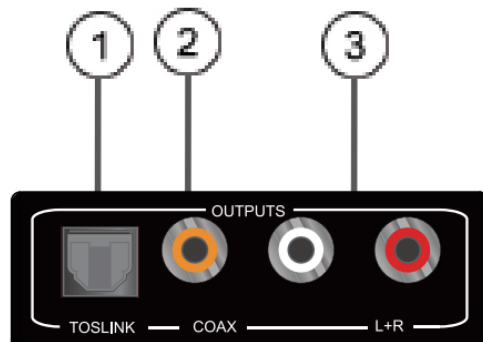
### Transmitter Panel

1. Optical Toslink Input port
2. Coaxial input port
3. Analog audio input ports
4. DC 12V
5. Cat5e/6 output port



### Receiver Panel

1. Optical Toslink output port
2. Coaxial output port
3. Analog audio output ports
4. DC 12V
5. Cat5e/6 Input port



## Connection Diagram

### Application 1





#### Application 2:(Does not support transmit 2 inputs simultaneously)



## CONNECTING AND OPERATING

1. Connect the audio input source into transmitter over audio cable.
2. Connect the output of transmitter and input of receiver over CAT5E or CAT6 cable.
3. Connect the audio output into the receiver over audio cable.
4. Connect power adapter in to the transmitter.

**NOTE:** Insert/Extract cables gently.

## WARRANTY

If your product does not work properly because of a defect in materials or workmanship, our Company (referred to as “the warrantor” ) will , for the length of the period indicated as below, (Parts (1 )Years ,Labor (1 )Years) which starts with the date of original purchase (“Limited Warranty period”), at its option either(a) repair your product with new or refurbished parts, or (b) replace it with a new of a refurbished product. The decision to repair or replace will be made by the warrantor.

During the “Labor” Limited Warranty period there will be no charge for labor.

During the “Parts” warranty period, there will be no charge for parts. You must mail-in your product during the warranty period. This Limited Warranty is extended only to the original purchaser and only covers product purchased as new. A purchase receipt or other proof of original purchase date is required for Limited Warranty service.


## MAINTENANCE

Clean this unit with a soft, dry cloth. Never use alcohol or solvents to clean this unit.

## CUSTOMER SUPPORT



## Documents / Resources

	<a href="#">ethereal CS-C5ADE Digital and Analog Audio Extender Over</a> [pdf] Instruction Manual CS-C5ADE, CS-C5ADE Digital and Analog Audio Extender Over, Digital and Analog Audio Extender Over, Analog Audio Extender Over, Audio Extender Over, Extender Over, Over
---	--

## References

- [User Manual](#)

### Manuals, Privacy Policy

This website is an independent publication and is neither affiliated with nor endorsed by any of the trademark owners. The "Bluetooth®" word mark and logos are registered trademarks owned by Bluetooth SIG, Inc. The "Wi-Fi®" word mark and logos are registered trademarks owned by the Wi-Fi Alliance. Any use of these marks on this website does not imply any affiliation with or endorsement.