



ETERNICO AET-KS4003 Wireless Keyboard Mouse Combo User Manual

[Home](#) » [ETERNICO](#) » ETERNICO AET-KS4003 Wireless Keyboard Mouse Combo User Manual 

Contents

- [1 ETERNICO AET-KS4003 Wireless Keyboard Mouse Combo](#)
- [2 TECHNICAL PARAMETERS](#)
- [3 OVERVIEW](#)
- [4 INSTRUCTIONS](#)
 - [4.1 Description of function keys](#)
- [5 SAFETY INFORMATION](#)
- [6 Documents / Resources](#)
- [7 Related Posts](#)



ETERNICO AET-KS4003 Wireless Keyboard Mouse Combo



THANK YOU FOR CHOOSING US!

We value your trust. We hope that you will be happy with our product, and as excited about it as we are. We try to offer products of the highest quality that satisfy even the most demanding requirements. If you are satisfied, it would make us very happy if you chose us again the next time you make a purchase.

We are environmentally conscious, therefore we use special eco-friendly packaging. Please recycle!

Recycling and Environmental Protection

We try to avoid using plastic packaging and film and only use them when they are absolutely necessary to protect the product. So how are we different?

Packaging you can eat...Well, almost.

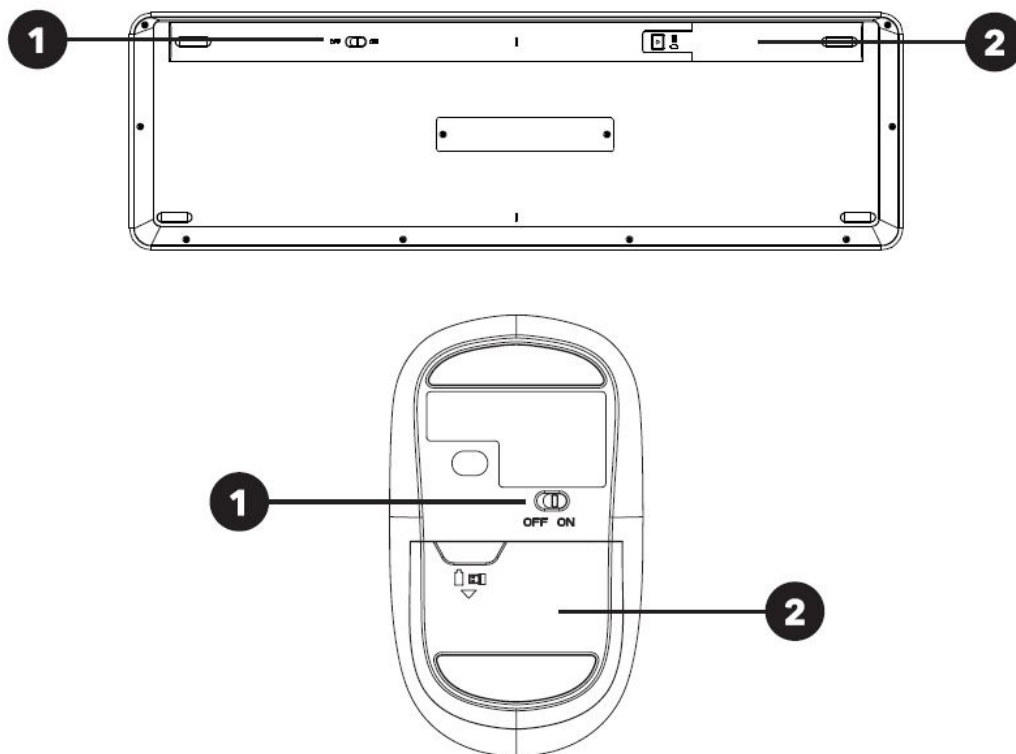
- We use ink made from soybeans as opposed to classic petroleum-based ink.
- The majority of our packaging is made from 100% recyclable paper.
- We limit the use of adhesives. If absolutely necessary, we make sure to choose only water soluble ones.
- We think globally, which means that we actively search for eco-friendly solutions. We keep an eye on trending technology and place findings of the scientific community into practice.

We don't just try to meet quotas and mandates, we aim to exceed them.

TECHNICAL PARAMETERS

Connection	Wireless, USB receiver
Wireless range	10 m
Keyboard power supply	2 × 1.5V battery type AA
Mouse power supply	1 × 1.5V battery type AA
Mouse resolution	800/1200/1600 DPI
Designated use	Office use
Keyboard size	Full, including numeric keys
Keyboard dimensions	432.81 × 122.81 × 22.9 mm (including keys)
Mouse dimensions	114.8 × 65.8 × 34.63 mm
Multimedia keys	Yes, 12
Compatibility with operating systems	Windows 7, 8, 10 or later

OVERVIEW




1. Switch
2. Battery compartment (and USB receive silo)

INSTRUCTIONS

- Plug the USB receiver into a free USB port on your computer.
- Switch the switch (1) to the ON position.
- Windows will install the drivers automatically, and the keyboard will connect to the receiver and be ready for use immediately.

Description of function keys

F1		Music player
F2		Lower the volume
F3		Increase the volume
F4		Mute
F5		Previous track
F6		Next track
F7		Play/Pause
F8		Stop
F9		Internet browser
F10		E-mail
F11		My computer
F12		Favourites

SAFETY INFORMATION



- Unplug the product from power sources when not in use.
- Only use the product for the specified purpose of use.
- Incorrect use of the product can lead to a risk of fire, explosion or other hazard and can result in a voided warranty.
- This product is not a toy. It may contain small components. Please keep away from children.
- Do not use or leave the product in dusty or otherwise contaminated environments.
- Do not expose the product to high temperatures or low temperatures. Keep the product in a dry environment.
- Do not disassemble the product. Attempting to modify the power bank may damage the product and result in a serious injury.
- Use a soft, clean, dry towel for cleaning the surface of the product.

www.eternico.net

Co. Reg. No. 27082440

Alza.cz a.s., Jankovcova 1522/53, 170 00 Prague 7, Czech Republic © 2021 Alza.cz a.s. All Rights Reserved.

Documents / Resources

  <small>Wireless Keyboard & Mouse Combo AET-KS4003</small>	<p>ETERNICO AET-KS4003 Wireless Keyboard Mouse Combo [pdf] User Manual</p> <p>AET-KS4003 Wireless Keyboard Mouse Combo, AET-KS4003, Wireless Keyboard Mouse Combo, Keyboard Mouse Combo, Mouse Combo</p>
--	--