



essentials ESS-SW-PSR-2305 Smart Home 3 Socket USB Power Strip User Manual

[Home](#) » [essentials](#) » essentials ESS-SW-PSR-2305 Smart Home 3 Socket USB Power Strip User Manual 

essentials ESS-SW-PSR-2305 Smart Home 3 Socket USB Power Strip



Contents

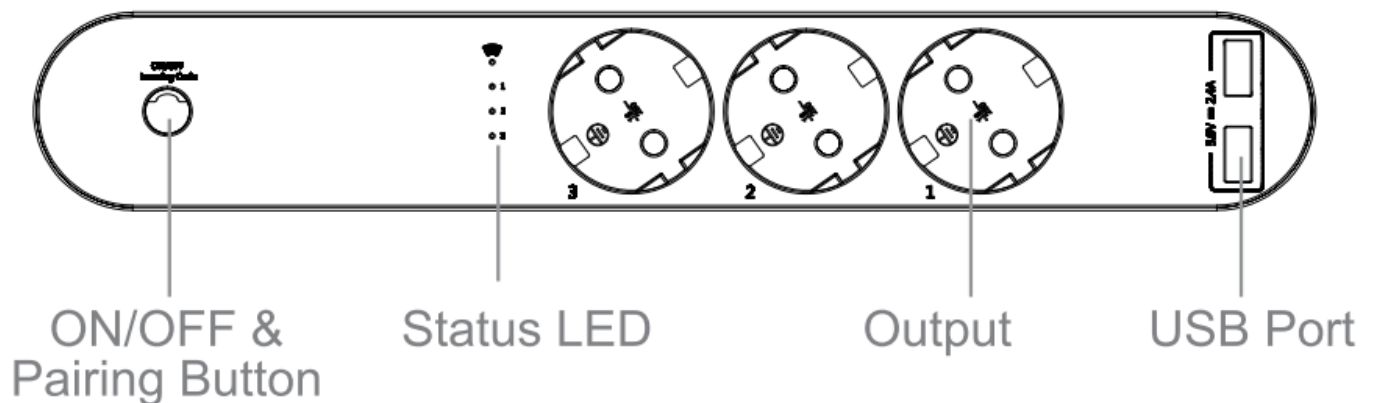
- 1 Package contents
- 2 Product description
- 3 Voraussetzung
- 4 Perpetration
- 5 Installation
- 6 Add device
- 7 Specifications
- 8 Safety
 - 8.1 Safety instructions
 - 8.2 Intended Use
 - 8.3 Conformity
 - 8.4 Disposal
- 9 Documents / Resources
- 10 Related Posts

Package contents

- essentials Smart Home 3-Socket USB Power Strip
- User Manual

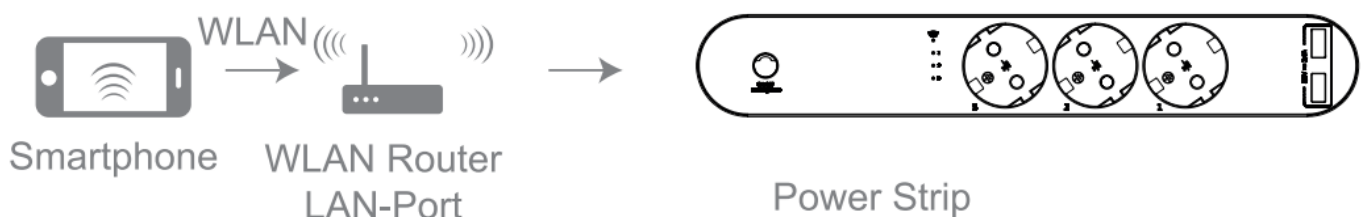
Product description

The essentials Smart Home 3-socket USB Power Strip is a multiple power outlet including 2 USB ports and WiFi connectivity. The individual socket are switched individually via the app, time-controlled or manually via the on/off switch. In combination with other components of the essentials Smart Home System, complex scenarios for Smart Home applications can be created.



Voraussetzung

Make sure your mobile has connected with WiFi. The connection between router and power strip is established in the app.



Please note: The Power Strip only supports WiFi with 2,4 GHz.

Perpetration

Download and open the App.

1. Search for „essentials Smart Home” in the App Store or Google Play Store or scan the QR-Code to download and install the essentials App.
2. If you are downloading the app for the first time, tap “Create a new account” to register. If you already have an account, click “Use an existing account”.



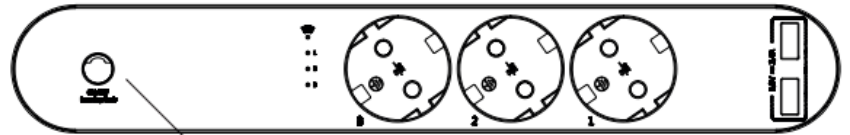
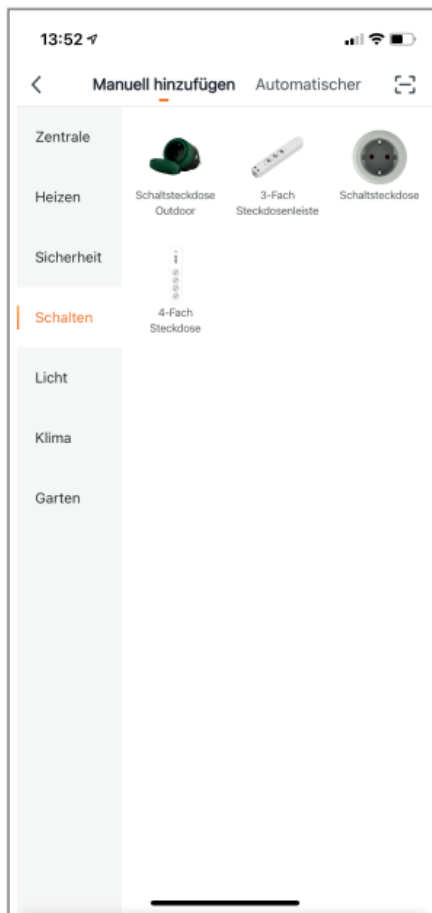
Installation

1. Press and hold the pairing button (for at least 10 seconds) until the LED blinks green.
2. Open „My Home” and press „+” top right of display.
3. On the next page you can see the different categories. Choose Switching on the left side and choose “3-Socket Power Strip” to add the device. It may be necessary to enter the router password.
4. Pairing button blinks green: Successful network connecting LED blinks red: Plug-in Switches are on

Restore factory setting

Press and hold the pairing button for at least 10 seconds, until the LED blinks green to restore the factory settings.

Add device



Pairing Button

- After successful adding, you can find the device on the page “My Home”.

Specifications

Product name	3-fach Steckdosenleiste USS
Model	ESS-SW-PSR-2305
Supply voltage	100- 256 V / 50/60 Hz
Max. switching capacity	3680W
Ambient temperature	0 °C – 35 °C
Storage temperature	-10 °C to +50 °C
Output voltage USB ports	5 V DC per USS port
Output current USB ports	Per USS port: 2,4 A (max.)
Cable length, plug	1,5 m, Euro plug
Radio protocol	WiFi IEEE 802.11 b/g/n
Radio frequency	2,4 GHz
Radio range	25 m
Radio strength	100mW

Safety

Safety instructions

To avoid accidents with personal injury and material damages, all safety instructions in this manual must be

observed. No liability is accepted for personal injury or material damages to property caused by improper handling or non-observance of the safety instructions. In such cases, all warranty claims are void! No liability is accepted for consequential damage!

- Only use suitable sockets for the power supply of the device.
- Only use the device when it is in perfect working order.
- In case of danger, unplug the device from the power supply.
- Observe the power limits of the device and its ambient conditions.
- Only operate the device in a dry and dust-free environment.
- Do not expose the device to moisture, vibrations, constant sunlight or other heat, cold or mechanical stress.
- Ensure that children do not play with the product or the packaging. If necessary, supervise children

Intended Use

The essentials Smart Home 3-Socket USB Power Strip is designed for outdoor installation and wireless communication with smartphones and other smart home devices. Any other use, modifications and conversions are expressly prohibited. Use not in accordance with the intended purpose leads to dangers for which the manufacturer is not liable and to the exclusion of warranty and liability.

Conformity

The manufacturer herewith declares that the product complies with the stipulations of the Directive 2014/53/EU of the European union. For complete text of this declaration go to the following internet address:

www.wesmartify.de


Disposal

Do not dispose of electrical appliances as unsorted municipal waste, use separate collection facilities. Contact your local government for information regarding the collection systems available.

wesmartify GmbH
Tec Center 1
31162 Bad Salzdetfurth
+49 5063 799 4024
info@wesmartify.de
wesmartify.de



Documents / Resources

	essentials ESS-SW-PSR-2305 Smart Home 3 Socket USB Power Strip [pdf] User Manual SmartStrip-3Plug4Usb, ESS-SW-PSR-2305 Smart Home 3 Socket USB Power Strip, ESS-SW-PSR-2305, Smart Home 3 Socket USB Power Strip, 3 Socket USB Power Strip, USB Power Strip, Power Strip, Strip
---	---