



ESR 6B005 Ascend Keyboard Case User Manual

[Home](#) » [ESR](#) » ESR 6B005 Ascend Keyboard Case User Manual 

Contents

- [1 ESR 6B005 Ascend Keyboard Case](#)
- [2 User Manual](#)
- [3 Shortcut Keys](#)
- [4 Troubleshooting Guide](#)
- [5 Reminder](#)
- [6 Documents / Resources](#)
- [7 Related Posts](#)



ESR 6B005 Ascend Keyboard Case



User Manual




Pairing Mode

- Hold **fn** + **B₀** for 3 seconds to enter pairing mode. If not connected after 3 minutes, pairing mode will turn off.


Auto Reconnect

- When turned on, the keyboard will automatically attempt to reconnect with the last paired device for 5 seconds.

Power Light Overview

- Charging: 
- Fully charged: 
- Low battery: 





Power Key

- Press  once to turn on the keyboard. Hold  for 3 seconds to turn off the Keyboard.


Standby Mode

- The keyboard backlight will turn off automatically after 1 minute of inactivity.
- After 10 minutes of inactivity, the keyboard will enter standby mode. Press any key to wake the keyboard.















Backlight

- Press  +  to select the backlight brightness (bright, medium, low, off).
- Press  +  to select the backlight color (7 colors)

Factory Reset


- Press and hold  +  for 3 seconds.
- The caps lock and power light will lash to indicate factory reset is complete.

Shortcut Keys

						
Home	Search	Brightness -	Brightness +	On screen keyboard	Change language	Previous song
						
Play/pause	Next song	Mute	Volume down	Volume up	Lock screen	On/off

Troubleshooting Guide

If the keyboard stops working, please check the following:

1. Ensure the keyboard is turned on.
2. If the keyboard is out of battery, charge the keyboard.
3. If the connection is unstable, turn the keyboard off and wait 10 seconds before turning it back on. If the problem persists, disconnect the keyboard by going to Settings > Bluetooth > Device List > ESR KEYBOARD” and tap  , then choose “Forget This Device’. Follow the Bluetooth pairing instructions to reconnect your keyboard.

if the keyboard remains unresponsive, repeat the above steps. If you are still experiencing problems, contact our customer service at esrgear.com/contact-us/

Reminder

This Bluetooth keyboard has a rechargeable battery. When not using keyboard for an extended period of time, turn the keyboard off by holding for 3 seconds to prolong battery life.

Documents / Resources



[ESR 6B005 Ascend Keyboard Case](#) [pdf] User Manual

KB1101, 2A9P3-KB1101, 2A9P3KB1101, 6B005 Ascend Keyboard Case, 6B005, Ascend Keyboard Case, Keyboard Case