




[Home](#) » [Escrow Tech](#) » **Escrow Tech ETLHB001 Smart Gateway User Manual** 

Contents [[hide](#)]

- [1 Escrow Tech ETLHB001 Smart Gateway](#)
- [2 Product Description](#)
- [3 Preparation for Use](#)
- [4 Product Specifications](#)
- [5 Packing List](#)
- [6 FCC WARNING](#)
- [7 Documents / Resources](#)
 - [7.1 References](#)

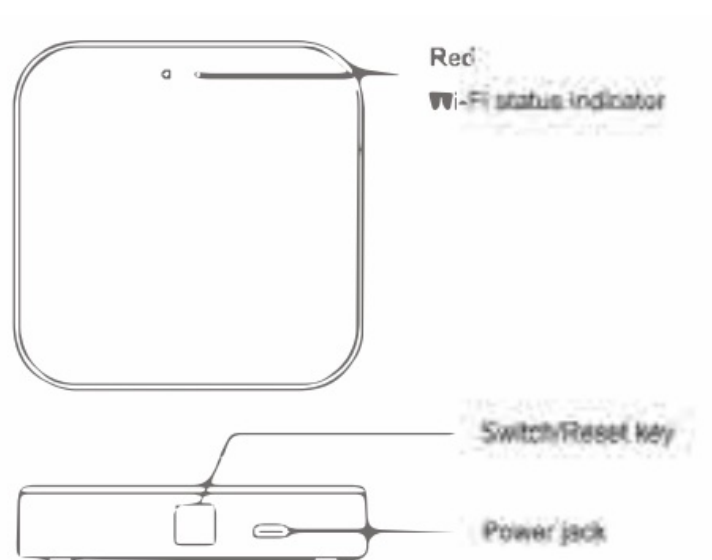


Escrow Tech ETLHB001 Smart Gateway



Product Description

It is a mini Smart Gateway. It consists of a highly integrated Wi-Fi module, low power-consuming Bluetooth module, and PCBA. It can be connected to the Carbon-adjust app for device adding, reset, third-party control, Bluetooth group control, meeting smart Home Requirements



Preparation for Use

1. In the App Store or Google Play, search for “Carbon-adjust” or scan the QR code on the manual to download and install the smart App.

2. Open the Wi-Fi of your phone, click on the “+” in the upper right corner, and select, “Wireless Gateway (Bluetooth).
3. The gate to be added will automatically appear, and please follow the instructions in the App



Product Specifications

Product Name	Wireless Smart Gateway
Adapter Output	5V --- 1A
Working Temperature	-10 C ~ 55°C
Working Humidity	10% ~ 90% RH(no condensation)
Wireless Technology	2.4G Wi-Fi +BLE
Dimensions	60X60X15mm
Net weight	33g
Product model	ETLHB001

Packing List

- Smart Gateway x 1 Adapter x 1 (Optional)
- Data Cable x 1 User Manual x 1

FCC WARNING

This device complies with Part 15 of the FCC Rules: Operation is subject to the following two conditions

1. This device may not cause harmful interference, and
2. This device must accept any interference received, including interference that may cause undesired operation.

Attention that changes or modification not expressly approved by the party responsible for compliance could void the user's authority to operate the equipment.


Note: This product has been tested and found to comply with the limits for a Class B digital device, pursuant to Part 15 of the FCC Rules. These limits are designed to provide reasonable protection against harmful interference in a residential installation. This product generates, uses and can radio frequency energy and, if not installed and used in accordance with the instructions, may cause harmful interference to radio communications. However, there is no guarantee that interference will not occur in a particular installation. If this product does cause harmful interference to radio or television reception, which can be determined by turning the equipment off and on, the user is encouraged to try to correct the interference by one or more of the following measures:

- Reorient or relocate the receiving antenna.
- Increase the separation between the equipment and receiver
- Connect the equipment into an outlet on a circuit different from that to which the receiver is connected
- Consult the dealer or an experienced radio/ Tv technician for help.

This equipment should be installed and operated with a minimum distance 20cm between the radiator and your body.

Please read ths manual carefully before use and keep it for future reference

Documents / Resources

	Escrow Tech ETLHB001 Smart Gateway [pdf] User Manual ETLHB001, 2BNFH-ETLHB001, 2BNFHETLHB001, ETLHB001 Smart G ateway, ETLHB001, Smart Gateway, Gateway
---	---

References

- [User Manual](#)

Escrow

Tech

2BNFH-ETLHB001, 2BNFHETLHB001, Escrow Tech, ETLHB001, ETLHB001 Smart Gateway, gateway, Smart Gateway

Leave a comment

Your email address will not be published. Required fields are marked *

Comment *

Name

Email

Website

☐ Save my name, email, and website in this browser for the next time I comment.

Post Comment

Search:

e.g. whirlpool wrf535swhz

Search

[Manuals+](#) | [Upload](#) | [Deep Search](#) | [Privacy Policy](#) | [@manuals.plus](#) | [YouTube](#)

This website is an independent publication and is neither affiliated with nor endorsed by any of the trademark owners. The "Bluetooth®" word mark and logos are registered trademarks owned by Bluetooth SIG, Inc. The "Wi-Fi®" word mark and logos are registered trademarks owned by the Wi-Fi Alliance. Any use of these marks on this website does not imply any affiliation with or endorsement.