



## era FFP2 Particle Filtering Half Mask Instruction Manual

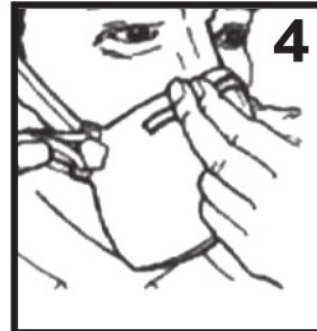

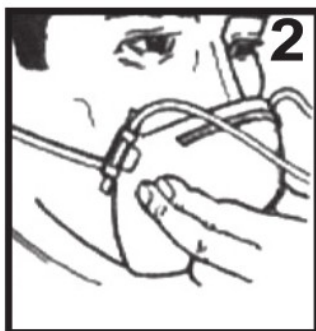
[Home](#) » [ERA](#) » era FFP2 Particle Filtering Half Mask Instruction Manual 



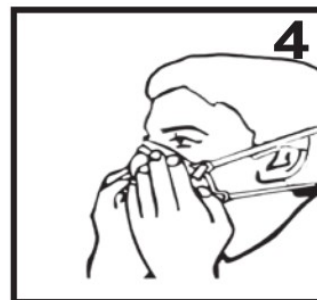
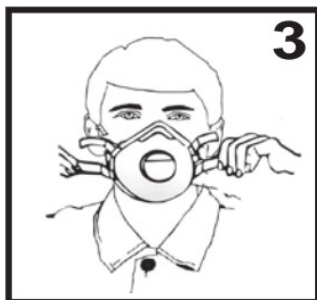
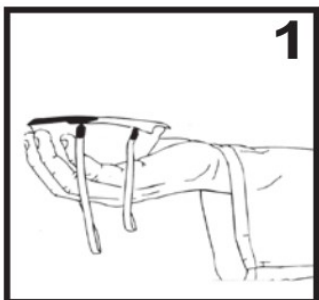
**Particle filtering half mask user instructions**  
**Products meet the requirements of EN 149:2011+A1:2009**  
**Half mask user instruction**



Model	Class	Protection Category (NPF)
1100	FFP1 NR	4 X OEL
1110	FFP1 NR	4 X OEL
1200	FFP2 NR	12 X OEL
1210	FFP2 NR	12 X OEL
1300	FFP3 NR	50 X OEL
1310	FFP3 NR	50 X OEL



Model	Class	Protection Category (NPF)
4100	FFP1 NR D	4 X OEL
4110 V	FFP1 V NR D	4 X OEL
4200	FFP2 NR D	12 X OEL
4210 V	FFP2 V NR D	12 X OEL
4300	FFP3 NR D	50 X OEL
4310 V	FFP3 V NR	50 X OEL



Model	Class	Protection Category (NPF)
6100	FFP1 NR D	4 X OEL
6110	FFP1 V NR D	4 X OEL
6200	FFP2 NR D	12 X OEL
6210	FFP2 V NR D	12 X OEL
6320	FFP2 V NR D	20 X OEL
6330	FFP3 V NR	50 X OEL
7210 Activated Carbon	FFP2 V NR D	12 X OEL
7110 Activated Carbon	FFP2 V NR D	12 X OEL
5110 Activated Carbon	FFP1 V NR D	4 X OEL
5210 Activated Carbon	FFP2 V NR D	12 X OEL

**Particle filtering half mask user instructions**  
**Products meet the requirements of EN 149:2011+A1:2009**

## Contents

- [1 Application and Restriction](#)
- [2 Control Before Use](#)
- [3 Use and Adjustment](#)
- [4 Before Use](#)
- [5 Maintenance](#)
- [6 Storage](#)
- [7 Notified Body 2163](#)
- [8 Documents / Resources](#)
  - [8.1 References](#)
- [9 Related Posts](#)

## Application and Restriction

Half mask used for breathing protection solid and liquid particles.

Do not use against evaporating aerosols or gases Choose products according to the occupational exposure limits and according to national regulations Not used in explosive atmosphere Dust mask limited to single shift use Must be discarded after use

## Control Before Use

Choose the best solution according to working environment.  
Following the instructions prepared by manufacturer is obligatory.

## Use and Adjustment

Remove half mask from packaging  
Ensure that there are no holes in the respiratory zone.  
Adjust the best selected mask as shown drawings below. (Figures 1-2-3-4).

Check the conformity of mask to your face as shown in Figure 3.

Adjust nose clip to the shape of the nose using both hands (see figure 3).

Adjustment using only one hand might impede the tight fit.

To check the tight fit. Surround the half mask with both hands and exhale strongly. If air escapes adjust the half mask.

Ensure that the nose clip is adjusted to the shape of the nose Facial hair and scar, when present between the face and face piece seal will substantially increase the leakage with consequential decrease in protection

## Before Use

Before entrance of working environment , check the mask properly. Breathe as shown in figure 3 to check if any leakage occurs, if there is a leakage adjusts the mask again as shown in figure 1-2-3-4.

Working environment should contain at least 19,5% O<sub>2</sub> Do not use mask in airless places as warehouse, narrow wells, places that have harmful environment.

Mask do not protect against gas and vapour.

Immediately leave the area and then remove the respirators if breathing become difficult dizziness or other distress occurs you sense irritation, smell or taste the contaminants the respirator become damaged.

## Maintenance

Do not change and fix any parts of mask.

If any damage occurs remove the mask and use new one.

Do not use if useful life of mask is over. (Useful life indicated on packaging) Protect the mask against dust and dirt in short term uses.

## Storage

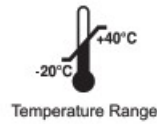
Store the mask according to storage rules of manufacturer.

Room temperature of storage area must be between -20 °C and 40 °C Humidity of storage area must be under %80

## Notified Body 2163

Universal certification and surveillance service trade CO.Ltd.

Necip Fazıl bulvarı keyap sitesi E2 Block No:44/84 Yukarı Dudullu Ümraniye, İstanbul/ Türkiye



Manufacturer: Başaran İş Güvenliği Ekipmanları Ltd.Şti.

Merkez Mahallesi Demokrasi Caddesi Serüven Sokak No:3 Orhanlı / Tuzla – İSTANBUL

Phone: +90 216 394 47 59 – 61 pbx Fax: +90 216 394 47 60

e-mail: [info@basaraniselbiseleri.com](mailto:info@basaraniselbiseleri.com) web: [www.basaraniselbiseleri.com](http://www.basaraniselbiseleri.com)

## Documents / Resources



[era FFP2 Particle Filtering Half Mask](#) [pdf] Instruction Manual  
FFP2 Particle Filtering Half Mask, FFP2, Particle Filtering Half Mask

## References

- [S Ltd.co - Ltd Resources and Information.](#)
- [Başaran İş Elbiseleri](#)

Manuals+.