



## EPSON WorkForce Pro User Manual

[Home](#) » [Epson](#) » EPSON WorkForce Pro User Manual 

### Contents

#### [1 EPSON® WorkForce Pro WF-C529RDTW DATASHEET / BROCHURE](#)

- [1.1 KEY FEATURES](#)
- [1.2 PRODUCT SPECIFICATIONS](#)
- [1.3 WHAT'S IN THE BOX](#)
- [1.4 SUPPLIES](#)
- [1.5 OPTIONAL ACCESSORIES](#)
- [1.6 LOGISTICS INFORMATION](#)
- [1.7 INK YIELD DATA](#)

#### [2 Documents / Resources](#)

- [2.1 References](#)

#### [3 Related Posts](#)

**EPSON® WorkForce Pro WF-C529RDTW DATASHEET / BROCHURE**



**Fast print speeds with a smaller footprint, our latest A4 RIPS printer delivers low TCO and a low environmental impact.**

High ink yields of up to 50,000 pages in black and 20,000 in colour make this a powerhouse for offices. Increase your business productivity with less intervention, a fast first page out time, and secure printing rules and workflow processes, all while reducing your printing costs and environmental impact.

**Low running costs**

High ink yields lower the need to order and replace supplies frequently, and help to deliver predictable print costs and a competitive Total Cost of Ownership (TCO). Also, inkjet technology with fewer replacement parts, lowers the hidden costs of servicing and intervention.

**High productivity**

A fast First Page Out Time (FPOT) of 4.8 secs in black and 5.3 secs in colour from ready mode, and print speeds of up to 24ppm in colour and mono (ISO speed) help to keep productivity high. An improved durability of 240k pages helps print more for longer. A maximum paper capacity of 1,330 sheets means less time spent refilling.

**Low environmental impact**

In addition to speeding up printing, the lack of heat needed by our inkjet technology also helps to cut the environmental impact of print by providing a low power solution with fewer supplies. The high ink yield means less waste from supplies, and you can rest assured from a lack of toner dust and ozone gas emissions.

## Built for business

The WF-C529RDTW is one of the few A4 business single-function printers to offer secure, follow-me printing with Epson Print Admin.

## KEY FEATURES

- **Low running costs**

Benefit from a low Total Cost of Ownership

- **Fast FPOT**

4.8secs in black and 5.3 secs in colour from ready mode

- **Small footprint**

Easier to position in the office or space-critical workplaces

- **Lower your environmental impact**

Low energy consumption reduces CO2 footprint, no ozone gas emissions

- **Secure, follow-me printing**

With Epson Print Admin

## PRODUCT SPECIFICATIONS

### TECHNOLOGY

Printing Method: PrecisionCore™ Print Head

Nozzle Configuration: 800 Nozzles Black, 800 Nozzles per Color

Minimum Droplet Size: 3.8 pl, With Variable-Sized Droplet Technology

Ink Technology: Replaceable Ink Pack System (RIPS)

Category: Office Workgroup

All-in-One Functions: Print

### PRINT

First Page Out: Monochrome 4.8 Seconds, Colour 5.3 Seconds

Printing Speed ISO/IEC 24734: 24 pages/min Monochrome, 24 pages/min Colour

Duplex Printing Speed: 15 A4 Pages/min Monochrome, 15 A4 Pages/min Colour

ISO/IEC 24734 Maximum Printing Speed: 34 pages/min Monochrome (plain paper 75 g/m<sup>2</sup>), 34 pages/min Colour (plain paper 75 g/m<sup>2</sup>)

Printing Resolution: 4,800 x 1,200 DPI

Printing Volume: 50,000 pages per month

The maximum number of printed pages per month based on the performance capabilities of the printer, including ISO rated print speeds and paper handling capabilities.

Recommended Duty Cycle: 400 – 4,500 pages per month

Colours: Black, Cyan, Yellow, Magenta

For detailed information on printing speeds please visit <http://www.epson.eu/testing>.

### CONNECTIVITY

Network Printing Protocols: LPR, FTP, IPP, LDP, Port 9100, WSD-Print

Network Management Protocols: HTTP, DHCP, BOOTP, APIPA, DDNS, mDNS, SNTP, ENPC, SLP, WSD, LLTD, SMTP, LLMNR, POP3, IEEE 802.1X, ARP, GARP, EAP, ICMP, IGMP, DNS-SD, HTTPS, XMPP, LDAP, LDAPS, SNMP 3.0, SNMP Trap

Interfaces: Hi-Speed USB – compatible with USB 2.0 specification, Ethernet Interface (1000 Base-T/ 100- Base

TX/ 10-Base-T), Wireless LAN IEEE 802.11b/g/n, Wi-Fi Direct, USB 2.0 Type A  
WLAN Security: WEP 64 Bit, WEP 128 Bit, WPA PSK (TKIP), WPA2 PSK (AES), WPA2 Enterprise (AES)  
Network Protocol: TCP/IPv4, TCP/IPv6, HTTP, HTTPS, IPSEC

## **PAPER / MEDIA HANDLING**

Paper Formats: A4 (21.0×29.7 cm), A5 (14.8×21.0 cm), A6 (10.5×14.8 cm), B5 (17.6×25.7 cm), B6 (12.5×17.6 cm), C4 (Envelope), C6 (Envelope), DL (Envelope), No. 10 (Envelope), Letter, Legal, 9 x 13 cm, 10 x 15 cm, 13 x 18 cm, 16:9, HLT, EXE, User defined  
Compatible Paper Weight: 64 g/m<sup>2</sup> – 300 g/m<sup>2</sup>  
Duplex: Yes  
Standard Paper input: 250 Sheets Standard, 80 Sheets MP tray, 500 Sheets paper tray  
Output Tray Capacity: 150 Sheets  
Paper Tray Capacity: 830 Sheets Standard, 1,330 Sheets Maximum  
Standard paper tray(s): 80-Sheet Multi-Purpose Tray, 250-sheet paper tray, 500-Sheet paper tray  
Optional paper tray(s): 500-Sheet paper tray  
Rear paper path (special media): Yes  
Number of paper trays: 2

## **PAPER FEED RASF**

Paper Input Name: RASF  
Paper Formats: A4, A5, A6, B5, B6, C4 (Envelope), C6 (Envelope), DL (Envelope), No. 10 (Envelope), Letter, 10 x 15 cm, 13 x 18 cm, 16:9, Legal, Executive  
Custom sizes: Min 64x 127 mm to Max 215.9x 6,000 mm  
Compatible paper weight: 64 g/m<sup>2</sup> – 300 g/m<sup>2</sup>  
Paper Capacity 1: 80 Sheets of Plain Paper, 80gsm  
Media type: Plain Paper, Recycled Paper, Colour Paper, Letterhead, Glossy Photo Paper

## **PAPER FEED C1**

Paper Input Name: C1  
Paper Formats: A4, A5, A6, B5, B6, C4 (Envelope), C6 (Envelope), DL (Envelope), No. 10 (Envelope), Letter, HLT, Executive  
Custom sizes: Min 89x 127 mm to Max 215.9x 355.6 mm  
Compatible paper weight: 64 g/m<sup>2</sup> – 300 g/m<sup>2</sup>  
Paper Capacity 1: 250 Sheets of Plain Paper, 80gsm  
Media type: Plain Paper, Recycled Paper, Colour Paper, Letterhead, Glossy Photo Paper

## **PAPER FEED C2**

Paper Input Name: C2  
Paper Formats: A4, A5, A6, B5, B6, Letter, HLT, LGL, Executive  
Custom sizes: Min 100x 148 mm to Max 215.9x 355.6 mm  
Compatible paper weight: 64 g/m<sup>2</sup> – 160 g/m<sup>2</sup>  
Paper Capacity 1: 500 Sheets of Plain Paper, 80gsm  
Media type: Plain Paper, Recycled Paper, Colour Paper, Letterhead

## **PAPER FEED DUPLEX**

Paper Input: Duplex  
Name Paper Formats: A4, A5, A6, B5, B6, Letter, HLT, Legal, Executive  
Custom sizes: Min 148x 210 mm to Max 216x 297 mm  
Compatible paper weight: 64 g/m<sup>2</sup> – 160 g/m<sup>2</sup>  
Media type: Plain Paper, Recycled Paper, Colour Paper, Letterhead

## **PAPER FEED C3**

Paper Input Name: C3

Paper Formats: A4, A5, A6, B5, B6, Letter, HLT, Legal, Executive

Custom sizes: Min 100x 148 mm to Max 215.9x 355.6 mm

Compatible paper weight: 64 g/m<sup>2</sup> – 160 g/m<sup>2</sup>

Paper Capacity 1: 500 Sheets of Plain Paper, 80gsm

Media type: Plain Paper, Recycled Paper, Colour Paper, Letterhead

## **GENERAL**

Energy Use: 1.2 Watt (sleep mode), 24 Watt (Printing), 8 Watt (Ready), 0.2 Watt (Power off), TEC 0.18 kWh/week

Supply Voltage: AC 220 V – 240 V, 50 Hz – 60 Hz

Product dimensions: 425 x 535 x 513 mm (Width x Depth x Height)

Product weight: 23.9 kg

Compatible Operating Systems: Mac OS 10.10.x, Mac OS 10.7.x, Mac OS 10.8.x, Mac OS 10.9.x, Mac OS X 10.11.x, Mac OS X 10.12.x, Mac OS X 10.6.8 or later, Windows 10, Windows 7, Windows 7 x64, Windows 8, Windows 8 (32/64 bit), Windows 8.1, Windows 8.1 x64 Edition, Windows Server 2003 R2 x64, Windows Server 2008 (32/64bit), Windows Server 2008 R2, Windows Server 2012 (64bit), Windows Server 2012 R2, Windows Server 2016, Windows Vista, Windows Vista (32/64 bit), Windows Vista x64, Windows XP SP2 or higher, Windows XP SP3, Windows XP x64, Windows Server 2003 R2, XP Professional x64 Edition, XP Professional x64 Edition SP2

Sound Power: Operation: 6.9 B (A)

Noise: Operation: 54 dB (A)

Mobile and Cloud printing services: Epson Connect (iPrint, Email Print, Remote Print Driver), Apple AirPrint, Google Cloud Print

Power supply: 220V, 240V

## **ADDITIONAL FEATURES**

Features: Direct Print, Direct print from USB

Panel: Type: Color, Diagonal: 6.1 cm

Media Handling: Automatic duplex (A4, plain paper), Portrait & Landscape printing, Thick Media Support

Security Functions: Limit access function with Epson Web Config, Secure confidential printing with PIN code release, LDAP Address Book, IPsec, IEEE802.1x, SSL (Server authentication), Panel Admin Mode

## **OTHER FEATURES**

Emulations: PCL5c, PCL6, ESC/P-R, PostScript 3, PDF 1.7

## **OTHER**

Warranty: 12 months On-site service, Optional warranty extension available

## **WHAT'S IN THE BOX**

- Driver and utilities (CD)
- Power cable
- Quick Setup Guide
- User manual (CD)
- Warranty Documents
- Initialization Ink Supply Units

## SUPPLIES

Maintenance box	C13T671600	
WorkForce Pro WF-C529R / C579R Black XXL Ink Supply Unit	C13T01D100	50,000 pages
WorkForce Pro WF-C529R / C579R Cyan XXL Ink Supply Unit	C13T01D200	20,000 pages
WorkForce Pro WF-C529R / C579R Magenta XXL Ink Supply Unit	C13T01D300	20,000 pages
WorkForce Pro WF-C529R / C579R Yellow XXL Ink Supply Unit	C13T01D400	20,000 pages
WorkForce Pro WF-C529R / C579R Black XL Ink Supply Unit	C13T01C100	10,000 pages
WorkForce Pro WF-C529R / C579R Cyan XL Ink Supply Unit	C13T01C200	5,000 pages
WorkForce Pro WF-C529R / C579R Magenta XL Ink Supply Unit	C13T01C300	5,000 pages
WorkForce Pro WF-C529R / C579R Yellow XL Ink Supply Unit	C13T01C400	5,000 pages

## OPTIONAL ACCESSORIES



- 500-Sheet Paper Cassette  
C12C932871
- Medium Cabinet for WF-5000 series  
7112285
- Low Cabinet for WF-5000 series  
7112286

## LOGISTICS INFORMATION

SKU	C11CG79402BB C11CG79402BC C11CG79401BB
EAN code	8715946665641
Country of Origin	Indonesia
Layer	2 Units

## INK YIELD DATA

---

	10,000 pages* 50,000 pages*
	5,000 pages* 20,000 pages*

---

\* Approx. page yield based on ISO/IEC 24711/24712 or ISO/IEC 29102/29103. Actual yield will vary depending on images printed and usage conditions. For more information visit <http://www.epson.eu/pageyield>



\* Warranty offers are not available for all countries. Please contact your local Epson representative.

For further information please contact your local Epson office or visit [www.epson-europe.com](http://www.epson-europe.com)

Austria 01 253 49 78 333 Belgium +32 (0)2 792 04 47 Czech 800/142 052 Denmark 44 50 85 85 Finland 0201 552 091 France 09 74 75 04 04

(Cost of local call, operator charges may apply) Germany +49 (0) 2159/92 79 500 Greece +30 211 198 62 12 Hungary 06800 147 83 Ireland 01 436 7742

Italy 02-660321 10 (0,12 /min) Luxembourg +352 27860692 Middle East +9714 8872172 Netherlands +31 (0)20 708 5099 Norway +47 67 11 37 00

Poland 0-0-800 4911299 (0,16 zł/min) Portugal 707 222 111 Russia (095) 777-03-55 Slovakia 0850 111 429 South Africa (+2711) 465-9621

Spain 93 582 15 00 Sweden 0771-400135 (Mobilsamtal 0,99 kr/min, Lokala samtal 0,30 kr/min, Utlandssamtal - 0,89 kr/min) Switzerland 022 592 7923


Turkey (0212) 3360303 United Kingdom 0871 222 6702

Trademarks and registered trademarks are the property of Seiko Epson Corporation or their respective owners.

Product information is subject to change without prior notice.

**EPSON®**

## Documents / Resources

	<p><a href="#">EPSON WorkForce Pro</a> [pdf] User Manual WorkForce Pro, C529RDTW</p>
--	--

References

- [E Country Selector | Epson Europe](#)
- [E How Epson measures print speeds | Epson Europe](#)
- [E How Epson measures print speeds | Epson Europe](#)