



# EPSON CO-FH02 Smart Portable Projector User Guide

[Home](#) » [Epson](#) » EPSON CO-FH02 Smart Portable Projector User Guide

## Contents [ [hide](#) ]

- [1 EPSON CO-FH02 Smart Portable Projector](#)
- [2 Contents](#)
- [3 Turn on your equipment](#)
- [4 Connect the projector](#)
- [5 Video device or computer](#)
- [6 Adjust the image](#)
- [7 Using the remote control](#)
- [8 Troubleshooting](#)
- [9 Registration](#)
- [10 Where to get help](#)
- [11 Optional accessories](#)
- [12 Notices](#)
- [13 Epson America, Inc. Limited Warranty](#)
- [14 Documents / Resources](#)
  - [14.1 References](#)
- [15 Related Posts](#)

# EPSON

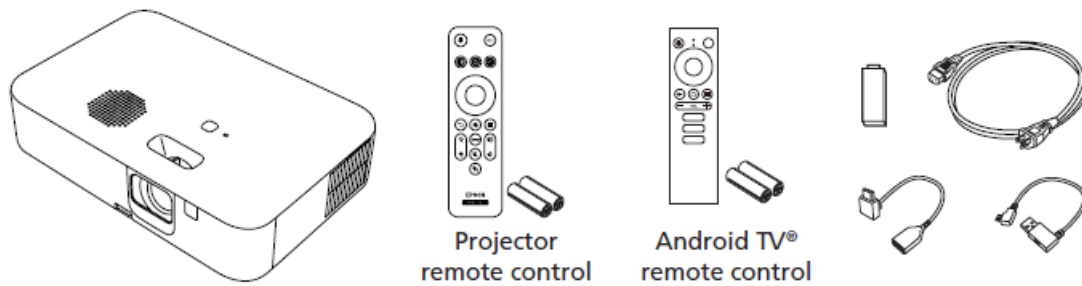
## EPSON CO-FH02 Smart Portable Projector



**IMPORTANT:** Before using this product, make sure you read these instructions and the safety instructions in the online User's Guide.

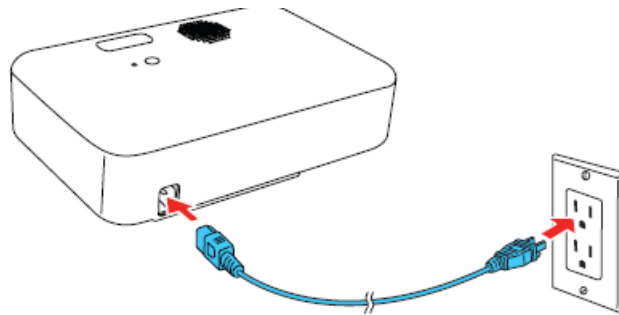
## Contents

Make sure your projector box includes all of these parts:

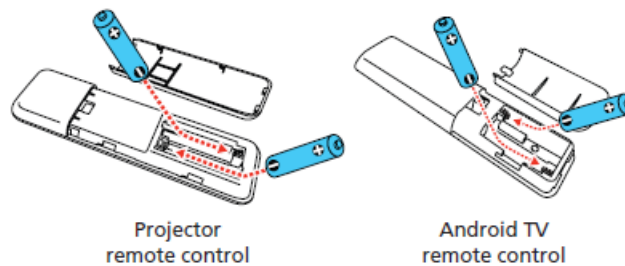


## Turn on your equipment

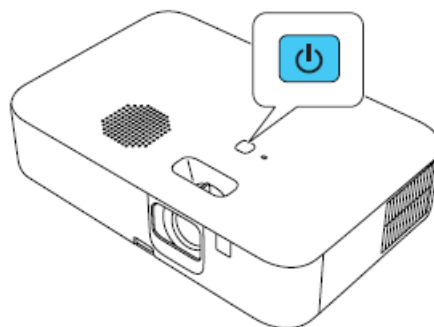
1. Turn on your computer or video source.
2. Plug in the projector. The status light blinks, then remains lit for a few seconds before turning off.



3. Install the batteries into both remote controls.




4. Press the power button on the projector or projector remote control. The projector beeps, the status light flashes blue, and then stays on.



**Note:** To shut down the projector, press  the projector or projector remote control.

5. Follow the on-screen instructions to connect the streaming media player, pair the Android TV remote control, and then set up Android TV.

**Note:** The default language of the projector menu system is English. To select another language, press the menu button on the projector remote control. Use the directional pad and enter button to select Extended > Language, then select your language. Press  the menu button to exit the menu system

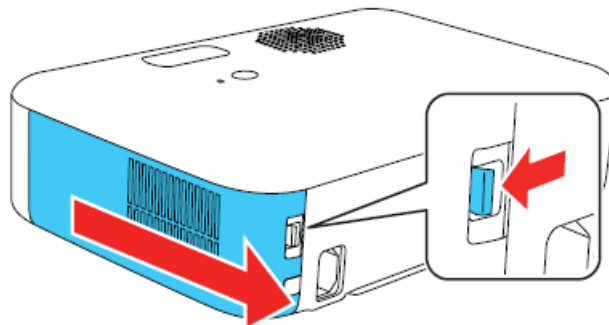
## Connect the projector

### Streaming media player

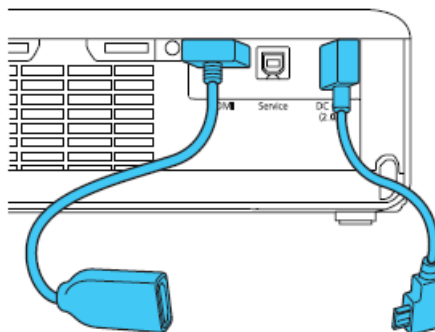
Connect the included streaming media player to your projector. To stream content, make sure you have a Google® account, an internet connection, and an active streaming account and enter your login information as necessary for each app.

**Note:** The first time you set up the projector, a screen prompts you to connect the streaming media player.

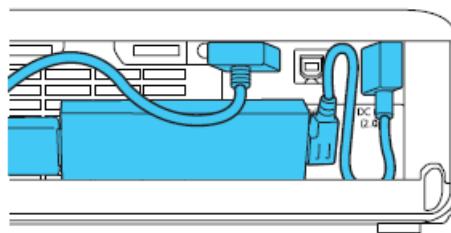
1. Remove the side cover by pressing the tab and sliding the cover towards the rear of the projector



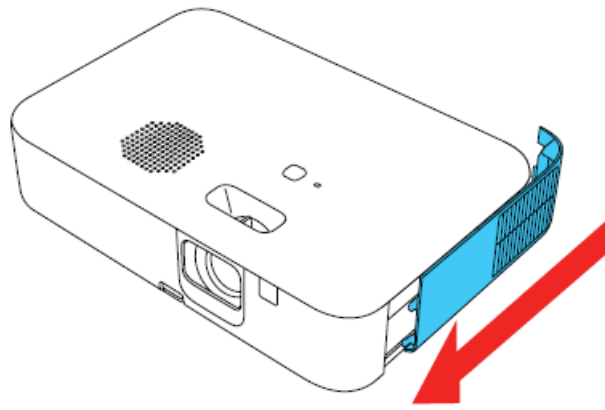
2. Connect the HDMI extension cable to the HDMI port and the USB cable to the USB port, as shown.



3. Connect the HDMI and USB cables to the streaming media player and fit it into the port compartment.



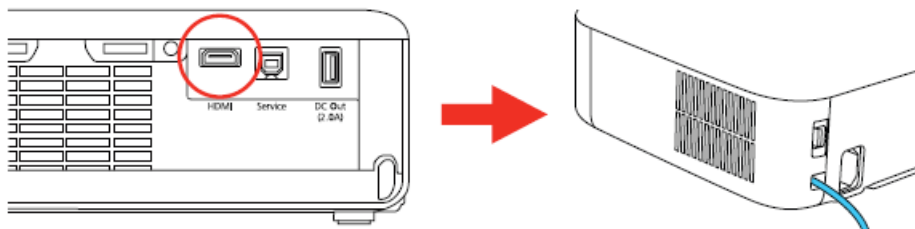
4. Replace the side cover. The tab clicks into place when the cover is fully closed.



## Video device or computer

Remove the side cover and connect an HDMI cable to the projector's HDMI port. Replace the side cover and route the HDMI cable through the slot in the back of the cover.

1.



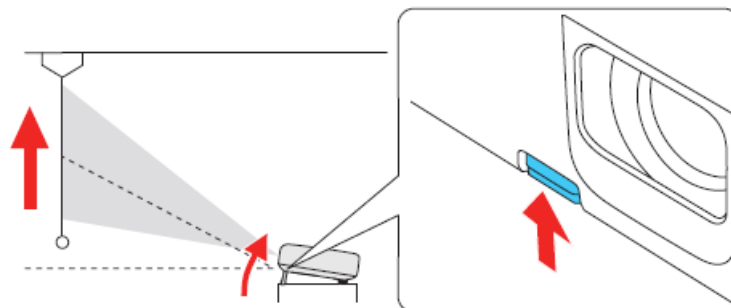
**Note:** You will have to remove the streaming media player in order to connect another device. For more information on connecting the projector to your computer or other devices (camera, USB flash drive, etc.), see the online User's Guide.



## Adjust the image

1. Make sure the projector is turned on and displaying an image.



**Note:** If you still see a blank screen or have other display problems, see the troubleshooting tips.


2. To raise the image, press the foot release button and lift the front of the projector. Release the button to lock the foot in position.





3. To reduce or enlarge the image, press the  menu button on the projector remote control. Use the directional pad and enter button to select Settings > Installation > Zoom. Press left or right on the directional pad to adjust the image size. Press the  menu button to exit the menu system.

4. To sharpen the image, turn the focus ring

5. If your image looks like  or , you may have placed the projector off to one side of the screen at an

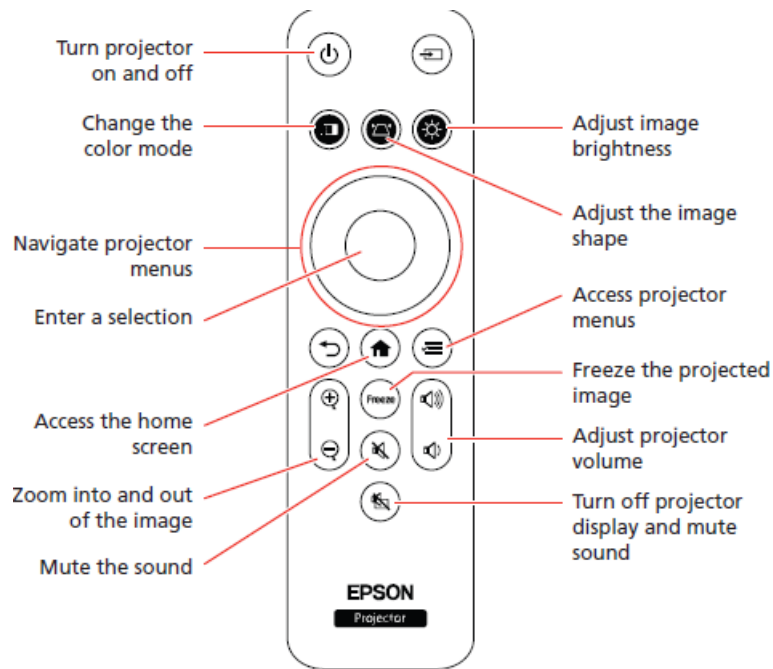
angle. Place the projector directly in front of the center of the screen, facing the screen squarely. If you can't move the projector, use the  keystone button on the projector remote control to correct the image shape

6. Your projector automatically adjusts an image that looks like  or , but if necessary you can press the keystone button on the projector remote control to correct it.

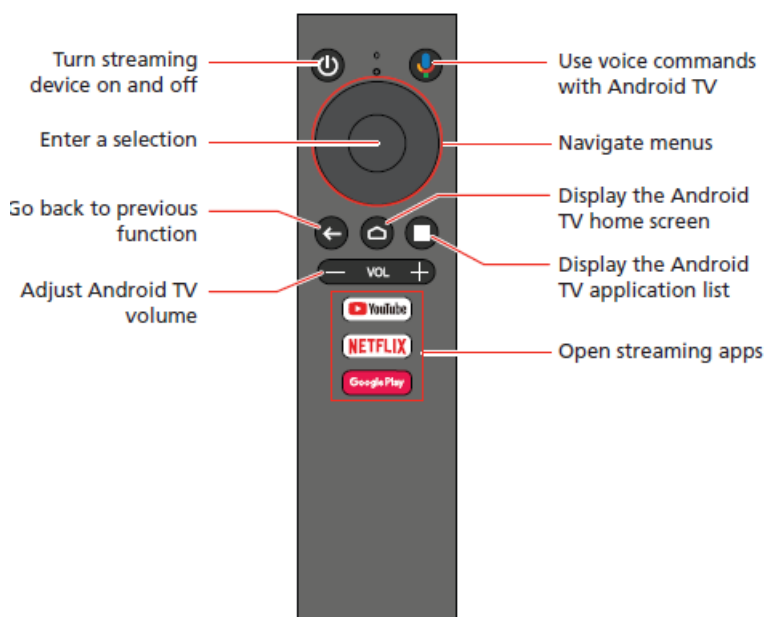
**Note:** For more adjustment methods, see the online User's Guide.

## Using the remote control

### Projector remote control



### Android TV remote control






For more information on using the remote controls, see the online User's Guide.

**Note:** You must pair the Android TV remote control to the included streaming device to adjust the Android TV

volume and use the Google Assistant™ feature. See the online User's Guide for more information.

## Troubleshooting

- If you see a blank screen, check the following:
- Press the  A/V mute button on the projector remote control to see if the image was turned off.
- Make sure the Status light on the projector is blue and not flashing.
- Press the power  button on the projector remote control to wake the projector from standby or sleep mode, if necessary.
- If you see a blank screen when a computer is connected, check the following:
- On Windows®, hold down the Windows key and press P at the same time, then click Duplicate.  
If you are using a Mac laptop with macOS 12, select System Preferences > Displays > Display Settings. Select the projector, then choose the mirror option for your display from the drop-down menu.  
On macOS 11 and older, open System Preferences and select Displays. Click the Arrangement tab and select the Mirror Displays checkbox.  
If the projector does not respond to the projector remote control, make sure the batteries in the projector remote control are installed correctly. Replace the batteries if necessary.
- If the Android TV streaming device does not respond to the remote control, try the following:  
Make sure you are using the Android TV remote control and that it is paired with the streaming device.  
The projector and Android TV remote control may have lost pairing. Perform pairing again by holding down the enter and volume down buttons on the Android TV remote control.  
  
Press the power  button on the Android TV remote control to make sure the streaming device is turned on.

## Registration

Register today to get product updates and exclusive offers. You can register online at <http://epson.com/webreg>.

## Where to get help

### Manual

For more information about using the projector, you can view or download the online manual from the Epson website, as described below.

### Internet support

Visit <http://epson.com/support/cofh02> (U.S.) or

<http://epson.ca/support/cofh02> (Canada) to download software and utilities, view manuals, get FAQs and troubleshooting advice, or contact Epson.

### Telephone support services

To use the Epson® PrivateLine® Support service, call (800) 637-7661. This service is available for the duration of your warranty period. You may also speak with a support specialist by calling (562) 276-4394 (U.S.) or (905) 709-3839 (Canada).

Support hours are 7 AM to 4 PM, Pacific Time, Monday through Friday. Days and hours of support are subject to change without notice. Toll or long distance charges may apply.

## Optional accessories

For a list of optional accessories, see the online User's Guide.

You can purchase screens or other accessories from an Epson authorized reseller. To find the nearest reseller,

call 800-GO-EPSON (800-463-7766).

Or you can purchase online at <http://epsonstore.com> (U.S. sales) or <http://epsonstore.ca> (Canadian sales).

## Notices

### Supplier's Declaration of Conformity

According to 47CFR, Part 2 and 15, Class B Personal Computers and Peripherals; and/or CPU Boards and Power Supplies used with Class B Personal Computers:

**We:** Epson America, Inc.

**Located at:** 3131 Katella Ave. Los Alamitos, CA 90720

**Telephone:** (562) 981-3840

### Epson America, Inc. Limited Warranty

#### One-Year Projector Limited Warranty

**A. What Is Covered:** Epson America, Inc. ("Epson") warrants to the purchaser of the Epson product enclosed with this limited warranty statement that the product, if purchased new and operated in the United States, Canada, or Puerto Rico, will be free from defects in workmanship and materials for a period of one (1) year from the date of original purchase. For warranty service, you may be required to provide proof of the date of original purchase.

**B. What Epson Will Do To Correct Problems:** If your product requires service during the limited warranty period, please call Epson at the number at the end of this statement and be prepared to provide the model, serial number, and date of original purchase. This line will be answered during Epson's regular support hours (currently 7:00 AM

to 4:00 PM, Pacific Time, Monday through Friday—subject to change without notice). If Epson confirms warranty service is required, Epson will, at its option, repair or replace the defective unit without charge for parts or labor. If Epson authorizes

an exchange for the defective unit, Epson will ship a replacement product to you, freight prepaid, as long as you use an address in the United States, Canada, or Puerto Rico. The replacement product may be new or refurbished to the Epson standard of quality. (The replacement product may not include promotional materials, accessories, documentation, manuals, software, or cables.) You are responsible for securely packing the defective unit and returning it to Epson within five (5) working days of receipt of the replacement. Epson requires a debit or credit card number to secure the cost of the replacement product in the event that you fail to return the defective one. If Epson authorizes repair instead of exchange, Epson will direct you to send your product to Epson or its authorized service center, where the product will be repaired and sent back to you. You are responsible for packing the product and for all postage and shipping costs to and from the Epson authorized service center. When warranty service involves the exchange of the product or of a part, the item replaced becomes Epson property. If service cannot be provided on the product for any reason during the term of this agreement and Epson no longer sells the same model, Epson will replace the product with a model of equal or superior value. Epson's liability for replacement of the covered product will not exceed the original retail selling price of the covered product. Replacement products or parts assume the remaining warranty period of the product covered by this limited warranty.

#### C. What This Warranty Does Not Cover

1. Any damage caused by misuse, abuse, improper installation, or neglect; disasters such as fire, flood, or lightning; or improper electrical currents, software, or interaction with non-Epson products.
2. Any damage caused by or any service for third-party software, applications, parts, components, or peripheral devices added to the product after its shipment from Epson, such as dealer- or user-added boards, components, or cables.
3. Any damage caused by installing the product next to a heat source or directly in the path of an air vent or an air conditioner.

4. Damage due to excessive, continual usage.
5. Damage caused by failure to properly maintain the product (see your User's Guide for details).
6. Service when the product is used outside the U.S., Canada, or Puerto Rico.
7. Service if the product label, logo, rating label, or serial number has been removed.
8. Consumables such as filters or any items that are identified as being replaceable by the user in the product documentation (see your User's Guide for details).
9. Loss of data.
10. Installation or removal.
11. Any damage from service performed by anyone other than an Epson-authorized servicer.
12. Damage resulting from operation or storage in areas with smoke, oil, high humidity, steam, corrosive gases or chemicals, excessive dust, vibration, or shock.
13. Cosmetic damage caused by handling or normal wear and tear during use.
14. Any product or parts purchased as used, refurbished, or reconditioned.
15. Any damage caused by using improper packaging materials or improper packing and shipping when returning a product for repair or replacement. You will be invoiced for such shipping damage to the product.

This warranty is not transferable. Epson is not responsible for your data or applications, which cannot be restored and should be backed up by you. Postage, insurance, or shipping costs incurred in presenting your Epson product for carry-in warranty service are your responsibility. If a claimed defect cannot be identified or reproduced in service, you will be held responsible for costs incurred.

#### **D. DISPUTES, BINDING INDIVIDUAL ARBITRATION, AND WAIVER OF CLASS ACTIONS AND CLASS ARBITRATIONS**

1. **Disputes:** The terms of this Section D shall apply to all Disputes between you and Epson. The term "Dispute" is meant to have the broadest meaning permissible under law or in equity and includes any dispute, claim, controversy, or action between you and Epson arising out of or relating to this Agreement (including its formation, performance, or breach), the Software, Epson Hardware, the parties' relationship with each other, and/or any other transaction involving you and Epson, whether in contract, or with respect to warranty, misrepresentation, fraud, tort, intentional tort, statute, regulation, ordinance, or any other legal or equitable basis. However, a "Dispute" does not include a claim or cause of action for (a) trademark infringement or dilution, (b) patent infringement, (c) copyright infringement or misuse, or (d) trade secret misappropriation (an "IP Claim"). You and Epson also agree, notwithstanding Section D, that a court, not an arbitrator, may decide if a claim or cause of action is for an IP Claim.
2. **Initial Dispute Resolution:** Before submitting a claim for arbitration in accordance with this Section D, you and Epson agree to try, for 60 days, to resolve any Dispute informally. If Epson and you do not reach an agreement to resolve the Dispute within the 60 days, you or Epson may commence an arbitration in accordance with Section D(6). Notice to Epson must be addressed to: Epson America, Inc., ATTN: Legal Department, 3131 Katella Ave., Los Alamitos, CA 90720. Any notice of the Dispute shall include the sender's name, address and contact information, the facts giving rise to the Dispute, and the relief requested. Any notice sent to you will be sent to the most recent address Epson has in its records for you. For this reason, it is important to notify us if your address changes by emailing us at [EAILegal@ea.epson.com](mailto:EAILegal@ea.epson.com) or writing us at the address above. You and Epson agree to act in good faith to resolve the Dispute before commencing arbitration in accordance with this Section D(2).
3. **Binding Arbitration:** If we do not reach an agreed upon solution within a period of 60 days from the time



informal dispute resolution is pursued pursuant to Section D(2) above, then either party may initiate binding arbitration. You and Epson agree that all Disputes shall be resolved by binding arbitration according to this Agreement. ARBITRATION MEANS THAT YOU WAIVE YOUR RIGHT TO A JUDGE OR JURY IN A COURT PROCEEDING AND YOUR RIGHT TO DISCOVERY AND GROUNDS FOR APPEAL ARE MORE LIMITED THAN IN COURT. Pursuant to this Agreement, binding arbitration shall be administered by JAMS, a nationally recognized arbitration provider, pursuant to the JAMS Streamlined Arbitration Rules and Procedures or its applicable code of procedures then in effect for consumer related disputes, but excluding any rules that permit class arbitration (for more detail on procedure, see Section D(6) below). You and Epson understand and agree that (a) the Federal Arbitration Act (9 U.S.C. §§ 1 et seq.) governs the interpretation and enforcement of this Section D, (b) this Agreement memorializes a transaction in interstate commerce, and (c) this Section D shall survive termination of this Agreement.

4. **Exception—Small Claims Court:** Notwithstanding the parties' agreement to resolve disputes through arbitration, you or we may bring an individual action in the small claims court of your state or municipality if the action is within that court's jurisdiction and is pending only in that court.
5. **WAIVER OF CLASS ACTION AND CLASS ARBITRATION:** YOU AND EPSON AGREE THAT EACH PARTY MAY BRING DISPUTES AGAINST THE OTHER PARTY ONLY IN AN INDIVIDUAL CAPACITY, AND NOT AS A CLASS ACTION OR CLASS ARBITRATION. If any court or arbitrator determines that the class action waiver set forth in this paragraph is void or unenforceable for any reason or that an arbitration can proceed on a class basis, then the arbitration provision set forth herein shall be deemed null and void in its entirety and the parties shall be deemed to have not agreed to arbitrate disputes.
6. **Arbitration Procedure:** If you or Epson commences arbitration, the arbitration shall be governed by the JAMS Streamlined Arbitration Rules and Procedures or the applicable rules of JAMS that are in effect when the arbitration is filed, excluding any rules that permit arbitration on a class-wide basis (the "JAMS Rules"), available at <http://www.jamsadr.com> or by calling 1-800-352-5267, and under the rules set forth in this Agreement. All Disputes shall be resolved by a single neutral arbitrator, which shall be selected in accordance with the JAMS Streamlined Arbitration Rules and Procedures, and both parties shall have a reasonable opportunity to participate in the selection of the arbitrator. The arbitrator is bound by the terms of this Agreement. The arbitrator, and not any federal, state, or local court or agency, shall have exclusive authority to resolve all disputes arising out of or relating to the interpretation, applicability, enforceability, or formation of this Agreement, including any claim that all or any part of this Agreement is void or voidable. Notwithstanding this broad delegation of authority to the arbitrator, a court may determine the limited question of whether a claim or cause of action is for an IP Claim, which is excluded from the definition of "Disputes" in Section D(1) above. The arbitrator shall be empowered to grant whatever relief would be available in a court under law or in equity. In some instances, the costs of arbitration can exceed the costs of litigation, and the right to discovery may be more limited in arbitration than in court. Each party will have the right to use legal counsel in connection with arbitration at its own expense. The arbitrator's award is binding and may be entered as a judgment in any court of competent jurisdiction. You may choose to engage in arbitration hearings by telephone or, if you and we both agree, to conduct it online, in lieu of appearing live. Arbitration hearings not conducted by telephone or online shall take place in a location reasonably accessible from your primary residence, or in Orange County, California, at your option.
  - a. **Initiation of Arbitration Proceeding:** If either you or Epson decides to arbitrate a Dispute, both parties agree

to the following procedure:

- **i. Write a Demand for Arbitration:** The demand must include a description of the Dispute and the amount of damages sought to be recovered. You can find a copy of a Demand for Arbitration at <http://www.jamsadr.com> ("Demand for Arbitration").
- **ii. Send three (3) copies of the Demand for Arbitration, plus the appropriate filing fee, to: JAMS, 500 North State College Blvd., Suite 600, Orange, CA 92868, U.S.A.**
- **iii. Send one (1) copy of the Demand for Arbitration to the other party (at the same address as the notice of a dispute, above in Section D(2)), or as otherwise agreed by the parties**
- **b. Hearing Format:** During the arbitration, the amount of any settlement offer made shall not be disclosed to the arbitrator until after the arbitrator determines the amount, if any, to which you or Epson is entitled. The discovery or exchange of non-privileged information relevant to the Dispute may be allowed during the arbitration.

7. **30 Day Opt-out Right:** You may elect to opt-out (exclude yourself) from the final, binding, individual arbitration procedure and waiver of class proceedings set forth in Section D of this Agreement by sending a written letter to the Epson address listed above in Section D(2) within 30 days of your assent to this Agreement that specifies (i) your name, (ii) your mailing address, and (iii) your request to be excluded from the final, binding, individual arbitration procedure and waiver of class proceedings specified in this Section D. In the event that you opt-out consistent with the procedure set forth above, all other terms set forth in the Agreement shall continue to apply, including the requirement to provide notice prior to litigation. If you opt-out of these arbitration provisions, Epson will also not be bound by them.

8. **Amendments to Section D:** Notwithstanding any provision in this Agreement to the contrary, you and Epson agree that if Epson makes any future amendments to the dispute resolution procedure and class action waiver provisions (other than a change to Epson's address) in this Agreement, Epson will obtain your affirmative assent to the applicable amendment. If you do not affirmatively assent to the applicable amendment, you are agreeing that you will arbitrate any Dispute between the parties in accordance with the language of this Section D (or resolve disputes as provided for in Section D(7), if you timely elected to opt-out when you first assented to this Agreement).

8. **Severability:** If any provision in this Section D is found to be unenforceable, that provision shall be severed with the remainder of this Agreement remaining in full force and effect. The foregoing shall not apply to the prohibition against class actions as provided in Section D(5). This means that if Section D(5) is found to be unenforceable, the entire Section D (but only Section D) shall be null and void.

**E. DISCLAIMER OF WARRANTIES:** THE WARRANTY AND REMEDY PROVIDED ABOVE ARE EXCLUSIVE AND IN LIEU OF ALL OTHER EXPRESSED OR IMPLIED WARRANTIES INCLUDING, BUT NOT LIMITED TO, THE IMPLIED WARRANTIES OF MERCHANTABILITY, FITNESS FOR A PARTICULAR PURPOSE, AND NON-INFRINGEMENT. SOME LAWS DO NOT ALLOW THE EXCLUSION OF IMPLIED WARRANTIES. IF THESE LAWS APPLY, THEN ALL EXPRESS AND IMPLIED WARRANTIES ARE LIMITED TO THE WARRANTY PERIOD IDENTIFIED ABOVE. UNLESS STATED HEREIN, ANY STATEMENTS OR REPRESENTATION MADE BY ANY OTHER PERSON OR FIRM ARE VOID. SOME STATES DO NOT ALLOW LIMITATIONS ON HOW LONG IMPLIED WARRANTIES LAST, SO THE ABOVE LIMITATIONS MAY NOT APPLY TO YOU.

**F. EXCLUSION OF DAMAGES; EPSON'S MAXIMUM LIABILITY:** IN NO EVENT SHALL EPSON OR ITS AFFILIATES BE LIABLE FOR ANY SPECIAL, INCIDENTAL, OR CONSEQUENTIAL DAMAGES, OR ANY LOST PROFITS, COST OF SUBSTITUTE EQUIPMENT, DOWNTIME, CLAIMS OF THIRD PARTIES, OR INJURY TO PROPERTY, RESULTING FROM THE USE OR INABILITY TO USE THE EPSON PRODUCT, WHETHER RESULTING FROM BREACH OF WARRANTY OR ANY OTHER LEGAL THEORY. IN NO EVENT SHALL EPSON OR ITS AFFILIATES BE LIABLE FOR DAMAGES OF ANY KIND IN EXCESS OF THE ORIGINAL RETAIL PURCHASE PRICE OF THE PRODUCT. SOME STATES

DO NOT ALLOW EXCLUSION OR LIMITATION OF INCIDENTAL OR CONSEQUENTIAL DAMAGES, SO THE ABOVE LIMITATIONS MAY NOT APPLY TO YOU.

## G. Other Provisions

1. Other Rights You May Have: This Limited Warranty gives you specific legal rights, and you may also have other rights which vary from jurisdiction to jurisdiction. Some jurisdictions do not allow the exclusion or limitation of incidental or consequential damages, so the above limitations or exclusions may not apply to you.
2. Governing Law: Except for claims subject to arbitration pursuant to Section D, you and Epson agree that the law of the state or country where you reside shall govern.
3. Jurisdiction: Except for claims subject to arbitration pursuant to Section D, in the event of a dispute you and Epson both consent to the jurisdiction of the courts in your state of residence or, if you do not reside in a state, then of the courts in Orange County, California.

To find the Epson Authorized Reseller nearest you, please visit [www.epson.com](http://www.epson.com) in the U.S. or [www.epson.ca](http://www.epson.ca) in Canada.

To find the Epson Customer Care Center nearest you, please visit

[www.epson.com/servicecenterlocator](http://www.epson.com/servicecenterlocator) in the U.S. or [www.epson.ca/servicecenterlocator](http://www.epson.ca/servicecenterlocator) in Canada.

To contact the Epson ConnectionSM, please call (800) 637-7661 or (562) 276-4394 in the U.S. and (905) 709-3839 in Canada.

EPSON is a registered trademark and EPSON Exceed Your Vision is a registered logomark of Seiko Epson Corporation.

PrivateLine is a registered trademark and Epson Connection is a service mark of Epson America, Inc.

Windows is a registered trademark of Microsoft Corporation in the United States and/or other countries.

Mac is a trademark of Apple Inc., registered in the U.S. and other countries.

Google is a registered trademark and Google Assistant, Google Play, YouTube, and Android TV are trademarks of Google LLC.


Netflix is a registered trademark of Netflix, Inc.

**General Notice:** Other product names used herein are for identification purposes only and may be trademarks of their respective owners. Epson disclaims any and all rights in those marks.

This information is subject to change without notice.

© 2022 Epson America, Inc., 4/22

## Documents / Resources

	<a href="#">EPSON CO-FH02 Smart Portable Projector [pdf] User Guide</a> CO-FH02 Smart Portable Projector, CO-FH02, Smart Portable Projector, Portable Projector, Projector
---	---

## References

- [E SPT\\_V11HA86020 | Epson CO-W01 | CO Series | Projectors | Support | Epson Canada](#)
- [E Epson – Exceed Your Vision](#)
- [E SPT\\_V11HA86020 | Epson CO-W01 | CO Series | Projectors | Support | Epson US](#)
- [E Epson Product Registration](#)
- [Buy Direct from Epson | Epson Canada](#)
- [Buy Direct from Epson | Epson US](#)
- [E Epson Canada | Homepage](#)
- [E Service Centre Locator | Epson Canada](#)

- [E Epson – Exceed Your Vision](#)
- [E Service Center Locator | Epson US](#)
- [↻ JAMS: Mediation, Arbitration and ADR Services](#)