



EPROPULSION EB-DP00-00 E Battery External Display Panel User Manual

[Home](#) » [EPROPULSION](#) » EPROPULSION EB-DP00-00 E Battery External Display Panel User Manual



E Battery External Display Panel User Manual

Contents [[hide](#)]

- [1 Introduction](#)
- [2 Button Description](#)
- [3 Specification](#)
- [4 Documents / Resources](#)
- [5 Related Posts](#)

Introduction

E Battery External Display Panel is used to connect with E-Series Battery to show the information of the battery.

Button Description


Power button

1. When the display panel is turned off, press and hold the power button to power on the display panel.
2. When the display panel is turned on, press and hold the power button to power off the display panel.
3. When the display panel is turned on, press the power button to switch on or off the backlight.

Confirm button Invalid.

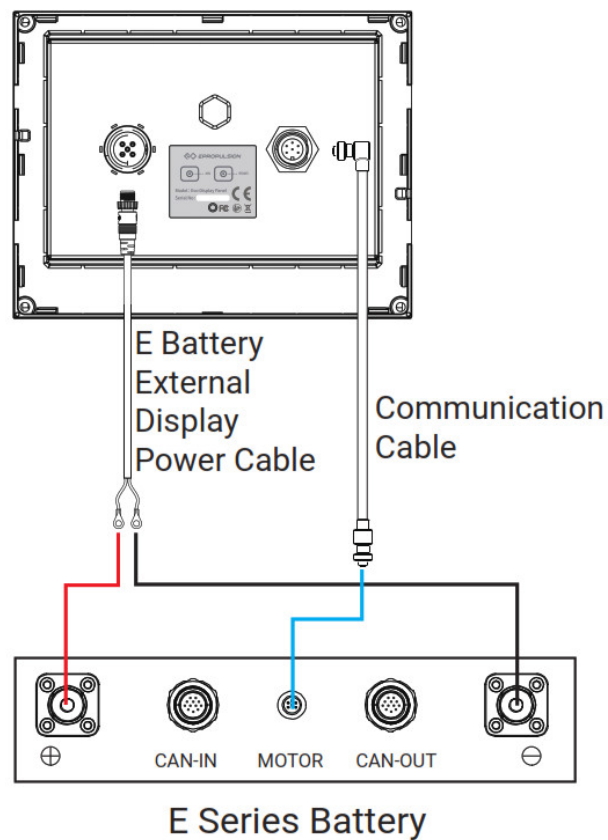
Select button Invalid.

Menu button Press the menu button to switch between the main page and another information page.

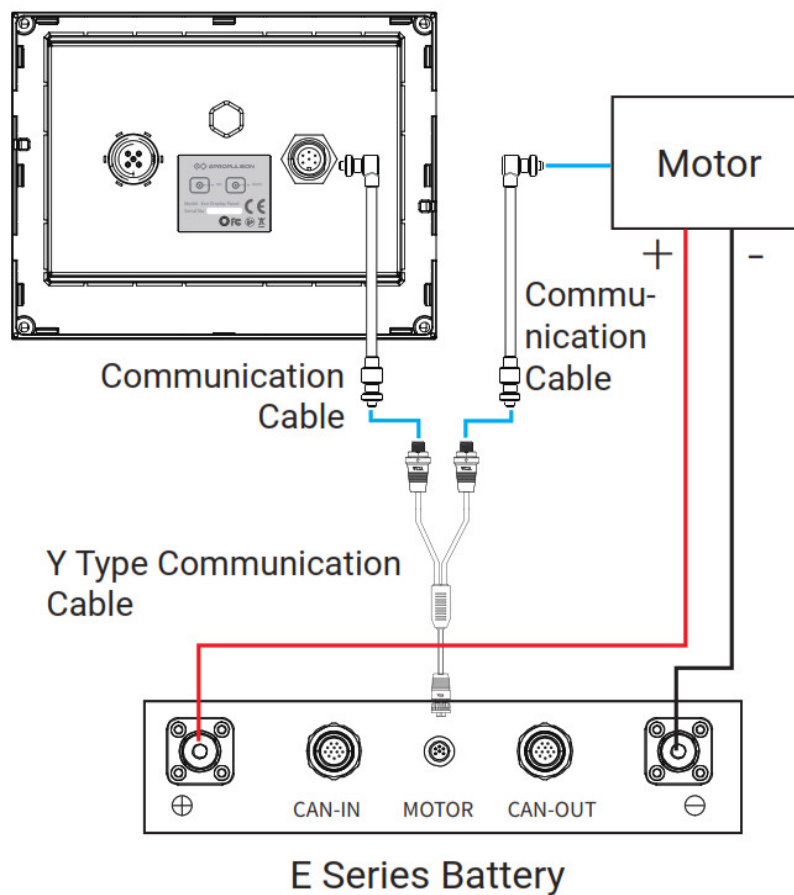


Connect with battery

1. Connect with battery









2. Connect with battery and motor



Figure

100 %	Battery level	Indicating battery level.
V 00.06	Battery voltage	Battery voltage, unit: V
A 000.06	Battery current	Battery current, unit: A. A positive number indicates the charging current and a negative number indicates the discharge current.
00:00 ⌚	Battery remaining time	Battery remaining time. Displaying NA means that the data is invalid.
Equipment offline.	Equipment offline	The communication between the battery and the display panel is failed.

	Battery error	Hidden: No error Blink: Error occurs
	Battery charging indicator	Hidden: Not charged Shown constant: Charging
	Battery max output power	Battery current max output power
	Battery Undervoltage protection value	Battery current Undervoltage protection value
	Battery highest temperature	Battery current highest temperature
	Battery lowest temperature	Battery current lowest temperature
Battery error code	Low battery level	

Specification

Size	138.5 x 106.9 x
Display panel	4.3"
Image resolution	256×160
Power supply	5V / 48V

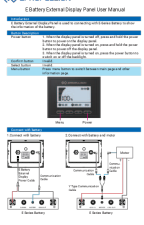
In the box

Evo Display Panel	1 Set	Fixing guide
User manual	1 Piece	Communication cable 5m
Y type communication cable 0.3m	1 Piece	E battery external display power cable 5

Warranty

ePropulsion E Battery External Display Panel is guaranteed against any manufacturing defects for TWO years (uncommercial) from the date of purchase.

Documents / Resources

	<p>EPROPULSION EB-DP00-00 E Battery External Display Panel [pdf] User Manual EB-DP00-00, E Battery External Display Panel, EB-DP00-00 E Battery External Display Panel, Display Panel</p>
---	---