



[Home](#) » [EnGenius](#) » **EnGenius ECW270 Wireless Access Point Built For Harshest Environments Installation Guide** 

Contents [[hide](#)]

- [1 EnGenius ECW270 Wireless Access Point Built For Harshest Environments](#)
- [2 Specifications](#)
- [3 Introduction: The Connectivity Imperative in Hospitality](#)
- [4 Six Ways That Wireless Technologies Can Help Your Hospitality Clients \(& Your Own Business\)](#)
- [5 Telephony Best Practices](#)
- [6 FAQs](#)
- [7 The Full Suite of EnGenius Solutions](#)
- [8 The SMART Choice in Hospitality](#)
- [9 About EnGenius](#)
- [10 Documents / Resources](#)
 - [10.1 References](#)



EnGenius ECW270 Wireless Access Point Built For Harshest Environments



Specifications

- Product Name: Hospitality Solution Guide for Installers
- Functionality: Wi-Fi & Voice Communications for Hospitality Clients
- Industry Focus: Hospitality
- Provider: EnGenius

Introduction

In the fast-evolving landscape of the hospitality industry, the need for seamless Wi-Fi and advanced voice communication solutions has become paramount. This product guide aims to assist installers in providing top-tier wireless capabilities to hospitality clients.

Connectivity Imperative in Hospitality

The demand for high-speed Wi-Fi and advanced voice communication solutions in hospitality is driven by the expectations of modern travelers. To enhance guest satisfaction, operational efficiencies, and competitive advantages, hospitality establishments must prioritize reliable wireless technologies.

Wireless Technologies Benefits

By upgrading Wi-Fi technology and voice communications, hospitality clients can improve guest experiences, streamline operations, and stay ahead of competitors.

EnGenius, with its 18

years of experience in wireless technology, understands the industry's needs, and offers robust solutions for installers to support their clients effectively.

Stellar Customer Service and Wireless Technologies

Providing excellent guest service goes hand in hand with offering top-tier wireless technology. Understanding the importance of seamless connectivity in enhancing guest experiences helps installers empower their clients to meet and exceed guest expectations.

Ways Wireless Technologies Help Hospitality Clients

- Simplify check-in processes
- Enhance digital guest engagement
- Improve operational efficiencies
- Personalize guest experiences
- Enable smart room technologies
- Elevate guest satisfaction

Introduction: The Connectivity Imperative in Hospitality

In the era of digital nomads, hyper-connectivity, and the Internet of Everything (IoE), the hospitality industry faces an unprecedented demand for seamless, high-speed Wi-Fi and advanced voice communication solutions. This isn't just about keeping guests connected; it's about redefining the hospitality experience, enhancing operational efficiencies, and securing competitive advantages in an increasingly occupied marketplace.

- Have your hospitality customers upgraded their Wi-Fi technology in the last two years? If not, their competitors likely have or plan to.
- US hotel guests expect, and demand, advanced in-room technologies like smart TVs and high-speed Wi-Fi. Most hoteliers are prioritizing improving their guest Wi-Fi and in-room smart TV offerings to meet guest expectations.
- Over the course of 18 years in the wireless technology industry, EnGenius has observed that hotel, motel, and resorts have been using wireless technologies to improve and enhance their guest services to attract more guests to their establishments.
- To help your hospitality clients stay ahead of the competition and build strong relationships with their guests, it's important to provide them with reliable and robust

wireless capabilities.

The Link Between Stellar Customer Service and Wireless Technologies

- Offering top-tier wireless technology is more than just a technical upgrade; it's about empowering your clients to provide outstanding guest service. Understanding the connection between wireless technology and the hospitality industry's standards for excellence shows your clients that you grasp their challenges and opportunities. With today's digitally savvy hotel guests, the demand for always-on connectivity is higher than ever. To keep up, hotels focus on enhancing their digital guest engagement and technology management, recognizing these as key factors in elevating the guest experience.

Hotel guests are aware of what wireless technology can do, and they expect hoteliers to use it to create more personalized and exemplary guest experiences.

- 98% Of Guests expect seamless
- Wi-Fi access during their stay. (Source: Hotel Tech Report, 2024)
- High-speed internet is ranked as the #1 amenity by hotel guests, above traditional amenities like breakfast and parking. (Source: TripAdvisor, 2024)
- Hotels offering high-quality Wi-Fi report a 25% increase in guest satisfaction scores. (Source: Hotel Management, 2023)
- More than 80% of travelers use their smartphones to plan and book activities while on their trip. (Source: <https://www.statista.com/>)
- Approximately 70% of hotels are investing in smart room technology to enhance guest experiences by 2025. (Source: <https://hoteltechnologynews.com/2022/03/research-78-of-hoteliere-will-increase-their-investment-in-hotel-technology-in-the-next-three-years/>)

Six Ways That Wireless Technologies Can Help Your Hospitality Clients (& Your Own Business)

A simple and smooth check-in process:

According to a Hotel Management article, "Speed is king during check-in and check-out." A successful check-in process is fast and engaging for guests. Guests don't like being in the dark about what is happening during check-in and will grow restless if they are standing in place while hotel employees type away on a computer for a long time.

Equipping hospitality staff members with Wi-Fi-enabled devices allows guests to check in from different places on the property and avoid getting caught in a long queue, especially during peak hours. A step further would be enabling Digital check-in, which lets guests skip the front desk line for swift hotel room access. This reduces staff workload and allows them to focus on other tasks. It also helps hotels cut staffing costs during peak hours. Also, enabling hospitality clients to make accessing the hotel Wi-Fi easy for guests during check-in is essential.

Better tracking and security with mobile keys:

Consider offering hospitality clients the opportunity to provide “mobile keys” instead of traditional ones. When hotels offer mobile keys, they also support the idea that they offer guests a more sophisticated and cutting-edge experience. A simple QR code on a mobile device, working as a “key,” can streamline access to rooms, deter thieves, and provide hotel guests with a greater sense of security.

Streaming in-room entertainment:

Guests want the same level of sophistication to flow into their room. Providing wireless technologies in every single room is key to offering the best in-room experience. Guest want to stream content from mobile devices to the TV, access their favorite apps like Netflix, Disney+, and Spotify, enjoy online gaming, and stream personalized video and audio. After all, part of vacationing is spending time in one’s hotel room and just relaxing. That’s why hoteliers plan to make some changes with smart TVs and/or technologies that enable guests to stream content, like smart casting, placing the technology as the top guest-facing priority. It’s essential to provide hotels with wireless technology that can handle the streaming demands of their guests’ devices, as well as powering these new technologies.

A smart and personalized in-room experience:

When guests stay at a hotel, they expect a certain degree of attentiveness and indulgence. Guests want their needs met expeditiously, their meals to be at a higher degree of culinary skill than at home, and their rooms to be best suited to their preferences for comfort. Guests want smart controls that allow them to easily adjust lighting, temperature, and amenities in their room through interfaces or voice commands. This improves comfort, personalization, and enhances guest satisfaction.

You can help your hotelier clients provide easy personalization of temperature, lighting, shades, and blinds. Employing the latest cutting-edge wireless technologies can enable this personalization for your hotel clients.

Digital menus and online ordering:

Another place where you can equip hotels with wireless technology is in the dining area. For example, you can offer digital menus instead of printed ones, which can get faded and dirty with use. Providing digital menus can help eliminate incorrect orders, cater to guests' specific needs (such as gluten-free or vegan meals), and enable easy updating of new dishes or removing old ones. Guests nowadays want updated menus and technology options to order online or from their rooms. They appreciate the convenience of browsing menus, customizing orders, and making payments directly from their smartphones or tablets. This trend aligns with health and safety guidelines by reducing physical contact and helps streamline operations. Many establishments are adopting these technologies to cater to the growing expectation for digital convenience, not just to meet current health standards. Extending wireless capabilities beyond the front desk and hotel rooms can strengthen your hospitality clients' connection with guests in their dining area.

Well-connected hotel conference rooms:

Your hospitality clients' Wi-Fi must handle all the demands of a fast-paced business. It must enable guests' laptops, tablets, and other devices to tackle large volumes of email, conduct online research, and transfer high-resolution business collaterals and multimedia files. After all, not all hotel guests are vacationers. A domestic business trip costs around \$1,000, highlighting the significant expense businesses incur to facilitate professional travel. With the gradual return of business travel following the pandemic, travelers expect uninterrupted connectivity to ensure a seamless travel experience. Whether attending business meetings or industry conferences, professionals depend on reliable Wi-Fi connectivity to stay productive and efficient.

Overcoming Challenges to Upgrade Wireless Tech

While upgrading hotel wireless technologies offers numerous benefits, some hoteliers may hesitate due to common obstacles. Let's explore these three hurdles.

1. Budget constraints and resistance to change are significant challenges for many hotels. Some hoteliers have tight budgets for their IT needs, which makes them reluctant to invest in new technology. Instead, they tend to stick with their legacy systems and weak Wi-Fi, thinking, “If it ain’t broke, don’t fix it.” However, this short-term approach can result in a long-term loss of guests and revenue. To overcome this obstacle, it is crucial to grasp the precise needs of hoteliers (as opposed to their wants), stay informed about technology trends in all sizes of hotels, and make wise purchasing decisions to help them maximize their existing budgets.
2. Due to budget constraints, some hoteliers face challenges in justifying the return on investment (ROI) for the latest wireless technology advancements. For instance, they may want to incorporate digital menus into their hotel dining areas. However, the cost of a technological upgrade can be significant, and projecting the potential financial benefits can be difficult, especially when not all ROI can be easily mapped out, such as customer satisfaction or positive word of mouth. As a result, hoteliers may find it challenging to obtain buy-in for technological upgrades from investors. One possible solution is to research what their clients’ competitors are doing in terms of technological upgrades. By doing so, hoteliers may be able to forecast how much business their clients may lose if they don’t make an upgrade.
3. Many hoteliers believe setting up wireless internet is simple. However, the growing complexity of technology and the demands of a challenging environment make it difficult without professional help. Challenging environments may have interference, different technologies, varied configurations, etc. Setting up access points is insufficient; the devices must be configured correctly and placed optimally. Hoteliers and novice installers often overlook these factors, leading to poor performance. It is essential to share your expertise and years of experience with hospitality clients, so they understand the importance of proper wireless technology setup. Let them know that you have the know-how to configure the devices optimally and ensure they are manageable, making their business more competitive in the vertical market.

Elevate Wireless Offerings

In the early days of Wi-Fi, hotel owners simply offered “free Wi-Fi” to attract more customers. However, now the leading hotels have realized that a strong and uninterrupted wireless network requires a certain level of expertise. They want a well-

planned network, reliable products, and technical support to keep the communication flowing without interruption. As a provider of strong wireless communications, you may encounter some concerns or challenges from hoteliers. Once you overcome these hurdles, it's important to let your hospitality clients know that you follow the best practices for wireless technologies.



Best Practices for Access Points in Hospitality

Please keep the following guidelines in mind while setting up Wi-Fi access points (APs) in your customers' hotel:

1. Place the APs as close to the client devices as possible and avoid hotel hallways. Also, minimize obstructions between APs and clients. Most guests need to have their devices in physical sight of the AP to get the best Wi-Fi connection. In-room APs are the best option.
2. Do not stack APs floor to floor, as this will cause interference and affect Wi-Fi performance for guests and hotel staff. Staggering hotel APs horizontally and vertically is essential to avoid interference.
3. Utilize the hotel's building structure, such as walls and corners, to minimize co-channel interference with neighboring APs.
4. Ensure optimal Wi-Fi signal reception for client devices by avoiding mounting APs in locations obstructed by elements such as above-ceiling tiles, near ducts, and pipes.
5. Spacing out APs evenly will ensure consistent radio transmit power settings and simplify the radio channelization process.
6. Strategically position adjacent APs to avoid direct line of sight, minimize overlapping

coverage areas, and reduce interference, especially in areas such as hotel hallways. Ensure neighboring access points operate on independent, non-overlapping channels for optimal performance.

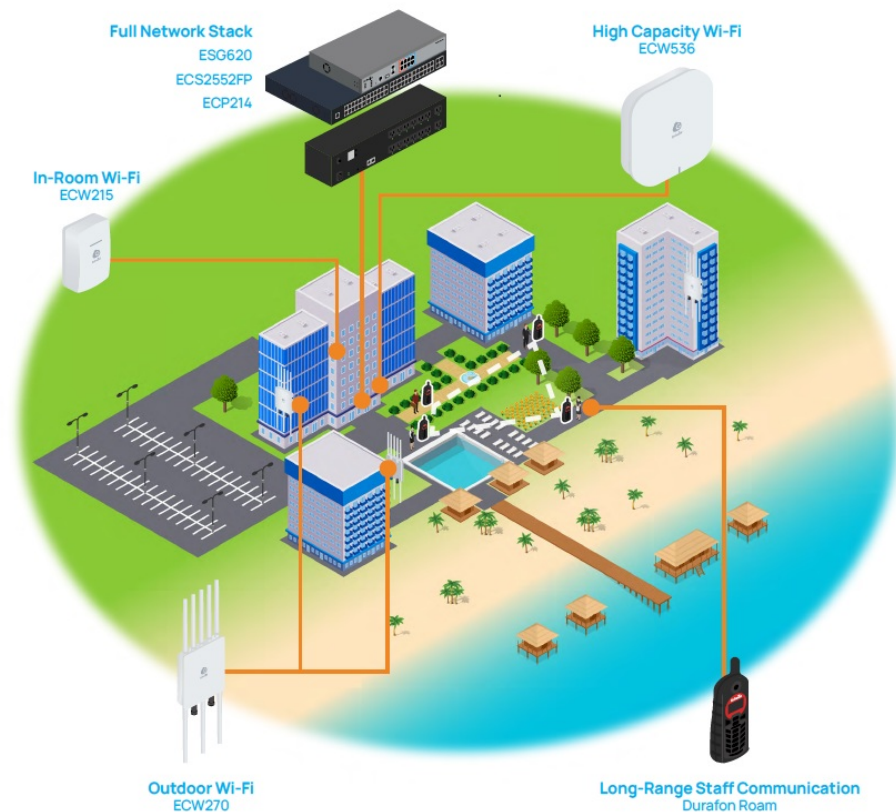
7. Place access points strategically based on 5 GHz and 6 GHz frequencies. These frequencies offer improved communication efficiency, support for advanced devices, enhanced security features, interference mitigation capabilities, and faster speeds.
8. Utilizing 5GHz DFS (Dynamic Frequency Selection) channels can increase the non-overlapping options for hotel access point channelization. However, caution is advised due to potential radar interference. If radar is detected, access points may switch channels, leading to disconnections for client devices. This can be a challenge to identify without thorough troubleshooting.
9. Start with 20 MHz wide channels in the 5 GHz spectrum when creating a channel plan. If needed, consider using 40 MHz. In the 6 GHz band, it may be possible to use 40 MHz or even 80 MHz wide channels. Always consider the number of access points and channels needed for your plan when making this decision.
10. Some vendors offer an auto-channel feature when setting up access points, which quickly and efficiently assigns channels. However, if this method doesn't work well, it's better to manually set independent channels in an alternating pattern across the 2.4GHz, 5GHz, and 6GHz spectrums.
11. Validate known client devices' 5 GHz capabilities and limitations and plan your channels accordingly.
12. In most cases, auto transmit power is used to automatically adjust the radio output power of access points across different frequency bands. Auto-transmit power doesn't work well in the environment, so set static transmit power settings. The recommended transmit power levels are 11 dBm for 2.4 GHz, 13 dBm for 5 GHz, and 17 dBm for 6 GHz.
13. The 5GHz frequency band has several advantages over the 2.4GHz band:
 - a. Less Interference: The 2.4GHz band is often crowded due to the presence of devices like microwaves, cordless phones, and Bluetooth devices. In contrast, the 5 GHz band typically experiences less interference, resulting in
 - a more stable and reliable connection.
 - b. Higher Speeds: The 5GHz band can support higher data rates due to its wider channels (20MHz, 40MHz, 80MHz, and 160MHz), allowing for faster data

transfer rates. This is beneficial for activities requiring high bandwidth, such as streaming high-definition video or online gaming.

- c. More Channels: The 5GHz band offers more non-overlapping channels compared to the 2.4GHz band, reducing the likelihood of channel congestion and enabling better performance in dense environments like apartment buildings, hotels, or office complexes.
- d. Better Performance in High-Density Areas: With more channels and less congestion, the 5GHz band performs better in environments with many wireless networks and devices. For faster speeds and less interference, 5GHz is often preferred, while 2.4GHz may be more suitable for better range.

14. The field of wireless technology is rapidly advancing with the introduction of Wi-Fi 6, Wi-Fi 6e, and the newest addition, Wi-Fi 7, which are transforming connectivity. These protocols improve efficiency in multiple-device environments and provide significantly faster speeds. In the hospitality industry, it's important to implement these advanced protocols for seamless Wi-Fi connectivity. While Wi-Fi 6 is a dependable option, adopting Wi-Fi 7 ensures future-proofing and enables the integration of more advanced applications. With Wi-Fi 7 and Wi-Fi 6e access points offering three frequency bands, including the latest 6 GHz band, the ability to connect more devices at higher speeds is significantly increased, meeting the growing demands of modern connectivity.

EnGenius's Hospitality Solution



A Telephony Solution that Keeps Staff Connected and Coordinated

As hospitality clients expand their operations, they need reliable communication systems to improve staff interaction and guest experience. Cordless business phone systems enhance staff communication and productivity, providing features like walkie-talkie capabilities while ensuring reliability and durability. To ensure smooth communication throughout your hotel, from the front desk to housekeeping, it's important to provide your staff with a powerful solution. You can guarantee crystal-clear calls even through thick barriers by utilizing a reliable protocol like SIP and the robust 900 MHz frequency. Let's explore the benefits of cordless handsets in complex environments, such as hotels, extending coverage, and enhancing the overall guest experience.

Discover How Cordless Business Phones Can Enhance Guest Service

A business-class cordless telephone system can benefit hotel owners by providing secure communication among staff, improving guest experience, enhancing safety and security, and increasing staff productivity.

Efficient Staff Communication

Advanced cordless business telephone systems can help hotels improve communication among staff members. These efficient systems can empower your staff with instant communication, all on a single, compact handset. Broadcast messages, utilize intercoms, make calls, and receive calls while roaming the entire property. Staff can swiftly address maintenance issues and relay guest requests, boosting productivity and satisfaction.

Safety and Security Needs Met

In the hospitality industry, one of the biggest risks that properties face is the delay in responding to safety and security issues. A cordless phone system can help hotel staff communicate with each other, emergency responders, or outside maintenance companies during safety and security issues. This ensures that the privacy of guests and staff members is not compromised while sharing pertinent information about the pressing situation. Advanced systems use private and secure frequencies to provide reliable communication independent of the hotel's Wi-Fi, ensuring an alternate, dependable connection during emergencies.

Great Guest Experiences and Better Ratings

By implementing a business-class cordless telephone system, your hotel can effectively and promptly address guest needs no matter where or when they arise. For instance, a guest in need of extra towels while lounging by the pool late at night may have difficulty reaching staff with a traditional phone system. A cordless system, however, ensures that staff members are easily accessible throughout the property, enabling quick delivery of the requested towels. Similarly, guests with questions about room service during breakfast hours can conveniently contact staff using a cordless handset in their room. This kind of timely attention to guest needs, regardless of the time or location, can result in positive reviews and enhance your hotel's reputation. In today's world of instant and influential social media reviews, being attentive to guest requests is crucial. Equipping your staff with the right tools, such as a cordless phone system, empowers them to effectively serve your guests and contributes to your hotel's success.

Deliver Excellence, Every Time

Delivering food, supplies, and exhibit equipment requires personal interaction and coordination. A cordless phone system can assist in accessing the right people during the delivery process on the hotel grounds. Advanced phone systems can even be connected to receiving door callboxes, which enable the handset user to communicate with the delivery person using voice. This flexibility allows for the maintenance of hotel security and productivity.

Enhance Guest Services Seamlessly

Imagine a bustling convention center with pop-up booths, conference rooms, and staff on the move. Thanks to their digital two-way radio technology, advanced cordless phone systems can thrive in such environments. Broadcast messages can be sent instantly to all staff or designated groups, ensuring everyone is on the same page about important updates, schedule changes, or last-minute guest requests. If you need to have a private conversation with a colleague, no problem. These systems often allow intercom functionality between handsets, keeping communication clear and secure. And forget about relying on Wi-Fi, which can be unreliable in temporary structures. Headsets can be added to the system, enabling professional and discreet communication no matter where a staff member is located.

Designed for Hospitality Environments

We know how hard hotel staff work to provide guests with excellent service. More advanced cordless phone handsets are ideal for hotels as they are designed to withstand heavy use. Industrial cordless phone systems can be considered for workplaces where phones are frequently bumped or damaged. A range of long-range cordless business phones and handsets is available to suit various communication needs.

Produce Private and Protected Communication

Hotels can use industrial cordless phone systems to safeguard guest and corporate data. Look for headsets that operate on non-Wi-Fi frequencies, reducing the possibility of wireless interference and hacking. Or make sure you have up-to-date security protocols to protect sensitive information such as credit card details and guest room information.



Telephony Best Practices

Installation and Placement:

It's crucial to strategically place the base unit to optimize your hotel's wireless phone system. Think of the base unit as the system's brain – it requires a clear, uncluttered space to effectively transmit signals throughout the property. The ideal location would be a central, open area without any obstructions like walls or furniture. Some advanced handsets have built-in RSSI (Received Signal Strength Indication) tools. These tools provide real-time signal strength readings, allowing you to determine the best location for the base unit and handsets to ensure maximum coverage and clear calls.

Optimized Antenna Use:

Business-class long-range wireless phone systems have optional indoor and outdoor antenna solutions. These solutions boost the signal strength, reaching areas where the base unit alone might struggle. Indoor antennas are perfect for overcoming internal obstacles like thick walls, while outdoor options can cover long distances or penetrate challenging exteriors. If you opt for an outdoor antenna, make sure to prioritize lightning protection. While these kits often include protection, it's important to double-check to ensure your system stays safe from electrical surges during storms.

Battery Swapping:

Make sure your staff is equipped with solutions that will prevent them from panicking due to low batteries, ensuring uninterrupted communication during shift changes for housekeeping, maintenance, security, and other departments. Options such as spare

batteries in charging cradles, portable battery packs, and multi-device charging stations allow for quick and easy battery swaps, ensuring that handsets are always ready for use.

Flexible Features:

Explore the versatility of telephony solutions, including specialized handsets that limit telephone access while providing long-range digital two-way radio communication and features that facilitate smooth call transfers and improve staff coordination. There are solutions tailored to meet the various needs of hotels and resorts, whether to enhance staff communication, elevate guest services, or ensure safety and security. Find the telephony solution to meet your clients' specific requirements.

Planning Your Connectivity Environment

As you move forward, it's essential to anticipate what questions may arise when deploying wireless technologies to upgrade your hospitality clients' hotels. With all the necessary information at hand, you can be confident in your ability to prepare for any challenges that may come your way.



FAQs

Ask yourself these crucial questions to assess your customers' Wi-Fi needs. You'll then be better informed to begin preparing a wireless network site plan for their property.

What's the purpose of your hotel client's Wi-Fi network?

When setting up a network, it's important to consider the reasons behind it. You should ask yourself what the most important applications for this network are. Determine which applications will be allowed to run on the network, as well as any restrictions that should be placed on those applications or others.

Where does the Internet service enter the property?

To provide Wi-Fi to hotel staff and guests, it's important to consider how the service will be delivered. The location of the Internet Service Provider's (ISP) equipment can help determine what components are needed, such as Ethernet cabling, network Power-over-Ethernet (PoE) switches, and/or wireless access points. Additional options to consider include fiber runs, hardened PoE switches, media converters, and NEMA boxes.

How far is the Internet service entry point from your client's desired coverage area(s)?

Understanding the distance between your ISP's infrastructure and the service area is pivotal for strategically selecting and placing the requisite equipment. For instance, if your Internet service is routed to a remote locale, opting for fiber cabling from the entry point to supplementary equipment becomes imperative. This infrastructure facilitates the installation of access points, enabling seamless Internet connectivity extension to various zones within the premises, including offices and other designated areas.

What are the WAN requirements?

Multiple WAN connections in hospitality installations can effectively manage capacity demands, adhere to regulatory requirements, and fortify network resilience, thereby enhancing the overall guest experience and operational efficiency. In medium to large hospitality setups, it's customary to employ multiple Wide Area Network (WAN) connections for several important reasons:^{*}• Capacity:

Hospitality networks often witness a surge in guest traffic, surpassing non-guest traffic. Consequently, deploying two distinct Internet connections, with one exclusively allocated to guest usage and the other for non-guest activities, becomes imperative to maintain seamless connectivity. *

• **Traffic Segmentation:** Regulatory frameworks often mandate stringent traffic segmentation protocols. Employing two WAN connections facilitates compliance with these regulations, ensuring data integrity and privacy across distinct network segments. *

• **Redundancy:** Unforeseen outages or disruptions in one Internet connection can severely impact operations. By leveraging multiple WAN connections, the network gains robust redundancy. In the event of a failure in one connection, seamless failover to the alternate connection guarantees uninterrupted service delivery, bolstering overall network reliability and resilience.

What is the projected count of devices that will be using the network?

It is crucial to determine the number of wireless client devices to assess the required number of access points within a network. A commonly used guideline is to allocate approximately 2.5 devices per person, although this can be adjusted based on the specific requirements of the environment. Understanding the staffing levels and room count within a property also helps to refine this estimation. This assessment considers the average user load or “user capacity,” which includes a range of devices such as smartphones, tablets, gaming consoles, and laptops.

What quality & type of service or level of access do you want to provide your guests?

For optimum Wi-Fi performance, it is vital to strategically place your access points. In case you have an outdoor space or pool area, it is advisable to use an IP-rated access point to guarantee a constant and dependable Wi-Fi connection. This will enable you to have a seamless browsing experience while you enjoy the outdoors.

Wireless signals tend to weaken as they travel through different materials. Materials such as concrete, wood, metal siding, fiberglass, and rebar that are commonly found in hotel bathrooms, construction sites, or plumbing systems can cause varying levels of Wi-Fi signal degradation. It's important to have a clear understanding of the obstacles present in your hotel to determine the number and appropriate placement of wireless access points to ensure reliable Wi-Fi coverage.

Do you have Ethernet & Fiber/Power cable running out to each building or desired Wi-Fi location?

It is ideal to have Ethernet or fiber cables installed in buildings or centralized locations to facilitate Wi-Fi deployment. If you don't have these cables as a primary option, you can establish a secure wireless link or wireless bridge to transmit the signal to a specific location. This approach will help you avoid additional cabling costs and the inconvenience of obtaining permits. It will also prevent any disruption from construction, ensuring a better experience for guests. When choosing a wireless bridge, make sure it supports the same wireless speeds as the rest of your network. The faster the link, the better the experience for your guests or tenants. Also, consider the type of traffic that will flow through the wireless link. You may need a separate wireless bridge for surveillance traffic, for example.

How many suites and rooms do your hospitality clients want to equip with wireless access?

Ideally, you will want to provide each room with an access point instead of having them in the hallway. To determine the number and placement of access points and wireless bridges, you should consider the number of floors, rooms, and hospitality areas that require Wi-Fi connectivity. It will also help to estimate the average number of users that will be on your network at any given time. Access points are available in different form factors, including ceiling-mount or wall-plate access points, which can be chosen based on Wi-Fi and aesthetic requirements.

Additionally, it's important to consider the amount of traffic that each access point will be handling.

Do you plan to implement or expand an existing surveillance system?

Surveillance systems are essential for providing 24/7 visuals of key areas, ensuring safety and security for staff members, hospitality guests, or tenants. These systems can also provide crucial evidence to protect your property in cases of liability issues, vandalism, and theft. If you're installing an IP surveillance system, you must consider the available bandwidth at your client site. Higher-resolution IP cameras require more bandwidth than lower-resolution IP cameras. To optimize the performance of your surveillance system, it is best to put it on a separate network segment, either physical (separate cabling and switches) or logical (VLANs). This helps to divide up the amount of bandwidth/speed being used between each segment, allowing you to allocate limits as needed.

Ready to Create Memorable Stays with Seamless Connectivity? (CTA)

EnGenius is leading the way in transforming the hospitality industry with innovative solutions. We are confident that our simple, seamless, and secure connectivity solutions can help you overcome any challenges you may be facing, transform your business, and deliver memorable guest stays. Don't hesitate to contact us or visit our website to learn more about how we can help you embrace the future of hospitality.

<https://www.engeniustech.com>. >

If you need further assistance or have questions about planning your Wi-Fi network for hospitality, please talk with our team of experts. **Contact Us**

The Full Suite of EnGenius Solutions

Indoor Access Points

Our indoor access points provide seamless wired and wireless connectivity for modern hotels. The Wall-Plate APs deliver strong internet access that seamlessly fits into any setting, ensuring everything from smart TVs to guest devices stays easily connected.

loading="lazy" class="size-full wp-image-16524667 aligncenter" src="https://manuals.plus/wp-content/uploads/2025/04/EnGenius-ECW270-Wireless-Access-Point-Built-For-Harshest-Environments-fig-5.png" alt="EnGenius-ECW270-Wireless-Access-Point-Built-For-Harshest-Environments-fig- (5)" width="146" height="179">

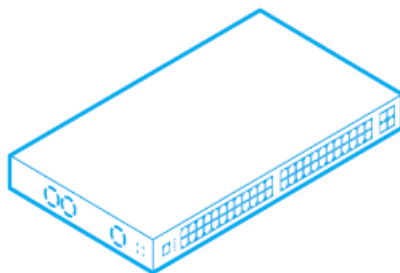
Outdoor Access Points

Our outdoor access points are designed to extend your hotel's network to outdoor areas, providing robust connectivity in spaces like pools and patios. They are built to withstand various weather conditions and ensure consistent performance, enhancing the guest experience.



Switches

Our switches guarantee a seamless and secure communication system for hotels. With easy setup and management, hotels can effortlessly provide exceptional guest experiences without being burdened by network complexities.



Cloud Managed Routers

Our SD-WAN Routers offer a streamlined solution for hotel network management, enhancing guest satisfaction by ensuring secure, high-performance internet access across the property while optimizing bandwidth usage.

**loading="lazy" class="size-full wp-image-16524670 aligncenter"
src="https://manuals.plus/wp-content/uploads/2025/04/EnGenius-ECW270-
Wireless-Access-Point-Built-For-Harshest-Environments-fig-8.png"
alt="EnGenius-ECW270-Wireless-Access-Point-Built-For-Harshest-Environments-
fig- (8)" width="216" height="180">**

Telephony

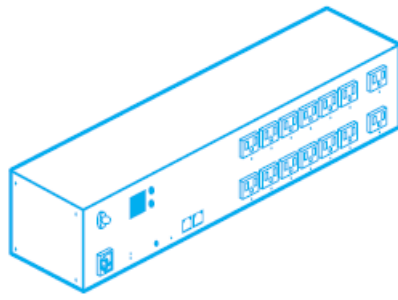
Our cordless telephone systems are designed for the hospitality sector. They integrate easily with existing PBX and IP-PBX systems, offering important features like Push-to-Talk Broadcast and Two-Way Intercom for staff coordination and guest service in large hotel environments.



PDU

Our

cutting-edge Cloud-managed PDUs guarantee uninterrupted and flawless operation of all hotel technological amenities. With a strong focus on protecting vital infrastructure, our PDUs also help you save costs by efficiently using power.



The SMART Choice in Hospitality

Simple & Scalable:

Hotels and resorts need scalable networking solutions to accommodate growing guest devices and data usage. EnGenius technology ensures that your network's capacity can grow without compromising speed and connectivity, maintaining high levels of guest satisfaction.

loading="lazy" class=" wp-image-16524673 aligncenter"

src="https://manuals.plus/wp-content/uploads/2025/04/EnGenius-ECW270-

Wireless-Access-Point-Built-For-Harshest-Environments-fig-11.png"

alt="EnGenius-ECW270-Wireless-Access-Point-Built-For-Harshest-Environments-fig- (11)" width="110" height="120">Management (Cloud & On-Prem):

EnGenius Cloud provides user-friendly management tools for the hospitality industry, enabling efficient monitoring, security, and optimization of network resources. It offers intuitive cloud-based and on-premises management options with real-time insights into network performance, guest usage patterns, and potential security threats.



Advanced Security:

EnGenius provides advanced security features, including encryption, access controls, and intrusion detection/prevention systems, to comprehensively protect guest data against cyber threats. This helps comply with data protection regulations and builds trust with guests, who can connect to the network with confidence that their personal

information is secure.



Reliability & Performance:

EnGenius offers the most dependable and high-performing networking solutions for the hospitality industry. Our products are designed to withstand the most demanding environments, ensuring uninterrupted service and superior performance. With EnGenius, you can be confident that your guests will enjoy a seamless online experience.

"lazy" class="aligncenter size-full wp-image-16524676" src="https://manuals.plus/wp-content/uploads/2025/04/EnGenius-ECW270-Wireless-Access-Point-Built-For-Harshest-Environments-fig-14.png" alt="EnGenius-ECW270-Wireless-Access-Point-Built-For-Harshest-Environments-fig- (14)" width="174" height="178">**Total Cost of**

Ownership:

EnGenius Wi-Fi solutions provide exceptional enterprise-class performance without requiring any additional licensing or subscription fees. With our extensive front-end discounts, operators can significantly reduce their Wi-Fi expenses, allowing them to allocate more funds toward enhancing guest amenities.



About EnGenius

Simple, Seamless, Secure Connectivity

EnGenius Technologies is a proven technology leader with over 25 years of

experience. Our products are known for their unparalleled security and ease of deployment, with the industry’s best-in-class TCO. Our sophisticated solutions deliver seamless connectivity management and integration, available anytime and anywhere.

Contact Us


g>If you need further assistance or have questions about planning your Wi-Fi network for hospitality please talk with our team of experts.

- EnGenius Technologies | Costa Mesa, California, USA
- Email: support@engeniustech.com
- Website:

engeniustech.com">www.engeniustech.com

- Local Contact: (+1) 714 432 8668
- Maximum data rates are based on IEEE 802.11 standards. Actual throughput and range may vary depending on distance between devices or traffic and bandwidth load in the network.
- Copyright ©2024 EnGenius Technologies, Inc. All rights reserved.

Documents / Resources

	<p>EnGenius ECW270 Wireless Access Point Built For Harshest Environm ents [pdf] Installation Guide</p> <p>ECW270 Wireless Access Point Built For Harshest Environments, ECW 270, Wireless Access Point Built For Harshest Environments, Point Buil t For Harshest Environments, Harshest Environments, Environments</p>
--	---

References

- [H Research: 78% of Hoteliers Will Increase Their Investment in Hotel Technology in the Next Three Years |](#)
- [User Manual](#)
- [EnGenius](#) [ECW270](#), [ECW270 Wireless Access Point Built For Harshest Environments](#), [EnGenius](#), [Environments](#), [Harshest Environments](#), [Point Built For Harshest Environments](#), [Wireless Access Point Built For Harshest](#)

[Environments](#)

—Previous Post

[EnGenius EWS377AP WiFi 6 Access Point 4×4 Managed Wireless Owner's Manual](#)

Next Post—

[EnGenius Hospitality Connectivity Solutions User Guide](#)

[Manuals+](#), [Privacy Policy](#) | [@manuals.plus](#) | [YouTube](#)

This website is an independent publication and is neither affiliated with nor endorsed by any of the trademark owners. The "Bluetooth®" word mark and logos are registered trademarks owned by Bluetooth SIG, Inc. The "Wi-Fi®" word mark and logos are registered trademarks owned by the Wi-Fi Alliance. Any use of these marks on this website does not imply any affiliation with or endorsement.