



enbrighten USB-Powered String Lights User Manual

[Home](#) » [enbrighten](#) » enbrighten USB-Powered String Lights User Manual 

enbrighten USB-Powered String Lights User Manual

enbrighten®

USB-Powered String Lights



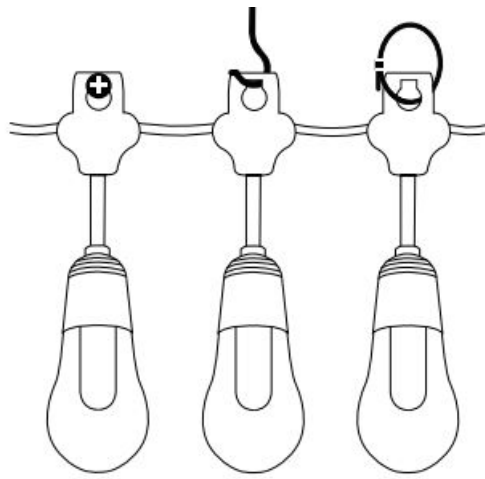
Read instructions or watch easy-to-follow video.
Scan QR code or visit: <http://bit.ly/2RHDz5b>

<http://bit.ly/2RHDz5b>

Contents

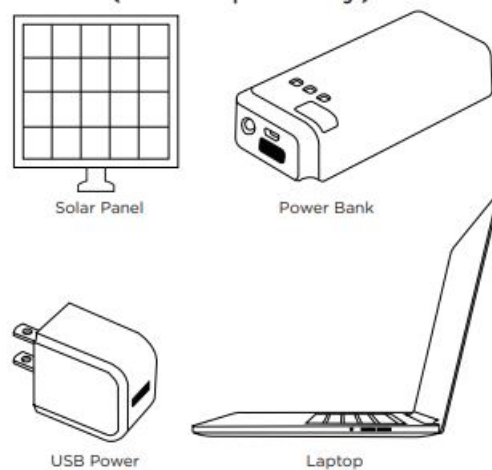
- [1 Installation](#)
- [2 Control](#)
- [3 Additional Accessories](#)
- [4 Troubleshooting](#)
- [5 Documents / Resources](#)
 - [5.1 References](#)
- [6 Related Posts](#)

Installation



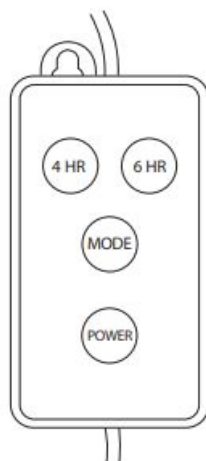
Hang your Enbrighten USB-Powered String Lights by utilizing the built-in keyhole mounting tabs located above each bulb. Use nails, screws, hooks or guide wires to mount/hang the lights in your preferred indoor or outdoor location.

Power (sold separately)



Power the lights using the USB connector via any standard USB 5.0V (500mA minimum) power source. These include in-wall USB ports, standard USB power adaptors, and mobile USB power banks. This product can also be powered by the Enbrighten Solar Panel (49582) which is available at byjasco.com or amazon.com.

Control



Operate the lights with the attached remote by selecting one of the following buttons:

1. POWER: Turns the lights ON/OFF
2. 4HR: Internal timer deactivates lights after four hours. To activate 4 hour timer, press button and lights will flash to indicate that timer has been activated.
3. 6HR: Internal timer deactivates lights after six hours. To stop the activated timer, press the button to turn off the device.
4. MODE: Cycles through the following color modes
 - Warm White Light
 - Color Fade
 - Red Light
 - Green Light
 - Blue Light
 - Yellow Light
 - Purple Light
 - Pink Light
 - Orange Light
 - Turquoise Light
 - Christmas Holiday
 - Red, White and Blue
 - Rainbow
 - Twinkle

Additional Accessories

Available at byjasco.com or amazon.com



USB Charger
Model #DLP2409-37



Philips 10,000mAh Power Bank
Model #DLP2103-37



Philips 5,200mAh Power Bank
Model #DLP5205U-37



Philips USB Car Charger
Model #DLP2459-37



Enbrighten Solar Panel
Model #49582

Troubleshooting

Problem	Possible Cause	Solution
No lights or flashing lights	Poor USB connection	Check the USB plug and socket for dirt or foreign matter, and ensure the plug is inserted firmly in place.
	Won't turn on	Please ensure that the output voltage of the power supply is 5V and the available current is not less than 500mA. When using a 5V power bank, make sure that there is power to the light. When using a solar powered panel, be sure that the solar panel is turned "ON".
	Power mismatch	When the USB power voltage is too high or the current is not enough, it may cause the lights to flicker. Excessive voltage may lead to product damage.
	Contact our U.S.-based Consumer Care at 1-800-654-8483 between 7AM-8PM CST.	



WARNING

RISK OF ELECTRIC SHOCK

- RECEPTACLE OUTLETS USED FOR POWERING CAFÉ LIGHTS SHALL COMPLY WITH ALL NATIONAL AND LOCAL ELECTRICAL CODES. CONSULT LOCAL ELECTRICIAN IF UNSURE OF COMPLIANCE REQUIREMENTS.
- DO NOT SUBMERSE.
- DO NOT USE AROUND AQUARIUMS
- CAFÉ LIGHTS ARE A WET LOCATION PRODUCT AND HAVE NO SERVICEABLE PARTS.
- AVOID DAMAGE TO THE CORDS AND LAMP ASSEMBLIES DURING INSTALLATION. PERIODICALLY INSPECT THE CAFÉ LIGHTS FOR PHYSICAL DAMAGE OR OTHER DAMAGE CAUSED BY OUTDOOR EXPOSURE TO THE ELEMENTS.
- REPLACE ANY DAMAGED CAFÉ LIGHT STRINGS.
- DO NOT INSTALL IN LOCATIONS WHERE CAFÉ LIGHTS CAN BE STEPPED ON.
- ENSURE CAFÉ LIGHTS ARE UN-PLUGGED FROM POWER DURING INSTALLATION.
- CAFÉ LIGHTS SHOULD BE INSTALLED OUT OF THE REACH OF CHILDREN OR NOT ALLOWING CHILDREN TO PLAY WITH THEM.

RISK OF FIRE

- CAFE LIGHTS ARE DESIGNED TO BE MOUNTED WITH THEIR INDIVIDUAL KEYHOLE MOUNTING FEATURE, DO NOT MOUNT CAFÉ LIGHTS BY USING THE MAIN ELECTRICAL CORD OR THE INDIVIDUAL DROP CORDS.
- DO NOT MOUNT CAFÉ LIGHTS IN ANY POSITION WHERE THE BULB IS FACING UP.
- DO NOT ALLOW THE LED LAMP ASSEMBLIES TO BE IN CONTACT WITH COMBUSTIBLE MATERIALS.

LED LAMP ASSEMBLIES SHOULD HANG FREELY AND NOT BE SUSCEPTIBLE TO REPETITIVE DAMAGE CAUSED BY ENVIRONMENTAL CONDITIONS SUCH AS WIND, RAIN, AND ICE.




MADE IN CHINA / HECHO EN CHINA

DISTRIBUTED BY JASCO PRODUCTS COMPANY LLC, 10 E. MEMORIAL RD., OKLAHOMA CITY, OK 73114.

® Patents pending Questions? Contact our U.S.-based Consumer Care at 1-855-698-8324 between 7AM–8PM, M-F, Central Time.

Documents / Resources

	<p>enbrighten USB-Powered String Lights [pdf] User Manual USB-Powered, String, Lights, enbrighten, Jasco</p>
---	--

References

- [a Amazon.com. Spend less. Smile more.](#)
- [📺 Enbrighten Acrylic Bulb USB Café String Lights - 48365, 48366 - YouTube](#)
- [J Jasco](#)

Manuals+.