



enabling devices 3610 Illuminated Gel Board User Guide

[Home](#) » [enabling devices](#) » enabling devices 3610 Illuminated Gel Board User Guide 

enabling devices 3610 Illuminated Gel Board



Contents

- [1 A great sensory experience!](#)
- [2 Troubleshooting](#)
- [3 Care of the Unit](#)
- [4 Customers Support](#)
- [5 Documents / Resources](#)
 - [5.1 References](#)
- [6 Related Posts](#)

A great sensory experience!

Our Gel Board provides both visual and tactile experiences. Four colorful soft and squishy pads light up when you touch them. Each pad contains multicolored stars that move when you press the pad. Pads light up with the slightest touch. A bead chain and mirror invite additional exploration. Use on a desktop or wall mounted. Wall mounting hardware included. Size: 16½"L x 13½"W x 2"H. Requires 2 AA Batteries. Weight: 3½ lbs.

1. Illuminated Gel Board requires 2 AA batteries (not included). Use Alkaline batteries only (e.g. Duracell or Energizer brand). Do not use rechargeable batteries or any other type of batteries because they supply lower voltage and the unit will not perform properly. The battery compartment is located under the mirror. To access the compartment lift off the Velcro attached mirror and then remove the Phillips Head screw from the battery

compartment cover. Install the AA batteries into the holder. When installing new batteries, always be careful to observe battery polarity. Replace battery cover and screw. Never mix old and new batteries together or different brands or types together.

2. Our Gel Board provides both visual and tactile experiences. Four colorful soft and squishy pads light up when you touch them. Each pad contains multicolored stars that move when you press the pad. Pads light up with the slightest touch. Once you release pressure on the gel pad the light will go out. A bead chain and mirror invite additional exploration. Use on a desktop or wall mounted. Wall mounting hardware included.

Troubleshooting

Problem: UV Light Panel's lights do not work.

Action #1: Check the Batteries for strength and for proper battery polarity. Replace if weak or dead.

Care of the Unit

The Illuminated Gel Board can be wiped clean with any household multi-purpose, non-abrasive cleaner and disinfectant. We recommend Simple Green, which is a non toxic biodegradable all-purpose cleaner.

Do not use abrasive cleaners, as they will scratch the surface of the unit.

Do not submerge the unit, as it will damage the electrical components.

Customers Support


For Technical Support:

Call our Technical Service Department
Monday through Friday, 9 a.m. to 5 p.m. (EST)
1-800-832-8697
customer_support@enablingdevices.com



50 Broadway
Hawthorne, NY 10532
Tel. 914.747.3070 / Fax 914.747.3480
Toll Free 800.832.8697
www.enablingdevices.com



Documents / Resources

	enabling devices 3610 Illuminated Gel Board [pdf] User Guide 3610, 3610 Illuminated Gel Board, Illuminated Gel Board, Gel Board
---	--

References

-  [Products For People With Special Needs | Enabling Devices](#)
-  [Products For People With Special Needs | Enabling Devices](#)

Manuals+.